



2017 MICHIGAN FOOTBALL



HAIL TO THE VICTORS VALIANT **HAL TO THE CONQU'RING HEROES**

11 NATIONAL TITLES

45 BOWL GAME APPEARANCES

42 BIG TEN TITLES

138 YEARS OF MICHIGAN FOOTBALL

ATHLETIC COMMUNICATIONS • 1200 SOUTH STATE STREET • ANN ARBOR, MICH. • OFFICE (734) 763-4423 • FAX (734) 647-1188 • MGOBLUE.COM

DID YOU KNOW?

- This will be the 114th meeting between Michigan and Ohio State.
- The Wolverines and Buckeyes are playing for the 100th consecutive year.
- Michigan has 13 players that hail from the state of Ohio.
- U-M will honor the senior members of the football team prior to the game.
- Mason Cole will look to make his 50th consecutive start on Saturday.
- Karan Higdon is the Big Ten's second-leading rusher in conference play.
- Khaleke Hudson leads the Big Ten in tackles for loss and sacks.

TABLE OF CONTENTS

Game Information.....1
 Quick Facts.....2
 Radio and TV Information.....3
 National Polls.....4
 Game Notes.....4-18
 Pronunciations 11
 "The Game"..... 19
 Series History.....20-21
 Big Ten Standing & Bowls.....20-21
 2017 Honors & Awards..... 22
 Wolverines in the NFL..... 23
 U-M Football by the Numbers..... 24
 Michigan Stadium..... 25
 Rosters.....26-27
 Coach Jim Harbaugh.....28-29
 Coaching and Support Staff..... 30
 Player Career Bests.....31-33
 Starting Lineups 34

FOLLOW MICHIGAN ON ...

Twitter
 @UMichFootball
 @CoachJim4UM
 @UMJumpmanFB

Facebook
 /MichiganFBall

Instagram
 @umichfootball
 @umichathletics

Snapchat
 UMJumpmanFB
 umichathletics

#8 Ohio State University Buckeyes (9-2, 7-1 Big Ten) at University of Michigan Wolverines (8-3, 5-3 Big Ten)

**GAME 12: Michigan Stadium • Ann Arbor, Mich.
 Saturday, Nov. 25, 2017 • 12 p.m. EST**



Series vs. Ohio State: U-M leads 58-49-6
Series Streak: OSU won 5
Last Meeting vs. OSU: OSU 30, U-M 27; 2 OT (2016)
Last Michigan Win: U-M 40, OSU 34 (2011)
Television: FOX
Radio: Michigan/IMG Sports Network
Live Stats: MGoBlue.com



2017 GAME INFORMATION

Television Coverage

FOX will broadcast the game to a national audience. Gus Johnson (play-by-play), Joel Klatt (color analyst) and Jenny Taft (sideline) will call the game.

Radio Coverage

Jim Brandstatter (play-by-play) and Dan Dierdorf (color analyst) bring the action to you from the booth, with Doug Karsch providing sideline reports and analysis. Anchored by WWJ-AM (950) in Detroit, the Michigan IMG Radio Network is comprised of 41 affiliate stations in Michigan and Ohio during football season (see page 3). The game can also be heard on Sirius (channel 83) and XM Radio (channel 83).

Westwood One National Radio Broadcast

'The Game' can be heard on national radio through Westwood One Sports. Ryan Radtke (play-by-play) and Chuck Long (color) will call the action.

Wolverines and Buckeyes

This will be the 114th meeting between Michigan and Ohio State, and the 100th consecutive year that the two

school have met on the football field. The Wolverines have an 58-49-6 advantage in the all-time series. The Buckeyes have won five straight match-up and 12 of the past 13 contests.

Michigan vs. Ohio State in Ann Arbor

The two arch-rivals will meet for the 58th time in Ann Arbor and for the 47th time at Michigan Stadium. U-M has compiled a 31-22-4 record against OSU in Ann Arbor and has a 23-20-3 mark at Michigan Stadium.

Senior Day Recognition

Prior to "The Game" against Ohio State, the University of Michigan will recognize the effort of its fourth- and fifth-year senior football players. A listing of all the senior members of the team can be found on page 5 of the game notes.

Internet Sites

Michigan: MGoBlue.com
Ohio State: ohiostatebuckeyes.com
Big Ten Conference: bigten.org

2017 SCHEDULE AND RESULTS

DATE	RANK	OPPONENT	RESULT	TIME	TV	ATTEND.
Preseason						
Sept. 2	11 / 17	vs. Florida (Dallas, TX)	W, 33-17	3:41 p.m.	ABC	75,802
Sept. 9	8 / -	CINCINNATI	W, 36-14	12:06 p.m.	ABC	111,384
Sept. 16	7 / -	AIR FORCE	W, 29-13	12:01 p.m.	BTN	111,387
Sept. 23	8 / -	at Purdue*	W, 28-10	4:21 p.m.	FOX	60,042
Oct. 7	7 / -	MICHIGAN STATE*	L, 10-14	7:42 p.m.	ABC	112,432
Oct. 14	17 / -	at Indiana*	W, 27-20 1ot	12:06 p.m.	ABC	52,929
Oct. 21	19 / 2	at Penn State*	L, 13-42	7:42 p.m.	ABC	110,823
Oct. 28	- / -	RUTGERS* (HC)	W, 35-14	12:01 p.m.	BTN	111,213
Nov. 4	- / -	MINNESOTA*	W, 33-10	7:30 p.m.	FOX	111,090
Nov. 11	21 / -	at Maryland*	W, 35-10	3:30 p.m.	BTN	44,325
Nov. 18	19 / 5	at Wisconsin*	L, 10-24	12 p.m.	FOX	81,216
Nov. 25	- / 8	OHIO STATE*	12 p.m.	FOX		

All Times Eastern / * Big Ten Games / Home Games Bold at Michigan Stadium
 Rank (U-M / Opponent) from the Associated Press Top 25

MICHIGAN FOOTBALL QUICK FACTS

COMMUNICATIONS

David Ablauf, Associate AD/
Football Communications
Chad Shepard, Assistant Director/
Communications

Phone: (734) 763-4423
Fax: (734) 647-1188
Website: MGoBlue.com

Mailing Address:
Athletic Communications
University of Michigan
1000 S. State St.
Ann Arbor, MI 48109-2201

UNIVERSITY INFORMATION

School: University of Michigan
Location: Ann Arbor, Mich.
Population: 114,024
Enrollment: 43,625
Founded: 1817
University President: Mark Schlissel
Donald R. Shepherd Director of Athletics: Warde Manuel
Nickname: Wolverines
Colors: Maize and Blue
Band: Michigan Marching Band
Fight Song: The Victors
Conference: Big Ten
Joined Big Ten: 1896 (charter member)

FOOTBALL INFORMATION

First Year of Varsity Status: 1879
All-Time Record: 943-337-36 (138th season)
All-Time Big Ten Record: 503-205-18 (110th season)
National Titles: 11
Big Ten Championships: 42
Bowl Games (Record): 45 (21-24)
Consensus All-Americans: 81
First-Team All-Big Ten Selections: 412

MICHIGAN STADIUM

Completed: 1927 (90th season)
Stadium Capacity: 107,601
Surface: FieldTurf (artificial)
Largest Crowd (Opp. Year): 115,109 (Notre Dame, 2013)
Record at Michigan Stadium: 424-128-15
Consecutive 100,000-plus Crowds: 278 (1975 to current)

2016 SEASON IN REVIEW

2016 Capital One Orange Bowl (New Year's Six)
3rd, Big Ten Conference East Division
Final National Polls: 10th, Amway Coaches Poll; 10th, Associated Press Media Poll
Overall Record: 10-3 (.769)
Big Ten Record: 7-2 (.778)
Home: 8-0 / **Away:** 2-2 / **Neutral:** 0-1

MICHIGAN HEAD COACHES

Jim Harbaugh 2015-.....28-9.....(.757)
Brady Hoke 2011-14.....31-20.....(.607)
Rich Rodriguez 2008-10.....15-22.....(.405)
Lloyd Carr 1995-2007.....122-40.....(.753)
Gary Moeller 1990-94.....44-13-3.....(.758)
Bo Schembechler 1969-89.....194-48-5.....(.796)
Bump Elliott 1959-68.....51-42-2.....(.547)
Bennie Oosterbaan 1948-58.....63-33-4.....(.650)
Fritz Crisler 1938-47.....71-16-3.....(.806)
Harry Kipke 1929-37.....46-26-4.....(.632)
Tad Wieman 1927-28.....9-6-1.....(.594)
George Little 1924.....6-2.....(.750)
Fielding Yost 1901-23, 1925-26..165-29-10.(.833)
Biff Lea 1900.....7-2-1.....(.750)
Gustave Ferbert 1897-99.....24-3-1.....(.875)
William Ward 1896.....9-1.....(.900)
William McCauley 1894-95.....17-2-1.....(.875)
Frank Barbour 1892-93.....14-8.....(.636)
M. Murphy/F. Crawford 18914-5.....(.444)

FOOTBALL HISTORY

First Year of Football 1879
All-Time Record 943-337-36 (.731)
All-Time Conference Record 503-205-18 (.705)
All-Time Bowl Record 21-24 (.467)

National Championships 11
1901, 1902, 1903, 1904, 1918, 1923, 1932, 1933, 1947,
1948, 1997

Conference Championships 42
1898, 1901, 1902, 1903, 1904, 1906, 1918, 1922, 1923,
1925, 1926, 1930, 1931, 1932, 1933, 1943, 1947, 1948,
1949, 1950, 1964, 1969, 1971, 1972, 1973, 1974, 1976,
1977, 1978, 1980, 1982, 1986, 1988, 1989, 1990, 1991,
1992, 1997, 1998, 2000, 2003, 2004

Bowl Appearances 45
1901, 1947, 1950, 1964, 1969, 1971, 1975, 1976, 1977,
1978, 1979, 1980, 1981, 1982, 1983, 1984, 1985, 1986,
1987, 1988, 1989, 1990, 1991, 1992, 1993, 1994, 1995,
1996, 1997, 1998, 1999, 2000, 2001, 2002, 2003, 2004,
2005, 2006, 2007, 2010, 2011, 2012, 2013, 2015, 2016

Undefeated Seasons 23
1879, 1880, 1884, 1885, 1886, 1887, 1898, 1901, 1902,
1903, 1904, 1910, 1918, 1922, 1923, 1930, 1932, 1933,
1947, 1948, 1973, 1992, 1997

10+ Win Seasons 28
1898, 1901, 1902, 1903, 1904, 1905, 1947, 1971, 1972,
1973, 1974, 1976, 1977, 1978, 1980, 1985, 1986, 1989,
1991, 1997, 1998, 1999, 2002, 2003, 2006, 2011, 2015,
2016

Most Consecutive Wins..29 (Sept. 28, 1901 – Oct. 31, 1903)
All-Time Points Scored.....31,457
First-Team All-Americans 129 (81 consensus)
First-Team All-Big Ten Players.....412 (No. 1 in the Big Ten)
Heisman Trophy Winners..... 3 (1941, 1991, 1997)
Years with U-M Player in Heisman Top 10..... 27
National Award Winners 12
College Football Hall of Fame Members 33
All-Time NFL Draft Picks 367 (two No. 1 picks)
All-Time First Round Picks 49
Michigan on TV 455 Games; 298-149-8 (No. 1 nationally)
First TV Game...U-M 55, MSU 0 (Sept. 27, 1947 on WWJ-TV)

MICHIGAN FOOTBALL BY DECADE

2010s.....66-35-0 (.653)
2000s.....81-43-0 (.653)
1990s.....93-26-3 (.775)
1980s.....90-29-2 (.752)
1970s.....96-16-3 (.848)
1960s.....55-40-0 (.579)
1950s.....52-36-3 (.588)
1940s.....74-15-3 (.821)
1930s.....53-26-4 (.663)
1920s.....58-16-4 (.769)
1910s.....52-18-6 (.723)
1900s.....82-8-3 (.898)
1890s.....72-20-2 (.777)
1880s (no games in 1882) 18-9-0 (.667)
1879.....1-0-1 (.750)
Overall943-337-36 (.731)

BIG TEN TELECONFERENCE

The Big Ten football coaches weekly media teleconferences run throughout the season, starting Tuesday, Aug. 29, and concluding Tuesday, Nov. 21. Head coach Jim Harbaugh will participate on the conference call at 12:08 p.m. ET (11:08 a.m. CT). The media call-in number can be obtained by calling the Big Ten Conference.

Following is the coaches teleconference lineup (times listed are Eastern):

Time	Coach
12 p.m.	Pat Fitzgerald, Northwestern
12:08 p.m.	Jim Harbaugh, Michigan
12:16 p.m.	Paul Chryst, Wisconsin
12:24 p.m.	Mike Riley, Nebraska
12:32 p.m.	Mark Dantonio, Michigan State
12:40 p.m.	Kirk Ferentz, Iowa
12:48 p.m.	P.J. Fleck, Minnesota
12:56 p.m.	Chris Ash, Rutgers
1:04 p.m.	Lovie Smith, Illinois
1:12 p.m.	DJ Durkin, Maryland
1:20 p.m.	Jeff Brohm, Purdue
1:28 p.m.	James Franklin, Penn State
1:36 p.m.	Urban Meyer, Ohio State
1:44 p.m.	Tom Allen, Indiana

INSIDE MICHIGAN FOOTBALL RADIO SHOW

Head coach Jim Harbaugh, members of the coaching staff and players will participate in a weekly radio show. The hour long show originates on WWJ Radio (AM 950) every Monday evening at 7 p.m., with WXYZ TV Sports Anchor Brad Galli hosting the show. Each show features an interview with head coach Jim Harbaugh, an assistant coach and player(s) from the Wolverine team. The show is broadcast live from Pizza House (PizzaHouse.com) located at 618 Church Street in Ann Arbor. Following are the stations covering the show:

City	Station	Dial Pos.
Alma	WQBX	104.9 FM
Alpena	WZTK	105.7 FM
Ann Arbor	WTKA	1050 AM
Battle Creek	WBCK	95.3 FM
Benton Harbor	W240CZ	95.7 FM
Benton Harbor	WSJM	1400 AM
Cadillac	WKAD	93.7 FM
Caro	WKYO	1360 AM
Cassopolis	WGTO	910 AM
Charlevoix	WMKT	1270 AM
Charlevoix	W272CR	102.3 FM
Detroit	WWJ	950 AM
Dowagiac	W242CN	96.3 FM
Escanaba	WDBC	680 AM
Flint	WTRX	1330 AM
Grand Rapids	WMAX	96.1 FM
Grayling	WGRY	101.1 FM
Hancock	WMPL	920 AM
Ironwood	WJMS	590 AM
Jackson	WKHM	970 AM
Jackson	W268CA	101.5 FM
Kalamazoo/Battle Creek	WZUU	92.5 FM
Lansing	WQTX	92.1 FM
Ludington	WKZC	94.9 FM
Petoskey	WMBN	1340 AM
Port Huron	WPHM	1380 AM
Saginaw	WSGW	790 AM
Sturgis	WBET	1230 AM
Toledo, Ohio	WMIM	98.3 FM
Traverse City	WTCM	580 AM

IMG/MICHIGAN RADIO NETWORK

In its 16th season as a division of IMG College, the Michigan Sports Network represents one of the largest and most-listened to college sports network in the Midwest. Anchored by WWJ (950 AM) in Detroit, the Michigan Radio Network is comprised of 41 affiliate stations that cover the state of Michigan during football season. In addition, U-M football can be heard on American Armed Forces Radio and is also available on Sirius Satellite Radio. Jim Brandstatter (play-by-play) and Dan Dierdorf (color) bring the action to you from the booth, with Doug Karsch providing sideline reports and analysis. Jon Jansen provides halftime and post-game analysis while co-hosting the Tailgate Show with Karsch prior to the game.

Following is a list of radio affiliates:

City	Station	Dial Pos.
Alma	WQBX	104.9 FM
Alpena	WZTK	105.7 FM
Ann Arbor	WTKA	1050 AM
Battle Creek	WBXX	104.9 FM
Benton Harbor	WSJM	94.9 FM
Benton Harbor	WSJM	1400 AM
Benton Harbor	W240CZ	95.7 FM
Cadillac	WKAD	93.7 FM
Cass City	WIDL	92.1 FM
Cassopolis	WGTO	910 AM
Charlevoix	WMKT	1270 AM
Charlevoix	W272CR	102.3 FM
Dowagiac	W242CN	96.3 FM
Detroit	WWJ	950 AM
Detroit	WXYT	97.1 FM
Detroit	WOMC	104.3 FM
Escanaba	WDBC	680 AM
Flint	WTRX	1330 AM
Grand Haven	WGHN	1370 AM
Grand Rapids	WOOD	1300 AM
Grayling	WQON	100.3 FM
Hancock	WMPL	920 AM
Ironwood	WJMS	590 AM
Jackson	WKHM	970 AM
Jackson	W268CA	101.5 FM
Kalamazoo/Battle Creek	WZUU	92.5 FM
Lansing	WQTX	92.1 FM
Ludington	WKZC	94.9 FM
Marine City	WHLX	1590 AM
Muskegon	WOOD	106.9 FM
Newberry	WNBY	1450 AM
Oscoda	WWTH	100.7 FM
Petoskey	WMBN	1340 AM
Port Huron	WHLS	1450 AM
Rogers City	WHAK	99.9 FM
Rogers City	WHAK	980 AM
Saginaw	WSGW	790 AM
St. Clair	W288BT	105.5 FM
Sturgis	WBET	1230 AM
Toledo, Ohio	WMIM	98.3 FM
Traverse City	WTCM	580 AM

U-M football can also be heard on American Armed Forces Radio and is also available on Sirius XM Satellite Radio.



INSIDE MICHIGAN FOOTBALL

Inside Michigan Football, the University of Michigan Athletic Department-owned football show, returns to the airwaves this fall on WXYZ TV in Detroit (Channel 7).

The 30-minute show airs starting Aug. 27 and finishes after the conclusion of the regular season. A special bowl game show will air at a date to be determined.

Long-time Michigan broadcaster Jim Brandstatter will host the TV show featuring Jim Harbaugh, the J. Ira and Nicki Harris Head Football Coach, and the Wolverine football team. The show will be packed with highlights and features on players along with analysis from Harbaugh.

Following are the days and times the show airs:

Station	Day, Time
WXYZ TV	Sunday, 10:30 a.m.
Fox Sports Detroit	Monday, 5 p.m.

Times are Eastern



MICHIGAN FOOTBALL GAME NOTES

NATIONAL POLLS

Associated Press Top 25 (Nov. 19)

School	Record	Points	Previous
1. Alabama (58)	11-0	1522	1
2. Miami (3)	10-0	1433	2
3. Oklahoma	10-1	1370	3
4. Clemson	10-1	1355	4
5. Wisconsin	11-0	1328	5
6. Auburn	9-2	1203	6
7. Georgia	10-1	1157	7
8. Ohio State	9-2	1064	8
9. Notre Dame	9-2	1023	9
10. TCU	9-2	906	11
11. USC	10-2	891	12
12. Penn State	9-2	888	13
13. UCF	10-0	833	14
14. Washington State	9-2	697	15
15. Washington	9-2	613	16
16. Mississippi State	8-3	573	17
17. Memphis	9-1	496	18
18. Oklahoma State	8-3	422	10
19. LSU	8-3	415	21
20. Stanford	8-3	407	20
21. Michigan State	8-3	366	22
22. South Florida	9-1	247	23
23. Northwestern	8-3	232	NR
24. Virginia Tech	8-3	136	NR
25. Boise State	9-2	96	NR

Amway Coaches Top 25 (Nov. 19)

School	Record	Points	Previous
1. Alabama (64)	11-0	1600	1
2. Miami	10-0	1492	2
3. Clemson	10-1	1429	3
4. Wisconsin	11-0	1414	4
5. Oklahoma	10-1	1408	5
6. Auburn	9-2	1271	6
7. Georgia	10-1	1221	7
8. Ohio State	9-2	1103	8
9. Notre Dame	9-2	1019	9
10. USC	10-2	976	10
11. Penn State	9-2	956	11
12. UCF	10-0	915	12
13. TCU	9-2	861	14
14. Washington	9-2	735	15
15. Washington State	9-2	684	16
16. Memphis	9-1	566	17
17. Mississippi State	8-3	552	19
18. LSU	8-3	430	21
19. South Florida	9-1	388	20
20. Stanford	8-3	383	23
21. Oklahoma State	8-3	366	13
22. Michigan State	8-3	326	24
23. Northwestern	8-3	243	NR
24. Boise State	9-2	124	NR
25. Virginia Tech	8-3	119	NR

Michigan in the Weekly National Polls

Date	AP	Coaches	CFP
Preseason	11	9	
Sept. 5	8	8	
Sept. 10	7	7	
Sept. 17	8	8	
Sept. 24	8	7	
Oct. 1	7	7	
Oct. 8	17	16	
Oct. 15	19	15	
Oct. 22	NR	25	
Oct. 29	NR	24	NR
Nov. 5	21	22	NR
Nov. 12	19	18	24
Nov. 19	NR	NR	
Nov. 26			
Dec. 3			
Final			

'The Game'

- Selected as the greatest rivalry in all of sport by ESPN.com in 1999, Michigan and Ohio State will meet for the 100th straight year on the gridiron this Saturday in Ann Arbor
- The two programs have played every year since 1918, a streak that ranks eighth in Division I-A for the longest uninterrupted series
- The overall series dates back to 1897, when the Wolverines claimed a 34-0 victory over the Buckeyes in Ann Arbor
- For more information on "The Game," see pages 19-21 in the games notes

Michigan vs. Ohio State

- This will be the 114th meeting between Michigan and Ohio State
- The Buckeyes are the most common opponent for the Wolverines, trailed closely by Michigan State (110 games)
- The Wolverines hold a 58-49-6 advantage in the all-time series but the Buckeyes have won 12 of the last 13 match-ups
- This will be the third game against OSU as head coach for Jim Harbaugh

Michigan's Most Common Opponents

School	Games	Won	Lost	Tied	Pct.
Ohio State	113	58	49	6	.540
Michigan State	110	69	36	5	.650
Minnesota	102	74	25	3	.740
Illinois	95	70	23	2	.747
Northwestern	74	57	15	2	.783
Wisconsin	66	50	15	1	.765
Indiana	65	56	9	0	.862
Iowa	60	41	15	4	.717
Purdue	59	45	14	0	.763

U-M vs. OSU at Michigan Stadium

- This will be the 47th meeting between the two archrivals at Michigan Stadium and the 58th all-time meeting in Ann Arbor
- The Wolverines have compiled a 23-20-3 record against the Buckeyes at Michigan Stadium and are 31-22-4 in Ann Arbor
- U-M has claimed victories in eight of the past 14 games at the Big House dating back to 1989
- Michigan defeated Ohio State by a 35-21 score in the 100th renewal of college football's greatest rivalry on Nov. 22, 2003
- Ohio State won the last meeting in Ann Arbor, a 42-13 game in Jim Harbaugh's initial game as head coach in the rival

Televised for the 51st Consecutive Year

- The annual game will be televised for the 51st consecutive year and 62nd overall time
- Since 1967 every game in the series has been televised, including 31 national television appearances
- This is the first time that FOX will broadcast 'The Game'
- ABC televised the greatest rivalry in sport for 30 consecutive years (1987-2016), with all but the 1995 game being a national television broadcast; the 2005 game was a split national broadcast on ABC and ESPN
- The first game ever televised between the two programs was a 21-0 win by the Wolverines in Ann Arbor during the 1947 national championship season

Wolverines from Ohio

- The Michigan football program has 13 players hailing from the state of Ohio, its largest group of players from a state other than Michigan
- This group includes defensive starters, safety Tyree Kinnel and linebacker Mike McCray, as well as starting long snapper Camaron Cheeseman and punter Brad Robbins
- Linebacker Noah Furbush, punter Will Hart and offensive tackle Nolan Ulizio have also earned starting nods this fall

Player, Pos.	Hometown (High School)
Matt Brown, FB	Solon, Ohio (Solon)
Camaron Cheeseman, LS	New Albany, Ohio (Gahanna Lincoln)
Noah Furbush, LB	Kenton, Ohio (Kenton)
Will Hart, P	Hunting Valley, Ohio (University School)
Joel Honigford, OL	Sugarcreek, Ohio (Garaway)
James Hudson, OL	Toledo, Ohio (Central Catholic)
Tyree Kinnel, S	Huber Heights, Ohio (Wayne)
Mike McCray, LB	Trotwood, Ohio (Trotwood-Madison)
Jacob McCurry, WR	Solon, Ohio (Solon)
Brad Robbins, P	Westerville, Ohio (Westerville South)
Greg Robinson, OL	Hudson, Ohio (Hudson)
Adam Shibley, LB	Cleveland, Ohio (St. Ignatius)
Nolan Ulizio, OL	West Chester, Ohio (Lakota West)

Michigan in November

- The Wolverines will look to collect their 315th all-time victory during the 11th month of the year at Ohio State this weekend
- U-M has compiled an impressive 314-136-20 all-time record in November
- The Wolverines have a 7-4 mark in the 11th month of the year under coach Jim Harbaugh
- U-M has won 38 of its last 66 contests in November

2017 Michigan Wolverines

- The Wolverines returned six total starters from 2016 (players who made six or more starts)
- U-M had one returning starter on defense, linebacker Mike McCray who started all 13 games during the 2016 season
- Michigan returned four players on the offensive side of the ball, including both fullbacks that split starting duties: LG Ben Bredeson, C Mason Cole, FB Khalid Hill, FB Henry Poggi and QB Wilton Speight
- The Wolverines had one returning specialist from the 2016 season: holder Garrett Moores
- U-M has players from 29 different states and two different countries this season, including 45 players from the state of Michigan, 13 student-athletes from the neighboring state of Ohio and 11 each from Florida and New Jersey
- Michigan welcomed 11 early enrollees to campus in January, the most for the program at the mid-point of the academic calendar
- A total of 20 Wolverines made their career debut this season: Tarik Black, Camaron Cheeseman, Nico Collins, Devin Gil, Will Hart, Brad Hawkins, Jaylen Kelly-Powell, Ben Mason, Quinn Nordin, Kwity Paye, Donovan Peoples-Jones, Brad Robbins, Josh Ross, O'Maury Samuels, Aubrey Solomon, Stephen Spanellis, Benjamin St-Juste, Andrew Stueber, Ambry Thomas and J'Marick Woods
- With 20 players making their career debut this season, a total of 81 student-athletes have seen the field for the Wolverines

- 15 true freshmen have seen game action
- Heading into 2017, a total 19 players have started at least one game in their career: Ben Bredeson (LG), Ian Bunting (TE), Juwann Bushell-Beatty (LT), Mason Cole (LT/C), Chris Evans (RB), Drake Harris (WR), Khalid Hill (FB), Maurice Hurst (DT), Ty Isaac (RB), Patrick Kugler (LG), Mike McCray (LB), Josh Metellus (S), Bryan Mone (DT), Grant Newsome (LT), John O’Korn (QB), Henry Poggi (FB), Wilton Speight (QB), Maurice Ways (WR) and Chase Winovich (DE)
- Senior Mason Cole leads the team with 49 consecutive starts along the offensive line

Harbaugh in Elite Company

- Jim Harbaugh is one of four Big Ten coaches to win 10-plus games in each of his first two seasons directing a conference school
- Harbaugh joined Fielding Yost (1901-02) as the only head coaches to collected back-to-back 10-win seasons in their first two seasons at U-M
- In addition to Harbaugh and Yost, Ohio State’s Urban Meyer (2012-13) and Wisconsin’s Paul Chryst (2015-16) also accomplished the feat
- Harbaugh is the second fastest coach to 20 wins at Michigan, trailing only Yost; Harbaugh accomplished the feat in 24 games and Yost won the first 29 games of his U-M career before tying Minnesota (6-6) in 1903
- Harbaugh has compiled a 28-9 overall record in three seasons at Michigan
- He was a finalist for the Paul “Bear” Bryant Coach of the Year award in 2016, and was a semi-finalist for the George Munger Collegiate Coach of the Year honor
- Harbaugh is one of 21 coaches who is currently the head coach at his alma mater; Harbaugh, Paul Chryst (Wisconsin) and Pat Fitzgerald (Northwestern) are the only Big Ten coaches to be coaching at their alma mater

Michigan at Home Under Harbaugh

- The Wolverines have compiled a 17-3 home record in three seasons under Jim Harbaugh
- U-M had its 10-game home winning streak snapped against Michigan State (14-10) this year
- The only two previous setbacks of his career came in Big Ten games during the 2015 season, losing to Michigan State and Ohio State
- His teams are a perfect 8-0 in non-conference games, outscoring the opposition by a 318-86 margin in those games
- Michigan has an 9-3 mark in Big Ten games at the Big House under Harbaugh’s leadership

NFL Coaching Pedigree

- The Wolverines’ football staff boasts an impressive 158 years of playing, coaching and administrative experience at the NFL level
- Michigan has 65 years of NFL experience among the 10 coaches on staff
- The staff has logged 38 years of NFL coaching experience and 27 years of playing experience
- Seven of Michigan’s 10 assistants have coached in the NFL: Jim Harbaugh, Tim Drevno, Pep Hamilton, Jay Harbaugh, Greg Mattison, Brian Smith and Mike Zordich
- Two of the Wolverines coaches played in the

NFL, with both of those individuals logged more than 10 years in the league: Harbaugh (15 years) and Mike Zordich (12)

- This does not include the seven years of NFL experience logged by strength and conditioning coach Kevin Tolbert or the 16 years of experience by head athletic trainer Dave Granito

The Team under Coach Jim Harbaugh

- Michigan posted consecutive 10-win campaigns for the first time since 2002-03
- U-M has ranked in the top 15 nationally in top of possession: 9th in 2015 and 15th in 2016
- The Wolverines have committed 224 penalties in 37 games (6.05 per contest); flagged 87 times in 2015, 63 times in 2016 and 74 times this year
- Michigan has scored 150 touchdowns while allowing just 67 to its opponents
- The Wolverine defense has listed in the top five nationally both seasons
- A total of 24 Wolverines have earned All-Big Ten honors (1st, 2nd or 3rd team) in the past two years, including 16 players in 2016
- Three players earned first-team All-America honors: Jake Butt (2015-16), Jourdan Lewis (2015-16) and Jabrill Peppers (2016)
- Butt and Peppers each collected a pair of national awards during the 2016 season: Butt won the Mackey Award and Senior CLASS Award while Peppers collected the Lott IMPACT Trophy and the Paul Hornung Award

U-M in the Big Ten Conference

- Michigan became the first school in conference history to win 500 games, claiming the milestone win in a 27-20 overtime victory at Indiana
- U-M has compiled a 503-205-18 record all-time in conference play, tops in Big Ten history
- Michigan has a 18-7 mark in Big Ten action under third-year head coach Jim Harbaugh
- Harbaugh’s only setbacks in the conference came against Michigan State and Ohio State in 2015, Iowa and Ohio State last year and Michigan State, Penn State and Wisconsin this season; four of the seven losses came in top 10 match-ups and four of them came down to the final play
- U-M finished with a 7-2 mark in Big Ten play during the 2016 season; the team’s only conference setbacks came on the final play at Iowa (FG) and on the final play of the second overtime at Ohio State (TD)

2017 SENIORS

Prior to “The Game” with Ohio State, the University of Michigan will recognize the efforts of its fourth- and fifth-year senior football players. Following is a list of the student-athletes:

Fifth-Year Seniors

Player, Pos.	Hometown (High School)
Khalid Hill, FB	Detroit, Mich. (East English Village Prep Acad.)
Maurice Hurst, DT	Westwood, Mass. (Xaverian Brothers)
Ty Isaac, RB	Shorewood, Ill. (Joliet Catholic Academy)
Patrick Kugler, OL	Wexford, Pa. (North Allegheny)
Mike McCray, LB	Trotwood, Ohio (Trotwood-Madison)
Garrett Moores, HD/QB	Northville, Mich. (Detroit Catholic Central)
John O’Korn, QB	Fort Lauderdale, Fla. (St. Thomas Aquinas)
Henry Poggi, FB	Baltimore, Md. (Gilman School)
Jack Wangler, WR	Royal Oak, Mich. (De La Salle)
Michael Wroblewski, LB	Saint Clair Shores, Mich. (Detroit Jesuit)

Fourth-Year Seniors

Player, Pos.	Hometown (High School)
Joe Beneducci, FB	Far Hills, N.J. (West Morris Mendham)
Austin Brenner, DB	Saline, Mich. (Saline)
Ian Bunting, TE	Hinsdale, Ill. (Hinsdale Central)
Juwann Bushell-Beatty, OL	Paramus, N.J. (Paramus Catholic)
Brian Chu, LB	Kuala Lumpur, Malaysia
Mason Cole, OL	Tarpon Springs, Fla. (East Lake)
James Foug, K	Palo Alto, Calif. (Palo Alto)
Noah Furbush, LB	Kenton, Ohio (Kenton)
Drake Harris, WR	Grand Rapids, Mich. (Grand Rapids Christian)
Joe Hewlett, RB	Novi, Mich. (Northville)
Bradford Jones, TE	Bloomfield Hills, Mich. (Brother Rice)
Alex Kaminski, LB	Ada, Mich. (Lowell)
Lawrence Marshall, DL	Southfield, Mich. (Southfield)
Matt Mitchell, DB	Dexter, Mich. (Dexter)
Bryan Mone, DL	Salt Lake City, Utah (Highland)
Brady Pallante, DL	Naples, Fla. (Barron Collier)
Andrew Robinson, LS	Troy, Mich. (Troy Athens)
Wilton Speight, QB	Richmond, Va. (The Collegiate School)
Nick Volk, FB	Frankenmuth, Mich. (Frankenmuth)
Jared Wangler, FB	Royal Oak, Mich. (De La Salle)
Brandon Watson, DB	Wilmington, Del. (Eastern Christian Academy)
Maurice Ways, WR	Beverly Hills, Mich. (Detroit Country Day)
Chase Winovich, DL	Jefferson Hills, Pa. (Thomas Jefferson)

OFFENSE NOTES

Offensive Formation: Pro Style

Offensive Starters Returning/Lost: 4/7

Offensive Lettermen Returning/Lost: 33/14

RETURNING STARTERS (started at least 6 games)

Player	Pos.	Ht.	Wt.	Year
Ben Bredeson	LG	6-5	308	So.
Mason Cole	C	6-5	297	Sr.
Khalid Hill*	FB	6-2	272	5th Sr.
Henry Poggi*	FB	6-4	244	5th Sr.
Wilton Speight	QB	6-6	240	Sr.

* split time as team's starting fullback.

OFFENSE IN THE 2017 RANKINGS

Category	Statistic	NCAA	Big Ten
Scoring Offense	26.3 avg.	82	7
Total Offense	360.4 avg.	102	9
Rushing Offense	194.2 avg.	35	3
Passing Offense	166.2 avg.	111	11
Pass Efficiency	116.34 rating	111	11
Sacks Allowed	2.64 avg.	102	11
TFLs Allowed	6.55 avg.	99	11
First Downs	194 total	106	9
Completion Pct.	54.6 %	109	11
3rd-Down Conv.	32.7 %	112	13
4th-Down Conv.	66.7 %	15	4
Red Zone Offense	86.1 %	53	7
Turnovers Lost	15 total	53	3
Interceptions	7 total	38	2
Fumbles Lost	8 total	77	11

Individual

Category	Statistic	NCAA	Big Ten
C. Evans, Rushing Yards	54.0 avg.	147	15
C. Evans, Yards/Carry	5.17 avg.	76	7
C. Evans, Rushing TDs	6 total	112	10
C. Evans, Total TDs	7 total	150	17
K. Higdon, All-Purpose	89.55 avg.	121	12
K. Higdon, Rushing Yards	79.5 avg.	58	6
K. Higdon, Yards/Carry	6.43 avg.	16	3
K. Higdon, Rushing TDs	10 total	38	3
K. Higdon, Scoring	5.5 avg.	160	13
K. Higdon, Total Offense	79.5 avg.	163	17
K. Higdon, Points Scored	60 total	136	12
K. Higdon, Total TDs	10 total	52	3
T. Isaac, Rushing Yards	60.9 avg.	115	12
B. Peters, Passing TDs	4 total	151	15

U-M's Offense Under Drevno and Harbaugh

- U-M has posted consecutive 5,000 yard total offensive seasons for the first time since the 2010 and 2011 seasons: 5,147 yards in 2015 and 5,524 in 2016
- The Wolverines have posted 1,221 points in 37 games for an average of 33.0 points per contest; tallied the fifth-highest total in school history last year (524 points) and scored 408 points during the 2015 season
- Scored more points in 2016 than any team in the modern era of U-M football and trailed only the Point-a-Minute teams of the early 1900s
- The red zone offense has converted over 90% in three seasons, 145-160 (90.6%); scored 100 TDs in those 145 conversions (69% of scores are TDs)
- U-M has ranked in the top 15 nationally in red zone efficiency all three seasons: currently 53rd in the NCAA this season (86.1%) after finishing 13th in 2016 and seventh in 2015
- Averaged over 33 minutes of possession time in each of the three seasons
- Converted 41.2% percent of third down chances (216-524): 32.7% this season, 43% in 2016 and 46% in 2015
- The offense has worked to limit its turnovers on offense: 16 in 2015 (16th nationally), 11 in 2016 (12th nationally) and 14 in 2017
- The Wolverines lost 19 fumbles in 36 games: six in 2015, five in 2016 and eight in 2017
- U-M has scored 91 rushing touchdowns in three seasons: 23 in 2017, 41 in '16 and 27 in '15
- Quarterbacks have tossed 20 or more passing touchdowns in consecutive seasons
- Michigan's quarterbacks have ranked either first or second in completion percentage in the Big Ten: Jake Rudock led the league at 64.0 pct. in 2015 and Wilton Speight with second at 61.6 pct. in 2016
- Rudock and Speight were the third-most efficient passers in the league the past two seasons
- Michigan is a perfect 15-0 under Harbaugh when a player gains 100 yards rushing and is 23-1 when outrushing the opposition

A Look at the 2017 Offense

- Michigan, Maryland and Houston are the only schools in the country to have three different quarterbacks record a victory this season
- Three running backs have gained more than for 1,100 career yards: Karan Higdon (1,318), Chris Evans (1,208) and Ty Isaac (1,170)
- Michigan has three running backs with 500 rushing yards on the season: Higdon (874), Evans (594) and Isaac (548); this is the first time since 1991 - Ricky Powers, Jesse Johnson and Tyrone Wheatley - that three running backs have gained 500-plus yards in a season
- U-M has 18 players that have carried the football in a collegiate game
- Eight Wolverines have reached the end zone on the ground, combining to score 50 touchdowns: Karan Higdon (16), Khalid Hill (12), Ty Isaac (8), Chris Evans (10) and one each for Henry Poggi, Kareem Walker, Ben Mason and Wilton Speight
- Mason Cole, Ben Bredeson and Patrick Kugler are the only players on offense to start every

game this fall

- U-M's tight end corps has collected 46 receptions for 616 yards and scored four touchdowns
- Eight players have hauled in receiving scores during their careers: Khalid Hill (3), Grant Perry (3), Kekoa Crawford (2), Zach Gentry (2), Sean McKeon (2), Tarik Black (1), Chris Evans (1), and Tyrone Wheatley (1)
- A total of 19 Wolverines have caught passes during their career
- Wilton Speight, John O'Korn and Brandon Peters have taken snaps under center during the collegiate career, with each of the three players tossing touchdown passes: Speight (22 TDs), Peters (4) and O'Korn (3)
- Khalid Hill was the team's top returning scorer with 13 total trips to the end zone, all during the 2016 season (10 rushing and three receiving)

Grounding out the Yards

- Michigan has gained more than 2,000 rushing yards in a season for the third straight year under Harbaugh: 2,057 yards in 2015, 2,768 in 2016 and 2,136 in 2017
- The Wolverines have carried the ball 460 times for 2,136 yards and scored 23 rushing TDs
- The offense has attempted at least 37 rushing attempts in every game this season
- U-M has produced its best rushing efforts in two of the past four games, gaining a season-high 371 rushing yards vs. Minnesota after rushing for 334 yards vs. Rutgers
- The offense has rushed for over 270 yards in three of the past six Big Ten games
- Michigan has rushed for more than 190 yards six times this season
- The Wolverines have carried the pigskin across the goal line 23 times this season, scoring a season-high four TDs against Rutgers and Minnesota; scored at least one rushing touchdown in 10 of the 11 games

U-M Maintains Balanced Offense

- Michigan has continued to maintain its offensive balance this season, averaging 194.2 yards rushing and 166.2 yards passing
- The Wolverines have gained 3,964 yards on 729 plays this season for an average of 5.4 yards per attempt (360-yard average per contest)
- The offense has gained more than 400 yards of total offense in five games this fall, including two of the past three Big Ten contests: 433 yards vs. Florida (215 rushing, 218 passing), 414 yards vs. Cincinnati (193 rushing, 221 passing), 423 yards at Purdue (139 rushing, 284 passing), 471 vs. Rutgers (334 rushing, 137 passing) and 427 vs. Minnesota (371 rushing, 56 passing)
- Michigan has 23 rushing touchdowns and eight passing scores this season

Red Zone Efficiency

- The Wolverines rank as one of the nation's most efficient teams in the red zone, converting 86.1 percent of their opportunities
- U-M lists 53rd nationally and seventh in the Big Ten this fall, converting 31-of-36 chances (19 touchdowns and 12 field goals)
- The only missed opportunities came on field goal attempts against Florida, Rutgers and

Maryland and a goal-line fumble at Wisconsin; also ended the game with a kneel down against the Terrapins

- Since the start of Big Ten play, Michigan has converted 22-of-26 red zone trips (84.6%) with 18 touchdowns (15 rushing, 3 passing) and four field goals

Possessing the Pigskin

- Michigan is 22nd nationally and third in the Big Ten in time of possession with an average of 32:24 minutes per contest
- The Wolverines won the TOP in seven of the 11 contests this season; edged by Air Force, Minnesota, Maryland and Wisconsin
- U-M dominated the time of possession in four games: 38:59 at Purdue, 36:44 vs. Rutgers, 35:09 at Indiana and 34:13 against Florida

Brandon Peters

- Played in five career games, completing 37-of-64 passes (57.8 pct.) for 486 yards and four touchdowns this season
- Completed 9-of-18 passes for a career-best 157 yards at Wisconsin
- Led five touchdown drives at Maryland, tossing two TDs on 9-of-18 passing for 145 yards
- Made first career start vs. Minnesota, completing 8-of-13 passes for 56 yards and one TD
- Saw first substantial playing time vs. Rutgers, completing 10-of-14 passes for 124 yards and one touchdown; completed passes to nine different receivers
- Tossed his first career touchdown pass to Chris Evans for 20 yards in the second quarter vs. RU
- Led touchdown drives on his first four series vs. Rutgers; six straight possessions finished in the Scarlet Knights territory
- Made career debut at Purdue, completing a four-yard pass
- Did not see game action as a freshman in 2016

Wilton Speight

- Played in 23 career games and made 16 starts at quarterback
- Missed seven Big Ten games due to injury
- Started the first four games of the 2017 season, completing 44-of-81 passes for 581 yards and three touchdowns
- Tossed a pair of touchdowns vs. Cincinnati, completing 17-of-29 passes for 221 yards
- Started opener against Florida, completing 11-of-25 passes for 181 yards and one TD
- Selected as the team's 2016 Most Improved Player by the coaching staff
- 2016 All-Big Ten third team as selected by both the coaches and media; semifinalist for the Davey O'Brien National Quarterback Award
- Won the first nine starts of his career before suffering his first defeat at Iowa
- Completed 204-of-331 passes for 2,538 yards with 18 TDs and seven interceptions in 2016
- Lists 10th in Michigan's season records for attempts, completions and yards while listing tied for 13th in touchdowns
- Led 66 scoring drives in 144 possessions during the 2016 season; directed 50 touchdown drives and 16 field goal drives

- Engineered 13 touchdown drives of 80 yards or more in 2016, including drives of 98, 91 (three times), 84, 83, 81 and 80 (six times) yards
- Tossed a TD pass in 10 of 12 starts in 2016
- Threw for more than 300 yards twice in 2016 and for 250-plus yards five times
- In first bowl action, completed 21-of-38 passes for 163 yards and one TD vs. Florida State in the Orange Bowl; led six scoring drives (3 TDs, 3 FGs)
- Completed 23-of-36 passes for 219 yards and two touchdowns at Ohio State
- Career-best 362 yards on 19-of-24 passing vs. Maryland; threw TD passes of 34 and 33 yards
- Completed 16-25 passes for 244 yards at MSU
- Threw for 219 yards on 20-of-32 passing with one touchdown vs. Wisconsin; tossed game-winning TD to Amara Darboh in fourth quarter
- Completed 25-of-37 passes for 312 yards and four touchdowns against UCF, all career highs
- Made first career start against Hawaii, completing 10-of-13 passes for three touchdowns
- Played in seven games during the 2015 season after sitting out as a freshman in 2014
- Completed 9-of-25 passes for 73 yards and one touchdown in 2015; rushed twice for two yards
- Entered 2015 Minnesota game after injury to Jake Rudock and led game-winning TD drive
- Completed 3-of-6 passes for 29 yards against the Gophers, including the game-winning 12-yard pass to Jehu Chesson with 3:39 left; converted 2-point play on a pass to Amara Darboh

John O'Korn

- Appeared in 15 games at Michigan with five starts at quarterback
- Played quarterback in eight games and made four starts this season, completing 66-of-124 passes (53.2%) for 761 yards and one TD
- Played in reserve role at Wisconsin, completing 2-of-8 passes for 19 yards
- Completed 16-of-28 passes for 166 yards in start at Penn State
- Led five scoring drives at Indiana; completed 10-of-20 passes for 58 yards in start
- Started against Michigan State, completing 16-of-35 passes for 198 yards
- Entered the game for an injured Wilton Speight and led team to a 28-10 victory at Purdue; completed 18-26 passing for 270 yards and one touchdown
- Led two series against Florida, completing a 37-yard pass to Tarik Black
- Appeared in eight games and made one start during the 2016 season
- Completed 20-of-34 passes for 173 yards and two touchdowns in 2016
- In his first starting assignment at U-M, completed 7-of-16 passes for 59 yards vs. Indiana; carried the ball six times for 19 yards with a 30-yard run to convert a third-and-eight play
- Tossed a nine-yard TD pass to Kekoa Crawford vs. Maryland; 2-of-3 passing for 25 yards
- Sat out the 2015 season after transferring from the University of Houston
- Appeared in 20 games over two seasons at Houston, making 16 starts at quarterback
- Threw for 34 touchdowns and 4,068 yards as a Cougar, setting freshman program records

RECORD BOOK

CAREER PASSING RECORDS

Attempts

	Player	Att.	Years
1.	Chad Henne	1,387	2004-07
2.	John Navarre	1,366	2000-03
3.	Elvis Grbac	835	1989-92
4.	Devin Gardner	787	2010-14
5.	Denard Robinson	747	2009-12
6.	Todd Collins	711	1991-94
	Tom Brady	711	1996-99
8.	Steve Smith	648	1980-83
9.	Jim Harbaugh	620	1983-86
10.	Brian Griese	606	1994-97
11.	Rick Leach	537	1975-78
12.	Wilton Speight	437	2015-17
13.	Don Moorhead	425	1968-70
14.	Jake Rudock	389	2015
15.	Dennis Brown	388	1966-68

Completions

	Player	Comp.	Years
1.	Chad Henne	828	2004-07
2.	John Navarre	765	2000-03
3.	Elvis Grbac	522	1989-92
4.	Devin Gardner	475	2010-14
5.	Todd Collins	457	1991-94
6.	Tom Brady	443	1996-99
7.	Denard Robinson	427	2009-12
8.	Jim Harbaugh	387	1983-86
9.	Brian Griese	355	1994-97
10.	Steve Smith	324	1980-83
11.	Rick Leach	250	1975-78
12.	Jake Rudock	249	2015
13.	Wilton Speight	236	2015-17
14.	Tate Forcier	219	2009-10
15.	Drew Henson	214	1998-00

Yards

	Player	Yards	Years
1.	Chad Henne	9,715	2004-07
2.	John Navarre	9,254	2000-03
3.	Elvis Grbac	6,460	1989-92
4.	Devin Gardner	6,336	2010-14
5.	Denard Robinson	6,250	2009-12
6.	Todd Collins	5,858	1991-94
7.	Jim Harbaugh	5,449	1983-86
8.	Tom Brady	5,351	1996-99
9.	Steve Smith	4,860	1980-83
10.	Brian Griese	4,383	1994-97
11.	Rick Leach	4,284	1975-78
12.	Wilton Speight	3,192	2015-17
13.	Jake Rudock	3,017	2015
14.	John Wangler	2,994	1976-80
15.	Drew Henson	2,946	1998-00

RECORD BOOK

ALL-TIME CAREER STARTS

Offensive Line

	Player	Starts	Years
1.	Jon Jansen	50	1995-98
2.	Jeff Backus	49	1997-2000
	Mason Cole	49	2014-17
4.	Greg Skrepenak	48	1988-91
	Taylor Lewan	48	2010-13
6.	John Vitale	46	1985-88
7.	John Elliott	45	1984-87
	Steve Hutchinson	45	1997-2000
9.	Patrick Omameh	42	2009-12
10.	Mike Husar	41	1985-88
	David Molk	41	2008-11

All-Time Career Starts

	Player	Starts	Years
1.	Craig Roh	51	2009-12
2.	Jon Jansen	50	1995-98
3.	Mark Messner	49	1985-88
	Jeff Backus	49	1997-2000
	Mason Cole	49	2014-17
5.	Vince Bean	48	1981-84
	Greg Skrepenak	48	1988-91
	Taylor Lewan	48	2010-13
9.	Rick Leach	47	1975-78
10.	John Vitale	46	1985-88
	Jarrett Irons	46	1993-96

for touchdowns (28; No. 1 among all freshmen nationally) and completions (259) in 2013
 • 2013 AAC Rookie of the Year

Sean McKeon

- Played in 15 career games at tight end and made nine starts
- Played in all 11 games this season and made nine starts at tight end
- Team's leading receiver with 27 catches totaling 279 yards and two TDs this season; has a catch in 10 of the 11 games
- Collected 22 receptions for 251 yards and two TDs during Big Ten play
- Caught two passes for 23 yards at Wisconsin
- Made a three-yard TD reception at Maryland
- Caught three passes for 30 yards vs. Minnesota, including his first career TD (20-yard reception)
- Had three-catch games against Rutgers (31 yards) and Penn State (11 yards)
- Grabbed four receptions for 59 yards vs. MSU
- Caught a career-high five passes for 82 yards at Purdue, including a 30-yard career long
- Made two receptions for 13 yards vs. Cincinnati
- Caught a career-best three passes for 25 yards against Florida
- Appeared in four games at tight end in 2016
- Made career debut vs. Hawaii, catching two passes for 10 yards

Ian Bunting

- Has played in 34 career games and made seven starts at tight end
- Caught 11 passes for 124 yards in his career
- Played in all 11 games at tight end this year
- Made first catch of the year, a six-yard grab from O'Korn, against Michigan State
- Started seven of the 11 games that he played in during the 2016 season; all in two tight end formations with Jake Butt
- Grabbed five receptions for 46 yards in 2016
- Caught a career-best three passes totaling 40 yards against Florida State in the Orange Bowl; matched his career long with a 21-yard catch on a fourth-down play
- Caught two passes for 33 yards against Oregon State in 2015; hauled in a 21-yard career long against the Beavers

Zach Gentry

- Appeared in 18 games during his career with nine starts at tight end
- Played in all 11 games this season with nine starting assignments
- Caught 13 passes for 244 yards and two touchdowns this season
- Had a 35-yard reception at Wisconsin
- Set a career high with 63 receiving yards on three catches at Maryland; made a 33-yard career long touchdown grab from Brandon Peters
- Made two receptions for 15 yards at Indiana
- Scored first career touchdown on a 12-yard pass from John O'Korn at Purdue; caught three passes for 48 yards
- Had a 30-yard reception in start vs. Air Force
- Made first career start at tight end against Cincinnati, catching two passes for 41 yards; had a 36-yard career long reception

- Played tight end and special team vs. Florida
- Earned varsity letter after playing in seven games during the 2016 season

Tyrone Wheatley

- Appeared in 22 career games and made two starts at tight end
- Played tight end in nine games this season
- Made a 15-yard season long catch vs. Rutgers
- Caught a four-yard pass at Indiana
- Had a seven-yard reception against Cincinnati
- Made first career start against Florida
- Played in all 13 games at tight end during the 2016 season; also played on field goal protection and kickoff return units
- Caught three passes for 35 yards and one touchdown in 2015
- Made an eight-yard catch vs. Florida State in the Orange Bowl
- His first career reception came against Illinois, a 21-yard catch-and-run for a touchdown; finished game with two catches for 27 yards

Kekoa Crawford

- Started four games at receiver and played in nine contests this season
- Fifth on the team with 10 receptions for 125 yards and one touchdown this season
- Made a 23-yard reception on third down that setup team's second touchdown at Penn State
- Caught two passes for 13 yards at Purdue
- Gained a career-best 159 yards vs. Cincinnati; caught four passes for 83 yards and one TD and returned four kickoffs for 76 yards
- Started at wide receiver and kick returner vs. Florida, making a three-yard reception
- Played in all 13 games as a freshman in 2016
- Caught four passes for 47 yards and one touchdown and rushed three times for 15 yards
- Reached the end zone for the first time in the Maize and Blue vs. Maryland, hauling in a nine-yard reception from John O'Korn
- Made career debut vs. Hawaii, collecting an 18-yard reception

Maurice Ways

- Saw game action at receiver in 26 career games with two starting assignments
- Has seven receptions for 67 yards in his career
- Made a three-yard reception vs. Michigan State
- Played receiver against Florida, Cincinnati, Purdue, MSU, Indiana, Rutgers, Minnesota, Maryland and Wisconsin this season
- Saw action at receiver vs. Hawaii, UCF, Colorado, Rutgers, Illinois and Maryland in 2016
- Had a 22-yard career long catch against Hawaii
- Played in 11 of the 13 games at receiver during the 2015 season; started two contests
- Made a nine-yard catch at Penn State in 2015
- Made his first career reception, a 21-yard catch, against UNLV during the 2015 season

Grant Perry

- Played in 33 games, collecting 51 receptions for 609 yards and three touchdowns
- Team's second-leading receiver with 24 receptions for 298 yards and one touchdown this season; has at least one reception in eight of his

10 games played

- Made two receptions for 13 yards at Wisconsin
- Posted a team-best 46 receiving yards on three receptions at Penn State
- Matched career high with five catches totaling 61 yards vs. Michigan State
- Made three catches for 39 yards at Purdue
- Hauled in four receptions for 66 yards and one touchdown vs. Cincinnati
- Caught a team-high four passes for 46 yards against Florida
- Played in 10 games at receiver and on special teams during the 2016 season; made 13 receptions for 183 yards and one touchdown in 2016
- Grabbed four receptions totaling 49 yards at Ohio State
- Returned blocked punt six yards for a touchdown vs. Colorado; also added a 54-yard career long reception against the Buffaloes
- Opened the team's scoring in 2016 with a 12-yard touchdown reception against Hawaii
- Played wide receiver in all 13 games during the 2015 season, making 14 receptions for 128 yards and one touchdown
- Caught a career-best five passes for 51 yards and one TD vs. Florida in the 2015 Citrus Bowl

Eddie McDoom

- Saw action at receiver and on special teams in all 11 games this season
- Has nine catches for 53 yards and eight carries for 42 yards this season
- Set career high with three receptions for 29 yards at Penn State; added an eight-yard run
- Gained 12 yards on a jet sweep at Indiana
- Had a four-yard reception vs. Michigan State
- Caught a pair of passes for 14 yards and gained six rushing yards vs. Air Force
- Played slot receiver in all 13 games during the 2016 season, his true freshman year
- Carried the ball 16 times for 172 yards and caught five passes for 59 yards in 2016
- Had a six-yard jet sweep vs. Florida State in the Orange Bowl
- Ran for 12 yards and caught a six-yard pass against Maryland
- Led team with 53 rushing yards on two carries at MSU; had runs of 33 and 20 yards
- Rushed twice for 23 yards and caught a 33-yard career long reception against Illinois
- Made collegiate debut vs. Hawaii, catching two passes for 15 yards

Donovan Peoples-Jones

- Played in all 11 games at wide receiver and punt returner; started five contests at receiver
- Has 16 receptions for 219 yards this season
- Averaging 7.7 yards per punt return; has 33 punt returns for 253 yards and one TD
- Lists 30th in the NCAA and third in the Big Ten in punt return average
- Hauled in team-best four passes for 64 yards at Wisconsin; grabbed a 48-yard career long catch
- Made two catches for 18 yards and returned five punts for 38 yards vs. Minnesota
- Caught three passes for 43 yards at Penn State
- Led team with four catches for 34 yards and had five punt returns at Indiana; had a 17-yard

catch on third down that helped set up team's second quarter touchdown

- Had an eight-yard reception in start at Purdue
- Caught first career passes vs. Air Force, collecting two catches for 52 yards (37, 15)
- Scored on a 79-yard punt return vs. Air Force and finished with 104 yards on two returns
- Had a 44-yard reverse and returned three punts for 19 yards against Cincinnati
- Made career debut vs. Florida, playing wide receiver and starting punt returner; returned five punts for 40 yards with an 18-yard long

Karan Higdon

- Played in 26 career games, rushing 219 times for 1,318 yards and scored 16 touchdowns
- Team's leading rusher with 136 carries for 874 yards and 10 touchdowns this season
- Third in the Big Ten and 38th nationally with 10 rushing touchdowns in 2017
- Big Ten's second-leading rushing in conference play with 769 yards on 113 carries (69.9 avg.)
- Second in the Big Ten with eight rushing touchdowns in conference play
- Has gained 150 yards or more in three games, including a pair of 200-yard rushing efforts
- Gained 98 yards in the first half at Maryland, rushing for 50 yards on 10 carries and catching two passes for 48 yards
- Shared the Big Ten Offensive Player of the Week award with teammate Chris Evans after matching his career high with 200 rushing yards on 16 carries vs. Minnesota; scored on a 77-yard career long run and added a five-yard TD run
- Gained 158 yards on 18 carries and scored two touchdowns against Rutgers
- Led team with 45 rushing yards and one touchdown at Penn State
- Set career highs with 25 rushing attempts for 200 yards and three touchdowns at Indiana; scored game-winning score on a 25-yard run on the first play of overtime
- Became the first U-M tailback with 200 rushing yards in a game since Mike Hart in 2007
- Led team with 65 yards on 12 carries vs. MSU; added two catches for 33 yards
- Carried the ball 12 times for 64 yards vs. Air Force, including a 36-yard TD run
- Scored the team's lone rushing touchdown against Florida; gained 28 yards on seven carries
- Third on the team with six rushing TDs in 2016; carried the ball 72 times for 425 yards
- Posted consecutive 100-yard rushing efforts: 106 yards vs. Illinois and 108 yards at Rutgers
- Rushed eight times for 106 yards and scored one touchdown vs. Illinois
- Carried the ball 13 times for 108 yards and two TDs at Rutgers
- Rushed nine times for 81 yards and scored two touchdowns against Penn State
- Scored his first career touchdown on a five-yard run vs. Hawaii
- Played in three games during the 2015 season, rushing 11 times for 19 yards

2017 MICHIGAN RECORD WHEN...

Overall:	8-3
At Home:.....	4-1
On the Road:	3-2
Neutral:.....	1-0

By Month:

September:	4-0
October:	2-2
November:	2-1
December:.....	0-0
January:.....	0-0

When Scoring First:.....	7-1
When Opponent Scored First:.....	1-2
When Scoring 20 or More Points:.....	8-0
When Scoring 30 or More Points:.....	5-0
When Scoring Less Than 20 Points:.....	0-3
When Leading at the Half:.....	6-0
When Trailing at the Half:.....	2-2
When Tied at the Half:.....	0-1
When Leading after 3 Quarters:.....	8-0
When Trailing after 3 Quarters:.....	0-3
When Tied after 3 Quarters:.....	0-0
When Outrushing the Opponent:.....	7-0
With 35 or More Rushing Attempts:.....	8-3
With 30 or Less Passing Attempts:.....	7-2
When Leading in Time of Possession:.....	5-2
When Trailing in Time of Possession:.....	3-1

On Turf:	7-2
On Grass:.....	1-1

When Leading in Takeaway/Turnover Ratio:.....	4-0
When Even in Takeaway/Turnover Ratio:.....	2-2
When Trailing in Takeaway/Turnover Ratio:.....	2-1
With an Individual 100-Yard Rusher:.....	5-0
With an Individual 200-Yard Passer:.....	2-0
250-Yard Passer:	1-0
With an Individual 100-Yard Receiver:.....	0-0
With an Individual Opponent 100-Yard Rusher:.....	0-2
With an Individual Opponent 200-Yard Passer:.....	0-1
250-Yard Passer:	0-1
With an Individual Opponent 100-Yard Receiver:.....	0-1

FOOTBALL IN THE CLASSROOM

- Michigan has five players enrolled in graduate programs: Greg Froelich (Public Policy), Maurice Hurst (Social Work), Mike McCray (Social Work), Garrett Moores (Management) and Jack Wangler (Accounting)
- The team has 55 players with better than a 3.0 cumulative grade point average
- U-M is one of just five (5) schools from the Football Bowl Subdivision to earn a multiyear score of 993 or greater in the Academic Progress Rate (APR)
- Michigan is the nation's only FBS school to record an APR of at least a 990 in football and a 995 in men's basketball
- Football earned a multi-year APR of 993 in 2015-16, the third highest among all FBS programs
- The football program is one of 11 teams at Michigan that earned the APR Recognition Award; most among all Big Ten schools
- The Wolverines have 16 returning players that earned Academic All-Big Ten honors: Joe Beneducci, Noah Furbush, Jordan Glasgow, Joe Hewlett, Maurice Hurst, Alex Malzone, Bryan Mone, Garrett Moores, Grant Newsome, John O'Korn, Ryan Tice, Nolan Ulizio, Jack Wangler, Maurice Ways, Chase Winovich, Michael Wroblewski
- Stephen Spanellis (2016) and Dylan McCaffrey (2017) earned the National Football Foundation and College Football Hall of Fame National High School Scholar-Athlete award

Study Abroad Participants

Art and Music in Vienna, Austria

Ian Bunting

Food, Energy & Water Systems in Guacimo, Costa Rica

Noah Furbush

Reading and Writing Fairytales in Reykjavic, Iceland

Will Hart, Henry Poggi and Jared Wangler

European Union Summer Program in Brussels, Belgium

Joe Hewlett, Alex Kaminski, Alex Malzone, Garrett Moores, Stephen Spanellis

Sports and Society in Barcelona, Spain

Ben Bredeson, Juwann Bushell-Beatty, Joseph Files, Lawrence Marshall, Greg Robinson, Jon Runyan, Nick Volk, Chase Winovich

Chris Evans

- Carried the ball 203 times for 1,208 yards and scored 10 rushing touchdowns in his career
- Played in 24 career games and started three contests; twice at tailback and once at receiver
- Rushed 115 times for 594 yards and scored six touchdowns this season; played in all 11 games and started two contests at tailback
- Started at Wisconsin, gaining 25 rushing yards and 19 receiving yards
- Led team with 80 rushing yards on 15 carries at Maryland, including TD runs of 1 and 17 yards; added two receptions for 29 yards
- Shared the Big Ten Offensive Player of the Week award with teammate Karan Higdon after setting his career high with 191 rushing yards on 13 carries vs. Minnesota (14.7 avg.); scored on runs of 60 and 67 yards
- Caught a 20-yard touchdown pass from Brandon Peters vs. Rutgers, the first receiving score of his career
- Scored on runs of 10 and 49 yards at Purdue; rushed 14 times for 97 yards and made two catches for 24 yards
- Gained 30 yards on six carries vs. Air Force
- Carried the ball a career-high 22 times for 78 yards against Florida
- Played in all 13 games as a true freshman in 2016; team's second-leading rusher with 88 carries for 614 yards and four touchdowns
- Carried the ball eight times for a team-best 49 yards vs. Florida State in the Orange Bowl; scored the then go ahead touchdown on a 30-yard run with 1:57 left in the fourth quarter
- Rushed four times for 32 yards and added a 56-yard screen pass against Maryland
- Led Wolverines with 153 rushing yards on 11 carries at Rutgers; also had a 57-yard scamper
- Gained 56 yards on eight carries and scored one TD vs. Penn State; added a 14-yard catch
- Made collegiate debut vs. Hawaii, rushing eight times for 112 yards and scored two touchdowns
- Had scoring runs of 18 and 43 yards against the Rainbow Warriors
- Third true freshman in school history to gain 100 rushing yards in his debut, joining Walter Cross (104 yards, Sept. 12, 1998) and Chris Perry (103 yards, Sept. 2, 2000); Evans and Perry both achieved the feat in the season opener

Ty Isaac

- Played in 29 career games, rushing 192 times for 1,170 yards and eight touchdowns
- Started two games at tailback and saw action in nine games this season
- Team's third-leading rusher with 548 rushing yards on 88 attempts this season; gained over 100 rushing yards in three games
- Missed the Minnesota and Maryland games due to injury sustained against Rutgers
- Carried 14 times for 109 yards vs. Rutgers
- Rushed six times for 36 yards and one TD at Penn State; scored on a six-yard run
- Gained 38 yards on seven carries at Indiana
- Scored on a two-yard run at Purdue
- Carried 16 times for 89 yards and caught two passes for six yards vs. Air Force
- Set career highs in carries (20) and rushing

- yards (133) against Cincinnati
- Matched a then career high with 114 yards on 11 carries against Florida
- Played tailback in 13 games during 2016 season; carried the ball 74 times for 417 yards and scored five touchdowns
- Had a seven-yard rushing touchdown at Iowa
- Carried the ball twice for 56 yards vs. Maryland
- Rushed a season-high 12 times for 99 yards and scored two TDs at Rutgers
- Carried eight times for 48 yards vs. Wisconsin
- Gained 74 yards on 11 attempts vs. Penn State, including a three-yard TD run
- Scored his first rushing TD of the season and added a 21-yard reception against Colorado
- Carried the ball 9 times for 52 yards vs. Hawaii
- Played in seven games at tailback in 2015; team's third-leading rusher with 205 yards on 30 carries (6.8 avg.)
- His 76-yard TD run vs. UNLV in 2015 was the longest by a Wolverine since 2012 and the longest by a U-M running back since 2009
- Sat out in 2014 after transferring from USC

Henry Poggi

- Has appeared in 43 career games, making 12 starts at fullback and four starts at tight end
- Major contributor on special teams units throughout his career
- Starting fullback against Florida, Air Force, Indiana, Rutgers and Minnesota while playing fullback in every other game
- Scored first career touchdown on a two-yard run at Maryland
- Had a 10-yard catch vs. Rutgers
- Made an 11-yard reception at Purdue
- Started seven games at fullback in 2016 and played in all 13 contests at the position
- Caught six passes for 45 yards in 2016
- Made a 12-yard reception at Iowa
- Had a 15-yard career long catch vs. Penn State
- Played in all 13 games during the 2015 season, starting four contests as a tight end/h-back
- Appeared in six games during the 2014 season

Khalid Hill

- Three-year letterman who has appeared in 43 career games with six starts at tight end and four starting assignments at fullback
- Caught 29 passes for 278 yards and scored three touchdowns during his career
- Played fullback in all 11 games this season; carried the ball 12 times for 23 yards and scored two TDs
- Made a 22-yard reception and carried twice for seven yards at Wisconsin
- Had a one-yard touchdown run vs. Rutgers
- Scored team's only touchdown on a one-yard run vs. MSU; added an 18-yard catch on the scoring drive
- Carried the ball twice for five yards against Florida, including a third-down conversion run
- Played in all 13 games during the 2016 season and made two starts at fullback
- Led the offense with 13 touchdowns scored in 2016 (10 rushing, three receiving)
- Tied with De'Veon Smith for the team lead in rushing TDs with 10 in 2016; ranked fifth in the

Big Ten and 64th nationally in rushing scores

- Had 25 carries for 39 yards and 10 TDs in 2016
- Fourth on team with 16 receptions for 118 yards and three TDs during the 2016 season
- Caught two passes for 13 yards vs. Florida State in the Orange Bowl, including an eight-yard touchdown reception
- Scored two touchdowns at Ohio State; had a one-yard TD run and eight-yard catch for a score
- Had rushing TDs against Hawaii, UCF (2), Penn State, Wisconsin, Rutgers (2), Illinois, Maryland and Ohio State
- Moved from tight end to fullback in spring '16

Mason Cole

- Voted team captain representing the offense
- Three-year letterman and starter along the offensive line; most experienced player on team
- Started 49 consecutive games along the offensive line; every game during his career
- Started at left tackle in all 11 games during the 2017 season
- 2016 All-Big Ten second team by both the coaches and media
- Selected to the watch list for the Outland Trophy and Rimington Trophy awards in 2016
- Started all 13 games at center in 2016
- Made first career start at center vs. Hawaii
- Started 25 consecutive games at left tackle during his first two seasons (12 games in 2014 and 13 contests in 2015)
- 2015 All-Big Ten honorable mention
- Named to the Freshman All-America Team in 2014 by Sporting News, ESPN.com and 247Sports.com
- Became the first true freshman in school history to start a season opener along the offensive line; started the opener against Appalachian State at left tackle
- Joined former U-M All-American Bubba Paris as the only Wolverines to start a game at tackle as a true freshman

Ben Bredeson

- Has started 19 career games at left guard
- Started at left guard in all 11 games during the 2017 season
- 2016 All-Big Ten honorable mention by both the coaches and media
- Played along the offensive line in 12 games and saw action in all 13 contests during the 2016 season
- Made starting assignments at left guard vs. Rutgers, Illinois, MSU, Maryland, Iowa, Indiana, Ohio State and Florida State in 2016
- Became the first true freshman to start along the offensive line since Mason Cole accomplished the distinction during the 2014 season
- Made collegiate debut at left guard vs. Hawaii
- Brother, Jack, is a pitcher on the Michigan baseball team

Patrick Kugler

- Has appeared in 21 career games with 12 starting assignments
- Started at center in all 11 games this season
- Made first career start at center against Florida
- Started at left guard against Hawaii and played

in five total games during the 2016 season

- Saw action at center against Penn State, Rutgers, Illinois and Maryland in 2016

Michael Onwenu

- Has played in 18 career games with appearances along the offensive line in 15 contests
- Starting right guard in eight games this year
- Played right guard at Wisconsin
- Missed the Minnesota and Maryland games due to injury sustained against Rutgers
- Made first career start against Florida, getting the nod at right guard
- Saw action in nine games during 2016 season
- Made collegiate debut vs. Hawaii, playing both offensive and defensive line
- Played both ways against Hawaii and Rutgers
- Played along the offensive line against UCF, Illinois and Maryland
- Saw action on field goal protection unit vs. Colorado, Wisconsin and Rutgers

Juwann Bushell-Beatty

- Two-year letterman; appeared in 24 career games and made seven starting assignments
- Contributed on field goal/PAT protection unit the past two seasons
- Played in all 11 games this season and started six contests at right tackle
- Starting right tackle in road games at Indiana, Penn State, Maryland and Wisconsin and in home tilts vs. Rutgers and Minnesota
- Saw action at right tackle vs. Michigan State
- Played in nine contests and made one start during the 2016 season
- Made first career start at right tackle in the 2016 Rutgers game
- Appeared in four contests along the offensive line during the 2015 season

Cesar Ruiz

- Started three games at right guard and played in all 11 contests
- Participated on field goal protection unit and took snaps as sixth offensive lineman during the fall
- Started the past three games at right guard: Minnesota, Maryland and Wisconsin
- Made first career start against the Gophers, earning the starting nod at right guard
- Early enrollee in Winter 2017
- Rated as the nation's No. 1 center prospect by ESPN, 247sports and Rivals.com

Nolan Ulizio

- Played in 12 career games with five starting assignments at right tackle
- Saw action at right tackle against Penn State and at left tackle vs. Rutgers and Minnesota
- Made first career road start at Purdue
- Started at right tackle in home games against Cincinnati and Air Force
- Made first career start at right tackle vs. Florida
- Played snaps along the offensive line against Hawaii, Penn State, Maryland and Rutgers during the 2016 season
- 2016 Academic All-Big Ten Conference

PRONUNCIATIONS

Matt Baldeck	BALL-dek
Joe Beneducci	ben-eh-DOO-chee
Ben Bredeson	BREAD-eh-sun
Juwann Bushell-Beatty	BUSH-el-BAY-tee
Camaron Cheeseman	CHEEZ-min
Kekoa Crawford	Ka-KOH-ah
Dane Drobocny	druh-BOCK-ee
Michael Dwumfour	DWUM-fore
Nick Eubanks	YOO-banks
Chuck Filiaga	fill-ee-ONG-YA
James Foug	PHAUX-g
Jordan Glasgow	GLASS-go
Karan Higdon	ka-RON
Khalid Hill	kuh-LID
Joel Honigford	HUN-ig-furd
Khaleke Hudson	kuh-LEAK
Deron Irving-Bey	da-RON
Dan Jokisch	YOKE-ish
Jaylen Kelly-Powell	kelly-POW-el
Tyree Kinnel	ty-REE KIN-el
Patrick Kugler	KOO-gler
Elysee Mbem-Bosse	uh-LEASE Ehm-BAH-say
Sean McKeon	Muh-KYOON
Josh Metellus	Meh-TELL-us
Bryan Mone	mo-NAY
Quinn Nordin	Nor-DEEN
Jameson Offerdahl	OFF-er-doll
Michael Onwenu	Oh-WAY-new
Phillip Paea	PIE-uh
Kwity Paye	QUIT-tee PAY
Henry Poggi	PO-jee
Cheyenn Robertson	shy-ANN
Cesar Ruiz	roo-EEZ
Nate Schoenle	SHANE-lee
Carter Selzer	sell-ZIR
Kyle Seychel	SAY-chull
Stephen Spanellis	Spuh-NELL-is
Jess Speight	Spayt
Wilton Speight	Spayt
Ben St-Juste	saint-JUST
Andrew Stueber	STOO-bur
Josh Uche	OOH-chay
Nolan Ulizio	you-LIZ-ee-oh
Andrew Vastardis	va-STAR-diss
Luiji Vilain	vill-ANE
Chase Winovich	WIN-o-ich
J'Marick Woods	ja-MAR-ik
Michael Wroblewski	RO-bless-key

DEFENSE NOTES

Defensive Formation: 4-3

Defensive Starters Returning/Lost: 1/10

Defensive Lettermen Returning/Lost: 19/15

RETURNING STARTERS (started at least 6 games)

Player	Pos.	Ht.	Wt.	Year
Mike McCray	LB	6-4	242	5th Sr.

DEFENSE IN THE 2017 RANKINGS

Category	Statistic	NCAA	Big Ten
Scoring Defense	17.1 avg.	11	3
Total Defense	261.2 avg.	3	2
Rushing Defense	116.8 avg.	15	5
Pass Defense	144.4 avg.	1	1
Pass Efficiency	97.43 rating	4	2
Sacks By	3.27 avg.	8	2
TFLs	8.4 avg.	7	1
First Downs	149 total	3	1
3rd-Down Allowed	24.7 %	1	1
4th-Down Allowed	45.5 %	42	3
Red Zone Defense	80.8 %	45	4
Turnovers Gained	14 total	85	12
Interceptions	9 total	63	8
Fumbles Recovered	5 total	88	11
Defensive TDs	3 total	14	3

Individual

Category	Statistic	NCAA	Big Ten
D. Bush, Tackles	7.8 avg.	87	8
N. Furbush, FR	2 total	18	2
L. Hill, Int.	0.2 avg.	127	14
K. Hudson, Sacks	0.68 avg.	23	1
K. Hudson, TFLs	1.5 avg.	12	1
K. Hudson, Tackles	6.2 avg.	250	28
T. Kinnel, Tackles	5.7 avg.	307	35
M. McCray, Tackles	5.6 avg.	325	37
C. Winovich, Sacks	0.59 avg.	43	5
C. Winovich, TFLs	1.4 avg.	17	2
C. Winovich, Tackles	5.3 avg.	393	46

Michigan's Defense under Harbaugh

- Don Brown has led the nation's No. 1 ranked defense the past two-plus seasons: 2016 at Michigan and 2015 at Boston College
- The pass defense has been the nation's best the past two seasons: No. 3 in 2015 and No. 1 in 2016
- U-M led the nation in pass efficiency defense in 2015 and finished second in 2016
- Michigan has finished in the top four in total defense in consecutive seasons: No. 4 in 2015 and No. 1 in 2016
- The Wolverines have held 16 of their 36 opponents to 10 points or less in three seasons, including four shutouts; only 12 teams have managed to score more than 20 points vs. U-M
- U-M has scored seven defensive touchdowns: 1 in 2015, 3 in 2016 and 3 in 2017
- The defense has held the opposition to less than 100 rushing yards in 21 of the 37 games
- The Wolverines have posted 305 tackles for loss in 37 games (8.24 avg. per game); 96 in 2017, 121 in 2016 and 88 in 2015
- Quarterbacks have been sacked 114 times (3.1 avg.); 36 in 2017, 46 in 2016 and 32 in 2015

U-M's Defense One of the Nation's Best

- U-M lists in the top 15 nationally of 10 defensive categories; including seven where the team lists in the top eight
- The defense leads the Big Ten in four categories and is second in three additional categories
- The Wolverines lead the nation in third down defense (24.7 pct.) and pass defense (144.4 avg.)
- The defense ranks third in the NCAA in total defense (261.2 avg.) and first downs allowed (149 total)
- U-M is fourth nationally in pass efficiency defense (97.43 rating)
- Michigan lists in the top 10 of the NCAA rankings in tackles for loss (seventh, 8.4 avg.) and sacks (eighth, 3.3 avg.)
- The defense has held five opponents to less than 200 yards of total offense: 192 vs. Florida, 200 vs. Cincinnati, 189 at Purdue, 195 vs. Rutgers and 164 vs. Minnesota
- Eight Wolverine defenders have 40 or more stops this season; three of those players are defensive linemen
- Michigan has four players with double-digit TFLs and six total players with eight (8) or more tackles for loss this season: Khaleke Hudson, Chase Winovich, Maurice Hurst, Mike McCray, Devin Bush and Rashan Gary
- Five Wolverines have collected five or more sacks this fall, led by defensive end Chase Winovich and viper/linebacker Khaleke Hudson with seven each
- Michigan posted a season high 13 tackles for loss against Minnesota
- A total of 18 players have recorded stops in the opposition's backfield with 11 of those Wolverines collecting sacks
- The only returning starter on U-M's defense was fifth-year senior linebacker Mike McCray
- The team has five players that logged starting assignments during their careers prior to the 2017 season: McCray, Maurice Hurst, Josh

- Metellus, Bryan Mone and Chase Winovich
- Six players on the defense have recorded interceptions, with McCray, Tyree Kinnel, Lavert Hill, Hudson and David Long each collecting two apiece; McCray, Kinnel and Hill have returned interceptions for touchdowns
- Twenty-one (21) Wolverines have recorded tackles in the opposition's backfield, led by Maurice Hurst (33.5), Chase Winovich (26.5), Mike McCray (23.5), Khaleke Hudson (15.5) and Rashan Gary (13.5); the 21 players have combined to post 133 TFLs
- Twelve (12) U-M players have registered quarterback sacks in their career, led by Winovich (13), Hurst (13), McCray (7.5), Devin Bush (5), Hudson (6) and Gary (4)
- McCray (9), Hill (9), Bush (8), Hudson (8), Kinnel (8), Watson (5), Long (4), Metellus (3), Hurst (2), Noah Furbush (1), Jordan Glasgow (1) and Mone (1) have tallied pass breakups in their careers
- Gary, Hurst, Winovich, Bush, Hill, Metellus, Kinnel and Long have started every game this season for the defense with Hudson and McCray earning the nod in all but one game

Michigan Stopping the Run

- The Wolverines are 15th nationally and fifth in the Big Ten in rushing defense, yielding 116.8 yards per contest
- U-M has allowed just 1,285 yards on 377 carries (3.4 avg.) with 12 rushing touchdowns
- The Wolverines have held six opponents to less than 100 rushing yards this season
- The defense held Florida to just 11 rushing yards and allowed only 20 yards to Purdue

Wolverines' Lead the NCAA in Pass Defense

- For the second straight season, U-M is leading the NCAA in pass defense, allowing just 144.4 yards through the air this season
- Michigan has held three opponents to less than 100 passing yards and yielded just 101 yards threw the air to Rutgers
- The defense has allowed only eight passing touchdowns all season with no team earning more than one through the air against U-M
- The Wolverines have batted down 50 passes by the opposition, including eight interceptions
- Lavert Hill leads the team with nine pass breakups; 11 different players have collected at least one PBU

Michigan Third Nationally in Total Defense

- Michigan is third in the NCAA in total defense, allowing the opposition to gain just 261.2 yards per contest
- U-M has held five of opponents to less than 200 yards of total offense: Florida (192), Cincinnati (200), Purdue (189), Rutgers (195) and Minnesota (164)
- Penn State (506 yards), Maryland (340) and Wisconsin (325) are the only teams to gain more than 280 yards of total offense against Michigan's defense this fall
- Overall, U-M has yielded just 2,873 yards on 658 plays by the opposition (4.37 avg.) with 20 touchdowns
- The defense has forced the opposition into a

NCAA-leading 83 punts this fall

- Six of the 10 opponents had their lowest yardage totals of the season against Michigan
- U-M is third in the Big Ten in conference play, allowing just 281.1 yards per contest

Defense Not Yielding Points

- The Wolverines are third in the Big Ten and 11th nationally in scoring defense, yielding 17.1 points per contest
- U-M has held seven of its 10 opponents to 14 points or fewer this fall
- The opposition has scored just 20 touchdowns this fall, with U-M allowing 12 rushing touchdowns and eight passing scores
- The defense has contributed to the team's scoring output with 21 points on three defensive TDs (two interceptions and one fumble recovery); ranks 14th nationally in defensive TDs
- U-M's defense has allowed just 167 points by the opposition: 20 TDs and 9 FGs
- Six teams scored multiple touchdowns against the defense; Penn State scored a season-high six touchdowns against Michigan
- Michigan's defense has held 10 straight opponents to 14 points or less at Michigan Stadium, which is the longest active streak in the NCAA

Defense Stingy in Second Half

- U-M has been a dominant defensive unit in the second half this season, allowing the opposition just 87 total points in 22 quarters of action
- The defense held its first two Big Ten opponents scoreless in the second half before yielding any points in the final 30 minutes
- The Hoosiers became the first team to score in the fourth quarter against the Wolverines, reaching the end zone on a passing touchdown and field goal at the buzzer to force overtime
- U-M has yielded just 37 points in the fourth stanza, the lowest point total allowed in any of the four quarters this season
- Michigan has allowed 1,357 yards on 337 plays in the second half (average of 4.0 yards per play)
- U-M has held five opponents to less than 100 yards in the second half, including just 10 yards to Purdue and 36 yards to Minnesota

U-M Second Nationally in Force 3-and-outs

- For the second straight season, U-M has been the nation's best at forcing three-and-outs by the opposition's offense
- U-M is second in the NCAA averaging 6.36 three-and-outs per contests which is just behind Indiana (6.64 avg.)
- The defense has forced 70 three-and-outs in 134 opponent possessions this fall (52.2 pct.)
- In Big Ten play, the Wolverines forced 51 three-and-outs: 7 at Wisconsin, 4 at Maryland, 5 vs. Minnesota, 6 vs. Rutgers, 2 at Penn State, 8 at Indiana, 9 vs. Michigan State and 10 at Purdue
- The defense has forced 44 three-and-outs in 76 possessions (56.4 pct.) in the second half: 4-8 at Wisconsin, 2-5 at Maryland, 3-6 vs. Rutgers and Minnesota, 1-5 at Penn State, 6-10 at Indiana, 6-8 vs. MSU, 5-6 at PU, 5-7 vs Air Force, 5-8 vs. Cincinnati and 4-7 vs. Florida

Nation's Best Defense on Third Down

- Michigan leads the NCAA in third down defense this season; set a school record in 2016 by allowing the opponent to convert just 21 percent on third down
- This season, the defense has allowed its opponents to convert just 24.7 percent of its third down chances (37-150)
- Six opponents have converted three or less third down opportunities this fall: Florida (2-13), Air Force (3-13), Purdue (0-12), Michigan State (2-14), Rutgers (3-11) and Maryland (3-16)
- The Wolverines held the Boilermakers without a third down conversion (0-12)
- No team has converted more than six third-down chances against the Wolverines and second-year defensive coordinator Don Brown
- U-M has held eight opponents with two or less third down conversions over the past two seasons, including Florida, Purdue and Michigan State this year

Defense Playing in the Opposition's Backfield

- The Wolverines have spent a lot of time in the opposition's backfield this fall, racking up 93 tackles for loss and 36 sacks
- Michigan is eighth nationally in sacks (3.27 avg.) and lists seventh in the NCAA in tackles for loss with an average of 8.4 per contest
- U-M has recorded six or more TFLs in every game this season, posting a season-high 13 against Minnesota: Florida (11), Cincinnati (7), Air Force (9), Purdue (7), Michigan State (6), Indiana (7), Penn State (7), Rutgers (11), Minnesota (13), Maryland (7), Wisconsin (8)
- Eighteen (18) different players have accounted for a tackle for loss while 11 Wolverines have sacked the quarterback
- Khaleke Hudson (16) leads the Big Ten in TFLs while Chase Winovich (15.5) lists second
- Hudson is pacing the conference in sacks with Winovich listing fifth in that category
- Michigan recorded a season-high six sacks against Florida and dropped the quarterback five times in conference games against Purdue, Rutgers and Minnesota

Forcing Miscues by the Opposition

- The defense has forced 14 turnovers this season, nine interceptions and five fumbles
- Eight different players have forced fumbles this fall with the Wolverines recovering five of the opponent's mistakes
- The defense forced four fumbles by Florida with two recoveries; the third recovery came on kickoff coverage by Ambry Thomas
- The first defensive points of the season were registered by Noah Furbush, who fell on a loose football in the end zone following Chase Winovich's sack and strip of Malik Zaire
- Tyree Kinnel and Lavert Hill lead the team with two interceptions apiece
- Kinnel and Hill returned interceptions for touchdowns against Cincinnati, with Kinnel returning his pick for 28 yards in the first quarter and Hill weaving his way for a 24-yard TD during the fourth quarter

RECORD BOOK

Tackles for Loss - Game (since 1978)

1. Khaleke Hudson	8 (46)	
Minnesota, Nov. 4, 2017		
2. Larry Foote.....	7 (26)	
at Iowa, Oct. 27, 2001		
3. Mark Messner	6 (26)	
Northwestern, Oct. 31, 1987		
William Carr	6 (34)	
Minnesota, Oct. 28, 1995		
Larry Foote.....	6 (15)	
at Washington, Sept. 8, 2001		

Tackles for Loss - Season (since 1978)

Player	TFLs	Season
1. Shawn Crable	28.5	2007
2. Mark Messner	26	1988
Larry Foote	26	2001
Brandon Graham	26	2009
5. Mike Hammerstein	23	1985
Curtis Greer	23	1979
7. William Carr	21	1995
8. Mark Messner	20	1987
Brandon Graham	20	2008
10. Jason Horn	18	1995
11. Victor Hobson	17	2002
12. LaMarr Woodley	16.5	2006
13. Henry Hill	16	1968
Trent Zenkewicz	16	1994
David Bowens	16	1996
James Hall	16	1998
LaMarr Woodley	16	2004
LaMarr Woodley	16	2005
David Harris	16	2006
Jake Ryan	16	2012
Jabrill Peppers	16	2016
Khaleke Hudson	16	2017
23. Ben Gedeon	15.5	2016
Chase Winovich	15.5	2017

Tackles for Loss - Career (since 1978)

Player	TFLs	Years
1. Mark Messner	70	1985-88
2. Brandon Graham	56	2006-09
3. LaMarr Woodley	52.5	2003-06
4. Curtis Greer	48	1976-79
5. Victor Hobson	47	1999-2002
6. Jake Ryan	45.5	2011-14
7. Glen Steele	45	1994-97
8. Larry Foote	44	1998-2001
9. Shawn Crable	43	2004-07
10. James Hall	40	1996-99
11. Jason Horn	39	1992-95
William Carr	39	1993-96
Sam Sword	39	1995-98
14. Chris Hutchinson	38	1989-92
Robert Thompson	38	1979-82
16. Mike Hammerstein	37	1981-85
17. Henry Hill	35	1968-70
Frank Clark	35	2011-14
19. Trent Zenkewicz	34	1992-95
20 Maurice Hurst	33.5	2014-17
20. Greg Morton	33	1974-76
Dhani Jones	33	1996-99
Chris Wormley	33	2013-16

MICHIGAN FOOTBALL GAME NOTES

U-M LEADS NATION IN WINS

- Michigan leads the nation in wins (943) and is followed by Texas (897) and Ohio State (895)
- The Wolverines (.730) regained the all-time lead in winning percentage over the Irish (.725) after beating Penn State during the 2016 season; Boise State is currently second in winning percentage (.728)

Top 5 FBS Schools by Wins

	School	Record	Pct.
1.	Michigan	943-337-36	.730
2.	Texas	897-365-33	.705
3.	Ohio State	895-324-53	.724
4.	Nebraska	893-379-40	.696
5.	Alabama	889-327-43	.723

Top 5 FBS Schools by Winning Percentage

	School	Record	Pct.
1.	Michigan	943-337-36	.730
2.	Boise State	437-163-2	.728
3.	Notre Dame	885-323-42	.725
4.	Ohio State	895-324-53	.724
5.	Alabama	889-327-43	.723

WOLVERINES LEAD BIG TEN

- Michigan is in its 111th season of competition in the Big Ten Conference
- The Wolverines have compiled an impressive 503-205-18 record in conference play and have claimed a league-leading 42 championships
- U-M also leads the conference with 406 first-team All-Big Ten selections

Big Ten Championships

1. Michigan..... 42
2. Ohio State..... 35
3. Minnesota..... 18

138TH SEASON OF ACTION

- The Wolverine program was established in 1879 when a group of 13 men fielded the first football team in school history and played a pair of off-campus games; defeated Racine 1-0 at White Stocking Park in Chicago, Ill., on May 30, 1879, for the first victory in school history and tied Toronto (0-0) to finish the year 1-0-1
- U-M enters its 134th year of uninterrupted gridiron action, with 1882 being the only season that the program did not play any varsity games
- The Wolverines are the sixth-oldest football program in NCAA history

Oldest College Football Programs

School.....	Years
Princeton.....	148
Rutgers.....	148
Yale.....	145
Harvard.....	143
Pennsylvania.....	141
Michigan.....	138
Amherst.....	137
Navy.....	136

Maurice Hurst

- Three-time Academic All-Big Ten Conference
- 2017 Bednarik Award semifinalist
- Made 129 tackles, 33.5 TFLs, 13.5 sacks, two forced fumbles and one fumble recovery in his career
- Played in 44 career games with 15 starting assignments at defensive tackle
- Third among defensive linemen with 56 stops this season, including 13.5 TFLs, 5 sacks, one forced fumble and one pass breakup; also blocked a field goal attempt
- Tallied a tackle for loss in eight straight games and recorded a sack in six consecutive contests
- Assisted on six stops at Wisconsin, including one TFL and an assisted sack
- Contributed nine tackles at Maryland, including 1.5 tackles for loss and team's only sack
- Recorded 1.5 sacks and one PBU vs. Minnesota
- Posted eight tackles, two TFLs and one sack against Rutgers
- Registered one sack at Penn State
- Tallied five tackles, 1.5 TFLs, an assisted sack and blocked a field goal attempt at Indiana
- Set career high with 10 tackles and 3.5 TFLs against Michigan State
- Began the Big Ten slate with four tackles, one TFL and a forced fumble at Purdue
- Registered four stops vs. Air Force and three tackles against Cincinnati
- Team's third-leading tackler vs. Florida, recording five tackles and one TFL
- Posted 34 tackles, 11.5 TFLs, 4.5 sacks, one forced fumble, one fumble recovery and one pass breakup in 2016
- Posted three tackles, two TFLs and one sack vs. Florida State in the Orange Bowl
- Made seven tackles, three TFLs and one sack against Penn State
- Contributed 35 tackles, 6.5 TFLs and three sacks in 2015; tallied sacks against UNLV, BYU and Maryland
- Played in all 13 games and started the final four contests at nose tackle in 2015
- Contributed a then career-high seven stops and an assisted TFL at Indiana in 2015; it was his first career start at nose tackle
- Recorded three tackles and one TFL in seven games of action during the 2014 season
- Father, Maurice, played for the New England Patriots

Bryan Mone

- Named to watch list for the Polynesian College Football Player of the Year; one of 48 players on the watch list which is presented to the outstanding Polynesian player who epitomizes great ability and integrity
- Played in 33 career games and made six starts at defensive tackle
- Posted 26 tackles, three TFLs, two fumble recoveries and one pass breakup in his career
- Saw action at nose tackle against Wisconsin
- Played nose tackle vs. Rutgers and Minnesota; assisted on a stop against the Gophers
- Started at nose tackle in road games at Penn State and Maryland
- Assisted on a tackle in overtime at Indiana

- Assisted on three stops, including a tackle for loss, against Michigan State
- Started at nose tackle vs. Florida and Cincinnati; played as a backup against Air Force, Purdue, Michigan State and Indiana
- Played in 10 contests with one start at defensive tackle during the 2016 season
- Tallied 12 tackles, one TFL, one PBU and recovered one fumble in 2016
- Set career high with three stops and one TFL at Ohio State, including his first career PBU
- Recovered a fumble against Rutgers in 2016
- Missed the 2015 season after suffering a leg injury during fall camp
- Played in 12 games with one start as a true freshman in 2014, accumulating nine tackles, 1.5 TFLs and one fumble recovery

Chase Winovich

- Played in 30 career games with 12 starting assignments at defensive end
- Amassed 100 tackles, 26 tackles for loss and 13 sacks during his career
- Team's third-leading tackler and tops among defensive linemen with 64 stops, 15.5 TFLs, seven sacks, two forced fumbles and one fumble recovery this season
- Fifth in the Big Ten and is 43rd nationally in sacks (0.59 avg.)
- Lists second in the conference and 17th nationally in tackles for loss (1.4 avg.)
- Tallied a tackle for loss in 10 of the 11 games and has a sack in five contests
- Posted two TFLs and eight stops at Wisconsin
- Three of his six stops at Maryland were TFLs
- Tallied three tackles, an assisted TFL and recovered a fumble vs. Minnesota
- Registered 1.5 sacks, three tackles and forced a fumble vs. Rutgers
- Posted four tackles and one TFL at Penn State
- Had seven stops and an assisted TFL at Indiana
- Matched career high with nine stops vs. MSU
- Named Walter Camp National Defensive Player of the Week and co-Big Ten Defensive Player of the Week following his performance at Purdue; tallied eight tackles, 3.5 TFLs and 2.5 sacks
- Set career highs with nine tackles, two TFLs and 1.5 sacks vs. Air Force
- Made two tackles and one TFL vs. Cincinnati
- Tallied four tackles, one sack and forced fumble against Florida; set up first defensive touchdown of 2017 with a sack and forced fumble that was recovered by Noah Furbush for a score
- Posted a career-best 35 stops in 2016; contributed 9.5 TFLs, five sacks and one forced fumble
- Registered a sack in three of the final five games and in eight of the 13 contests
- Recorded one sack against Indiana and Iowa
- Tallied five tackles and one sack vs. Maryland
- Made two stops, 1.5 TFLs and one sack vs. PSU
- Tallied six tackles, 1.5 TFLs, one sack and one forced fumble against UCF
- Registered a then career-best seven stops and one tackle for loss vs. Hawaii
- Played fullback, tight end and linebacker before find a home at defensive end during 2015 bowl preparation

Rashan Gary

- Appeared in 24 career games with 11 starts at defensive end; amassed 75 tackles, 13.5 tackles for loss and four sacks during his career
- Contributed 51 tackles, 8.5 TFLs, three sacks and one forced fumble this season
- Made three stops and an assisted TFL at Wisconsin
- Assisted on five tackles and a TFL at Maryland
- Posted two TFLs, one sack and five stops vs. Rutgers
- Recorded a career-best nine tackles, 2.5 TFLs and one sack at Indiana
- Tallied eight stops vs. Michigan State
- Recorded seven stops, 1.5 TFLs, an assisted sack and a forced fumble vs. Air Force
- Tallied four tackles and an assisted sack vs. Cincinnati
- Made first career start in the Florida game, tallying two tackles and an assist TFL
- Contributed 27 tackles, five TFLs and one sack as a true freshman in 2016
- Made three stops and one TFL vs. Penn State
- Tallied four tackles and 1.5 TFLs vs. Colorado
- Posted five stops, two TFLs and one sack vs. UCF
- Made collegiate debut against Hawaii, recording four stops
- Nation's top-rated high school prospect in 2016 by ESPN, Scout.com and Rivals.com
- 2015 USA Today All-USA Defensive Player of the Year

Mike McCray

- Voted team captain representing the defense
- Appeared in 35 career games and started 23 contests at linebacker
- Leads team with 143 career tackles, including 23.5 TFLs, nine sacks, two forced fumbles, two interceptions and 10 PBUs
- Team's third-leading tackler with 64 tackles this season, including 10 TFLs, five sacks, one PBU and one forced fumble
- Contributed one sack and three stops at Wisconsin
- Assisted on five stops and a TFL at Maryland
- Had six stops, one TFL and one sack vs. Minnesota
- Registered six tackles, 1.5 TFLs and an assisted sack at Penn State
- Tallied five stops at Indiana
- Made eight tackles and one TFL vs. MSU
- Recorded a career-best 11 tackles, two TFLs and one PBU vs. Air Force
- Made six tackles against Cincinnati
- 2016 All-Big Ten honorable mention from the coaches and media
- Second on the team with a career-best 76 tackles in 2016, including 12.5 TFLs, 4.5 sacks, one forced fumble, one fumble recovery, two interceptions and nine PBUs
- Tallied five-plus stops in nine of the 13 games in 2016
- Had a nine-yard interception return for a touchdown and posted four tackles vs. Florida State in the Orange Bowl
- Matched then career high with nine tackles, one sack and two PBUs at Ohio State

- Registered six stops, two TFLs and one PBU against Indiana
- Registered nine stops, 2.5 TFLs and one sack at Michigan State
- Contributed four tackles and made first career interception against Penn State
- Made five tackles, an assisted sack and one pass breakup against Colorado
- Tallied five stops, an assisted TFL, two pass breakups and one forced fumble vs. UCF
- Named Big Ten Defensive Player of the Week for his performance against Hawaii
- Made first career start in the Hawaii game; led team with nine tackles, 3.5 TFLs, two sacks and forced one fumble against Hawaii
- Registered two tackles and one tackle for loss prior to the 2016 season

Devin Bush

- Played in 24 career games and made 11 starts at linebacker
- 2017 Butkus Award finalist
- Registered 101 tackles, 10 tackles for loss, five sacks, one interception and nine pass breakups during his career
- Leads team with 89 tackles this season, including 9.5 TFLs, five sacks, one interception and eight PBUs
- Eighth in the Big Ten and 87th in the NCAA in total tackles with an average of 7.8 per game
- Started all 11 games at linebacker in 2017; posted five or more tackles in every game
- Contributed seven tackles, an assisted TFL and his first career interception at Wisconsin
- Had five stops, one TFL and two PBUs at Maryland
- Amassed 10 tackles and an assisted TFL against Minnesota
- Led Wolverines with 11 stops, two TFLs and an assisted sack against Rutgers
- Recorded six tackles at Penn State
- Led team with nine stops and at Indiana; also credited with two pass breakups
- Tied for team lead with eight tackles vs. MSU
- Tallied seven stops, one sack and a career-best three PBUs at Purdue
- Set career high with 12 tackles against Air Force, including one TFL and one sack
- Registered seven tackles, one sack and a pass breakup against Cincinnati
- Made first career start vs. Florida, tallying seven stops, 2.5 TFLs and 1.5 sacks
- Posted 12 tackles and an assisted TFL as a true freshman in 2016
- Contributed three tackles against Maryland and had two-tackle efforts against Hawaii, Colorado and Rutgers

MISCELLANEOUS NOTES

The 2017 Schedule

- Michigan's 2017 opponents had a combined record of 85-69 (.552) during the 2016 season, with four teams winning 10-plus games and two other squads claiming nine wins
- U-M faces eight teams that played in bowl game during the 2016 season: Florida (Outback Bowl), Air Force (Nova Home Loans Arizona Bowl), Indiana (Foster Farms Bowl), Penn State (Rose Bowl), Minnesota (Holiday Bowl), Maryland (Quick Lane Bowl), Wisconsin (Goodyear Cotton Bowl Classic) and Ohio State (Playstation Fiesta Bowl/CFP-Semifinal)
- Five of the seven teams in the Big Ten East Division played in bowl games last year
- The Wolverines crossover opponents in the Big Ten West Division this season are Purdue, Minnesota and Wisconsin

Cole and McCray Voted Team Captains

- The football team elected seniors Mason Cole and McCray as co-captains for the 2017 season
- Cole represents the offense and McCray the defensive side of the football
- Cole is the 21st offensive linemen and McCray the 24th linebacker to be named a captain since Bo Schembechler instituted co-captains at the outset of the 1970 season
- This is the fourth time in the past five seasons that a linebacker has been selected as captain
- McCray is the second straight Ohio native to be defensive captains (Chris Wormley last year)

Michigan Leads FBS in Father-Son Duos

- The Wolverines are tied with Clemson for the most sons of former players on the roster at the same school; Iowa (8), BYU (7), Georgia Tech (7), Florida State (6), Hawaii (6) and Virginia (6) are some of the other notable schools
- The 2017 roster includes nine players whose fathers played football at Michigan

Tyler Cochran	Brad Cochran, DB
Jack Dunaway	Craig Dunaway, TE
Joe Hewlett	Rich Hewlett, QB
Daniel Jokisch	Dan Jokisch, WR
Jon Runyan	Jon Runyan, OG
Michael Sessa	Mike Sessa, WR
Jack and Jared Wangler	John Wangler, QB
Tyrone Wheatley	Tyrone Wheatley, RB

- U-M has five players whose fathers played in the NFL:
Devin Bush Jr. Devin Bush - Rams, Browns
Maurice Hurst Jr. Maurice Hurst - Patriots
Jameson Offerdahl John Offerdahl - Dolphins
Jon Runyan Jr. Jon Runyan - Oilers, Eagles
Tyrone Wheatley Tyrone Wheatley - Raiders, Giants

Jordan Brand on Michigan's Sideline

- Michigan was the first college and/or professional football program to wear brand Jordan on its uniforms and sideline apparel, starting with the 2016 season
- This season, the Wolverines are joined by North Carolina wearing the Jordan brand and next season the University of Oklahoma will be outfitted by Jordan
- Jordan is outfitting the Michigan team from head-to-toe on all apparel needs for the football program
- Michigan and NIKE began its 15-year apparel agreement on Aug. 1, 2016

MICHIGAN FOOTBALL GAME NOTES

RECAPPING THE 2016 SEASON

- U-M finished 10th in both final national polls, earning its first top 10 finish since 2006 (No. 8 in AP, No. 9 in coaches)
- The Wolverines finished with their second straight 10-win season, the 28th time in the 137-year history of the program that a squad reach double-digits in victories
- U-M's three losses by a combined five points came on the final play in road games at Iowa (14-13) and Ohio State (30-27 in two overtimes) and with 36 seconds remaining against Florida State (33-32) in the Orange Bowl
- Michigan finished the season as the NCAA leader in total defense (261.8 avg.), pass defense (142.5 avg.), first downs allowed (186 total) and third down defense (21.0 pct.)
- U-M also finished second nationally in scoring defense (14.1 avg.), pass efficiency (94.19 rating) and tackles for losse (9.3 avg.)
- Michigan led the Big Ten and finished 11th nationally in scoring offense (40.3 avg.)
- The Wolverines' 524 points scored in 2016 was the fifth-highest total in school history, trailing only the famed Point-a-Minute teams of 1901-04 in scoring
- The special teams finished second nationally in blocked kicks with seven (four punts and three FG/PATs)
- The team finished fifth nationally in turnovers lost with 12 (seven interceptions and five fumbles)
- Tight end Jake Butt, cornerback Jourdan Lewis and linebacker/defensive back Jabrill Peppers earned consensus first-team All-America honors
- Butt won the Mackey Award as the nation's top tight end and collected the prestigious Senior CLASS Award, presented to the outstanding senior student-athlete with notable achievements in four areas of excellence: classroom, community, character and competition
- Peppers was a finalist for the Heisman Trophy, finishing in fifth place for college football's top individual honor
- Peppers won the Paul Hornung Award as the most versatile player in college football and was the winner of the Ronnie Lott IMPACT Trophy as the college football player that exhibits Integrity, Maturity, Performance, Academics, Community and Tenacity
- Jourdan Lewis finished his career as Michigan's career leader in pass breakups with 45
- Butt finished as Michigan's career leader in receptions (138) and receiving yards (1,646) by a tight end
- A total of 22 Wolverines received All-Big Ten recognition, including all 11 starters on defense, 10 players on offense and punter/kicker Kenny Allen

Khaleke Hudson

- Has played in 24 career games and made 10 starts at linebacker/viper
- Started 10 games and played in all 11 contests this season
- Contributed 67 tackles, 15.5 TFLs, 7 sacks, two interceptions, eight PBUs and one forced fumble this season
- Recorded five or more tackles in six straight games and in eight overall games this season
- Big Ten leader and 12th in the NCAA in tackles for loss (1.5 avg.); also ranks first in the conference and 23rd nationally in sacks (0.68 avg.)
- Tied for team lead with eight tackles at Wisconsin; added 1.5 sacks and one PBU against the Badgers
- Tallied eight stops and one interception at Maryland; returned pick 22 yards
- Shared the Big Ten Defensive Player of the Week award following his career-best performance against Minnesota
- Set career high with 15 tackles, 8 TFLs, three sacks and one forced fumble vs. Minnesota; his 8 stops in the backfield broke the previous school record of seven TFLs set by Larry Foote at Iowa in 2001
- His 8 TFLs against the Gophers set a new Big Ten single-game record and tied the NCAA mark set by NC State's Nate Irving in 2010
- Made six stops, 1.5 TFLs and 1 PBU vs. Rutgers
- Posted six tackles at Penn State, including one TFL and one PBU
- Registered five tackles at Indiana
- Tallied five stops and an assisted TFL vs. Air Force; collected first interception and tallied a career-best three pass breakups
- Posted two sacks and seven tackles against Cincinnati
- Made first career start vs. Florida, tallying four stops, 1.5 TFLs, one sack and one forced fumble
- Played in all 13 games on special teams in 2016 and saw action at safety in two contests
- Contributed eight tackles, an assisted TFL and one pass breakup during the 2016 season
- Tied for team lead with two blocked punts in 2016

Noah Furbush

- Traveled to Costa Rica this summer doing a study abroad program on food, energy and water systems in the country
- Played in 25 career games and made five starting assignments at linebacker
- Contributed 26 tackles, 1.5 TFLs, one PBU and two fumble recoveries this season
- Ranks second in the Big Ten and 12th nationally in fumble recoveries with two this fall
- Assisted on four stops at Maryland
- Made one tackle for loss among two stops against Minnesota
- Registered three stops at Penn State
- Tallied a career-best six tackles vs. MSU
- Recovered his team-leading second fumble of the year at Purdue; also assisted on a tackle
- Contributed five stops vs. Air Force
- Assisted on two tackles against Cincinnati
- Posted two stops and recovered a fumble for a touchdown on a Winovich sack vs. Florida

- Appeared in the final nine games of the 2016 season, tallying 11 stops and one tackle for loss
- Tied for second on the team with six special teams tackles in 2016
- Had two-tackle efforts against Wisconsin, Rutgers, Michigan State and Florida State during the 2016 season
- Two-time Academic All-Big Ten (2015, 2016)

Lavert Hill

- Appeared in 21 career games with 10 starts at cornerback
- Posted 19 tackles, 3.5 TFLs, two interceptions and a team-best nine PBUs this season
- Contributed six of his nine pass breakups in Big Ten action
- Missed the Wisconsin game due to injury sustained the week before at Maryland
- Made two tackles at Maryland
- Registered a career-best six tackles, an assisted TFL and one PBU at Penn State
- Collected second career interception, posted two stops including one TFL at Indiana
- Tallied three pass breakups vs. Michigan State
- Batted down one pass at Purdue
- Made three stops and assisted TFL vs. Air Force
- Scored first career touchdown on a 24-yard interception return against Cincinnati; assisted on one tackle and TFL in the contest
- Made first career start at cornerback vs. Florida, tallying a career-best four solo tackles and two pass breakups
- Played in 11 of the 13 games as a freshman during the 2016 season
- Registered two tackles, one pass breakup and a fumble recovery in 2016
- Tallied tackles in home games against Illinois and Maryland during the 2016 season
- Collected first career fumble recovery vs. Penn State in 2016

David Long

- Started all 11 games at cornerback this year
- Contributed 20 tackles, two tackle for loss, an assisted sack, two interceptions and five pass breakups this season
- Recorded three tackles and an assisted TFL at Wisconsin
- Contributed three tackles and two PBUs at Maryland; stopped Terrapins drive with an end zone interception and 80-yard return
- Made first career interception at Penn State, returning the ball 25 yards
- Posted three tackles, one pass breakup and assisted on a sack at Indiana
- Tallied two tackles vs. Michigan State
- Made one stop and first career PBU at Purdue
- Posted a career-best five tackles and one TFL against Air Force
- Assisted on tackles against Cincinnati and Michigan State
- Made first career start at cornerback vs. Florida
- Played in first four games of the 2016 season
- Made debut as backup cornerback vs. Hawaii
- Saw action at cornerback and on special teams vs. Colorado, Penn State and Rutgers during the 2016 season

Brandon Watson

- Played in 36 career games; contributed in the secondary and on special teams throughout his career
- Registered 36 tackles, 1.5 tackle for loss and five pass breakups in career
- Posted 17 tackles, 1.5 TFLs and five PBUs this season
- Contributed two breakups and three tackles at Wisconsin, his first career starting assignment
- Recorded three stops vs. Minnesota and Maryland
- Tallied a career-best four tackles and one TFL against Michigan State
- Named team's Special Teams Player of the Game at Purdue; also contributed at cornerback
- Made two PBUs and two stops vs. Cincinnati
- Batted down a third-down pass against Florida
- Registered 12 tackles in 2016, playing at cornerback and on special teams units
- Recorded one tackle vs. Florida State in the Orange Bowl
- Made two solo tackles vs. Wisconsin and on the road at Michigan State
- Set career high with four stops against Hawaii
- Registered eight tackles in 12 games of action during the 2015 season

Tyree Kinnel

- Played in 32 career games with 11 starting assignments at safety
- Contributed 82 tackles, 5.5 tackles for loss, one sack, two interceptions, eight pass breakups and one forced fumble during his career
- Leads secondary with 63 tackles this season, including 4.5 TFLs, one sack, two interceptions and eight PBUs
- Posted five or more tackles in eight games this fall
- Tallied seven stops and one PBU at Wisconsin
- Led team with career-best 11 tackles at Maryland
- Registered six stops, one TFL and one PBU vs. Minnesota
- Made two tackles and one PBU vs. Rutgers
- Tallied a team-high seven stops at Penn State
- Recorded six tackles, one TFL, two PBUs and game-ending overtime interception at Indiana
- Posted five tackles against Michigan State
- Tallied three stops in Big Ten opener at Purdue
- Set career high with nine tackles, one sack, two PBUs and first career interception vs. Cincinnati; returned first pick 28 yards for a touchdown
- Made first career start vs. Florida, registering six tackles and 1.5 tackles for loss
- Registered a career-best 17 tackles in 2016, including one TFL and forced one fumble
- Posted a tackle in 10 of the 12 games in 2016
- Set career highs with three stops against Hawaii, UCF and Maryland
- Tallied first TFL and three stops vs. Maryland
- Assisted on two stops in eight games of action during the 2015 season

Josh Metellus

- Has appeared in 20 career games with 12 consecutive starting assignments
- Contributed 43 tackles, an assisted TFL, one

- forced fumble and four pass breakups this year
- Tied for team lead with eight tackles and one PBU at Wisconsin
- Recorded six tackles, an assisted TFL, one pass breakup and blocked a punt at Maryland
- Contributed three stops against Minnesota
- Registered three tackles at Penn State and two stops against Rutgers
- Set career high with seven stops at Indiana
- Batted down one pass against Michigan State
- Equaled career high with six stops vs. Air Force
- Had three-tackle efforts against Cincinnati and in Big Ten opener at Purdue
- Posted three solo tackles and one forced fumble vs. Florida
- Played in nine games as a freshman in 2016, posting 15 tackles, one TFL and one sack
- Made first career start in the Orange Bowl vs. Florida State, tallying six tackles and a defensive two-point conversion on a blocked PAT return
- Led the defense with six tackles at Rutgers
- Made career debut at safety vs. Penn State

Jordan Glasgow

- Awarded a scholarship prior to the season
- Contributed nine tackles and one pass breakup this year
- Played on special teams in 11 games and saw action at safety against Cincinnati, Indiana, Penn State, Rutgers and Minnesota
- Posted three special teams tackles at Wisconsin
- Tallied one special teams stop at Maryland
- Matched career high with three stops against Minnesota
- Made one special teams tackle vs. Rutgers
- Contributed an assisted stop vs. Cincinnati
- Played in all 13 games during the 2016 season, contributing 12 tackles and one fumble recovery
- Led the team with 11 special teams tackles in 2016; next closest player recorded six stops
- Made key stop on a fake punt by Ohio State; the play setup a U-M touchdown by Khalid Hill
- Tallied two-tackle efforts against Hawaii and in road tilts at Rutgers, Michigan State and Iowa
- Recovered a fumble on kick coverage vs. UCF

Ambry Thomas

- Played in all 11 games on special teams
- Returned 14 kickoffs for 306 yards (21.9 avg.) with a 43-yard season long return
- Contributed six tackles, an assisted TFL, one forced fumble and one fumble recovery this season
- Saw action at cornerback vs. Florida, Cincinnati, Indiana and Maryland
- Tallied one tackle vs. Michigan State and Indiana; returned two kickoffs for 44 yards with a 30-yard long against the Spartans
- Made five tackles and an assisted TFL against Cincinnati
- Played cornerback and special teams in career debut vs. Florida; contributed one tackle as well as a forced fumble and fumble recovery on kick-off coverage

SPECIAL TEAMS NOTES

RETURNING STARTERS

Player	Pos.	Ht.	Wt.	Year
Garrett Moores	HLD	6-5	214	5th Sr.

SPECIAL TEAMS IN THE 2017 RANKINGS

Category	Avg.	NCAA	Big Ten
Punt Returns	7.46 avg.	63	6
Kick Returns	19.48 avg.	99	9
Net Punting	36.02 avg.	106	13
Punt Return Defense	10.5 avg.	100	13
Kick Return Defense	15.58 avg.	2	1
Blocked Kicks	2 total	22	3
Blocked Kicks Allowed	1 total	31	5
Blocked Punts	1 total	18	2
Blocked Punts Allowed	1 total	73	10

Individual

Player, Category	Statistic	NCAA	Big Ten
Q. Nordin, FG Pct.	75.0 %	55	8
Q. Nordin, Field Goals	1.36 avg.	34	2
Q. Nordin, Scoring	7.0 avg.	84	7
Q. Nordin, Pts Scored	77 total	75	6
Q. Nordin, Pts Resp For	7.0 avg.	167	17
D. Peoples-Jones, PR	7.7 avg.	30	3
D. Peoples-Jones, PR TDs	1 total	10	2
A. Thomas, KR	21.9 avg.	62	4

THE TEAM IN THE 2017 RANKINGS

Category	Avg.	NCAA	Big Ten
Fewest Penalties	74 total	95	11
Penalties/Game	6.73 avg.	91	11
Fewest Penalty Yards	653 total	93	10
Penalty Yards/Game	59.36 avg.	89	10
Turnover Margin	-0.09 avg.	71	8
Time of Possession	32:02 avg.	22	3

MICHIGAN FOOTBALL GAME NOTES

Special Teams in 2017

- Nordin is 34th nationally in field goals per game (1.36 avg.), lists 84th in scoring (7.0 avg.) and is 75th in total points scored (77 total)
- U-M's kickoff return unit leads the Big Ten and is second nationally, allowing an average of just 15.58 yards per return
- Donovan Peoples-Jones scored the team's first special teams touchdown on a 79-yard punt return against Air Force
- Peoples-Jones has 33 punt returns for 253 yards and one TD this fall; ranks 30th nationally and third in the Big Ten in return average (7.7 avg.)
- Peoples-Jones ranks tied for second all-time at Michigan for punt returns in a season; tied with Charles Woodson (1997) and is 12 shy of Steve Breaston's school record of 45 returns set in 2003
- Michigan has converted 15-of-20 field goal attempts this season, all by Nordin
- U-M had its streak of 301 consecutive point-after-attempts, the second-longest string in college football history, snapped at Penn State
- Punter Will Hart and kicker Quinn Nordin made their collegiate debuts against Florida while James Foug took over the kickoff duties after serving as the backup last season
- Freshman punter Brad Robbins made his collegiate debut in the Big Ten opener at Purdue
- Holder Garrett Moores was the only returning starter among the specialists
- The Wolverines had to replace all of its punt and kick returners from the 2016 season
- Entering 2017, no player on the current roster had attempted a collegiate punt and Ryan Tice was the only player to attempt a field goal

U-M's Special Teams under Harbaugh

- U-M converted 52-65 field goal attempts (80%) and 141-of-143 point-after-attempts
- The Wolverines have 116 touchbacks in 233 kick-offs (49.8 pct.)
- Michigan punted the ball three or less times in 14 games, including two contests where the team did not attempt a punt (Hawaii and Maryland in 2016)
- The Wolverines have 69 punts downed inside the opposition's 20-yard line
- In 2016, U-M led the Big Ten and finished second nationally with seven blocked kicks: one PAT, two field goals and four punts; the total did not include three deflected punts and a punt by the opposition into its own player
- Led the NCAA with four blocked punts in 2016

Garrett Moores

- Held on all placements the past two seasons, including all 11 games in 2017
- Working on his master's degree in management from the Ross Business School
- Traveled to Brussels, Belgium for a study abroad program on The European Union with four teammates this summer
- Winner of the 2016 Mortell Holder of the Year as the nation's top holder; perfect on all placements during the season
- 2016 Academic All-Big Ten and a two-time U-M Athletic Academic Achievement recipient
- Helped team's kickers convert 19-24 field goals and all 63 PATs in 2016

- Ran for a two-point conversion on a fake PAT attempt at Rutgers

Quinn Nordin

- Lou Groza Award semifinalist
- Starting placekicker in all 11 games this season, converting 15-of-20 field goals and 31-of-33 point-after-attempts
- Hit 4-of-6 field goals from better than 40 yards this season; only misses came on a 52-yard attempt against Florida and 49-yarder vs. Minnesota
- Eighth in the Big Ten and 55th nationally in field goal percentage (75.0 pct.)
- Second in the Big Ten and 34th in the NCAA in field goals per game (1.36 avg.)
- 75th nationally in total points scored (77) and 84th in scoring per contest (7.0 avg.)
- Leads team with 77 points this season
- Converted a 39-yard field goal at Wisconsin
- Hit all five PATs vs. Rutgers; had his streak of 10 straight field goals snapped against Rutgers
- Converted all three PATs and field goals from 38 and 40 yards out at Indiana
- Earned Big Ten Special Teams Player of the Week honors for his performance against Air Force
- Matched school record with five field goals against Air Force (35, 26, 49, 29, 36)
- Tallied 17 points against the Falcons, which is one point shy of U-M record for most points by a kicker
- Hit all four PATs and both FGs vs. Cincinnati
- Named co-Big Ten Special Teams Player of the Week for his performance against Florida
- Hit 4-of-6 FGs and 3 PATs in career debut vs. Florida; converted from 25, 55, 30 and 50 yards
- Became the first kicker in Michigan history to convert two field goals from 50 yards or better in a game (50 and 55 yards)
- Rated as the nation's No. 1 kicker coming out of high school


James Foug

- 29 of his 60 kickoffs (48.3%) have been touchbacks this season
- Key part of team's kickoff team that leads the Big Ten and is second nationally, allowing just 15.58 yards per return
- Three of six kickoffs were touchbacks vs. Rutgers
- Notched two touchbacks in three kickoffs vs. Michigan State and Penn State
- Four of five kickoffs were touchbacks at Purdue
- Five of eight kickoffs went for touchbacks against Air Force
- Six of his seven kickoffs were downed for touchbacks against Cincinnati
- Had four touchbacks in eight kickoff attempts vs. Florida
- Sister, Katie, is a member of the Michigan women's soccer team

Brad Robbins

- Starting punter in all eight Big Ten games
- Punted 42 times for a 41-yard average with a 57-yard long; 19 punts have been fair caught and 12 have been downed inside the opposition's 20-yard line
- Matched career high with nine punts for a 40.3-yard average at Wisconsin; had a 52-yard long and four punts were downed inside the UW 20-yard line

- Did not have a punt returned against Minnesota and Maryland
- Two of his three punts were downed inside the Rutgers 20-yard line (19- and 2-yard lines)
- Had a season-high nine punts for a 40.8-yard average at Indiana; three punts were downed inside the opposition's 20-yard line
- Punted seven times for a 42.6-yard average vs. Michigan State; had two punts downed inside the 20-yard line and boomed a 57-yard career long
- Made his career debut at Purdue, punting seven times for a 40.6-yard average
- Listed as the nation's top-rated punter coming out of high school (Kornblue Kicking)



Bo Schembechler and Woody Hayes epitomized the Michigan-Ohio State rivalry during the 1970s.

A Legendary Rivalry in College Football

In a series that dates back to 1897, Michigan and Ohio State have met on the gridiron 113 times, ranking it tied for 14th among Division I-A most played rivalries. The Buckeyes and Wolverines have played every year since 1918, a 100-year streak which is tied for eighth in NCAA Division I-A for longest uninterrupted series.

Since the game was moved to the final Saturday of the Big Ten season in 1935, the game has had the potential for major impact in the Big Ten standings 44 times. This includes 22 contests where the two schools decided the Big Ten champion between themselves. Every season from 1972-81, the Michigan-Ohio State game determined which team would take a New Year's trip to Pasadena.

While Michigan holds a 58-49-6 edge over Ohio State in the series, with Ohio State leading the series, 49-46-4, since 1918. This includes a 21-26-1 Michigan record at Ohio Stadium, where the Wolverines played and won the dedication game in 1922, and a 23-20-3 Michigan lead at Michigan Stadium, where the Buckeyes were invited for the dedication game in 1927.

Since 1927, the teams have been so evenly matched that neither one has compiled anything longer

Michigan-Ohio State:

Perfect Seasons Ruined:

Michigan - 1970, 1972, 1973**, 1974, 2006
Ohio State - 1969, 1973**, 1993*, 1995, 1996

Perfect Conference Seasons Ruined:

Michigan - 1968, 1970, 1972, 1973**, 1974, 1975, 1982, 1998, 2004, 2006
Ohio State - 1939, 1964, 1969, 1973**, 1976, 1977, 1980, 1986, 1993*, 1995, 1996

*-unbeaten season ruined

**-perfect season ruined with a tie

than a seven-game winning streak in the matchup. In fact, in the last 30 meetings between the Buckeyes and the Wolverines, the team that entered the game with a lower winning percentage has earned a record of 12-20-1 (the teams came in with equal records in 1983, 2006 and 2016). In the last 12 games where exactly one team has come in without a loss, that team has only left with its record unblemished seven times (Ohio State in 1979, 2002, 2006, 2012 and 2013 and Michigan in 1971, 1992 and 1997). Both teams were unbeaten and ranked 1-2 in the polls for the 2006 game, a 42-39 victory for the top-ranked Buckeyes at Ohio Stadium.

Since the Ohio Stadium dedication game in 1922, 8,295,743 fans have seen the Wolverines and Buckeyes meet on the gridiron. Sixty-seven of those 95 games have been sold out, including the last 48 in a row. Since 1922, more people have attended Michigan-Ohio State games than any other gridiron matchup in the country.

Big Ten Winning Streaks Snapped

School	Streak	Season
Ohio State	17	1976
Ohio State	16	1969
Michigan	16	1998
Ohio State	15	1980
Michigan	15	1972
Michigan	13	2004
Michigan	11	1970
Ohio State	10	1995

Big Ten Unbeaten Streaks Snapped

School	Streak	Season
Ohio State	17	1976
Ohio State	16	1969
Michigan	16	1998
Ohio State	15	1980
Michigan	15	1972
Michigan	15	1974
Ohio State	13	1993

Overall Winning Streaks Snapped

School	Streak	Season
Ohio State	20	1969
Ohio State	11	1995
Michigan	11	2006
Ohio State	10	1996
Michigan	10	1974
Michigan	10	1973
Ohio State	10	1973
Michigan	10	1972

Overall Unbeaten Streaks Snapped

School	Streak	Season
Michigan	21	1974
Ohio State	20	1969
Ohio State	11	1995
Ohio State	10	1996
Ohio State	10	1993
Michigan	10	1973
Ohio State	10	1973
Michigan	10	1972

High-ranking teams

School	Year	Result
#1 (All)		
Michigan	1947	W
Michigan	1948	W
Ohio State	1954	W
Ohio State	1969	L
Ohio State	1973	T
Ohio State	1975	W
Michigan	1997	W
Ohio State	2006	W
#2 (All)		
Ohio State	1961	W
Ohio State	1979	W
Ohio State	1995	L
Ohio State	1996	L
Ohio State	2002	L
Michigan	2006	L
Ohio State	2016	W
#3 (Last three)		
Michigan	1989	W
Ohio State	2013	W
Michigan	2016	L
#4 (Last three)		
Ohio State	1997	L
Ohio State	2003	L
Ohio State	2012	W

#5 (Last three)

Michigan	1977	W
Ohio State	1993	L
Michigan	2003	W

Michigan vs. Ohio State

By Decade

1890's	Michigan, 1-0-0
1900's	Michigan, 9-0-1
1910's	Michigan, 3-1-1
1920's	Michigan, 6-4-0
1930's	Tied, 5-5-0
1940's	Michigan, 6-2-2
1950's	Tied, 5-5-0
1960's	Ohio State, 7-3-0
1970's	Ohio State, 5-4-1
1980's	Michigan, 6-4-0
1990's	Michigan, 7-2-1
2000's	Ohio State, 8-2-0
2010's	Ohio State, 5-1-0

By Coach

Michigan	W	L	T
Gustave Ferbert	1	0	0
Langdon Lea	0	0	1
Fielding Yost	16	3	1
George Little	1	0	0
Elton "Tad" Wieman	1	1	0
Harry Kipke	3	6	0
Fritz Crisler	7	2	1
Bennie Oosterbaan	5	5	1
Bump Elliott	3	7	0
Bo Schembechler	11	9	1
Gary Moeller	3	1	1
Lloyd Carr	6	7	0
Rich Rodriguez	0	3	0
Brady Hoke	1	3	0
Jim Harbaugh	0	2	0

Ohio State	W	L	T
David Edwards	0	1	0
John Eckstorm	0	1	1
Perry Hale	0	2	0
E.R. Sweetland	0	2	0
A.E. Herrnstein	0	4	0
Howard Jones	0	0	1
Harry Vaughn	0	1	0
John Richards	0	1	0
John Wilce	4	7	0
Sam Willaman	2	3	0
Francis Schmidt	4	3	0
Paul Brown	1	1	1
Carroll Widdoes	1	1	0
Paul Bixler	0	1	0
Wesley Fesler	0	3	1
Woody Hayes	16	11	1
Earle Bruce	5	4	0
John Cooper	2	10	1
Jim Tressel	9	1	0
Luke Fickell	0	1	0
Urban Meyer	4	0	0

By Site:

Regents Field, Ann Arbor	4	0	1
Ferry Field, Ann Arbor	5	2	0
U-M Stadium, Ann Arbor	23	19	3
Other sites, Columbus	6	1	1
Ohio Stadium, Columbus	21	26	1

MICHIGAN FOOTBALL SERIES HISTORY

2017 BIG TEN STANDINGS

EAST DIVISION

Team	Big Ten	Overall
Ohio State	7-1	9-2
Penn State	6-2	9-2
Michigan State	6-2	8-3
Michigan	5-3	8-3
Rutgers	3-5	4-7
Indiana	2-6	5-6
Maryland	2-6	4-7

WEST DIVISION

Team	Big Ten	Overall
Wisconsin	8-0	11-0
Northwestern	6-2	8-3
Iowa	3-5	6-5
Purdue	3-5	5-6
Nebraska	3-5	4-7
Minnesota	2-6	5-6
Illinois	0-8	2-9

MICHIGAN vs. OHIO STATE

Michigan leads all-time series 58-49-6

H: 31-22-4 / A: 27-27-2 / N: 0-0

YEAR	W/L	SCORE	SITE	RANK
1897	W	34-0	H	
1900	T	0-0	H	
1901	W	21-0	A	
1902	W	86-0	H	
1903	W	36-0	H	
1904	W	31-6	A	
1905	W	40-0	H	
1906	W	6-0	A	
1907	W	22-0	H	
1908	W	10-6	A	
1909	W	33-6	H	
1910	T	3-3	A	
1911	W	19-0	H	
1912	W	14-0	A	
1918	W	14-0	A	
1919	L	3-13	H	
1920	L	7-14	A	
1921	L	0-14	H	
1922	W	19-0	A	
1923	W	23-0	H	
1924	W	16-6	A	
1925	W	10-0	H	
1926	W	17-16	A	
1927	W	21-0	H	
1928	L	7-19	A	
1929	L	0-7	H	
1930	W	13-0	A	
1931	L	7-20	H	
1932	W	14-0	A	
1933	W	13-0	H	
1934	L	0-34	A	
1935	L	0-38	H	
1936	L	0-21	A	-/18
1937	L	0-21	H	-/19
1938	W	18-0	A	17/-
1939	W	21-14	H	-/6
1940	W	40-0	A	7/-
1941	T	20-20	H	5/14
1942	L	7-21	A	4/5
1943	W	45-7	H	4/-
1944	L	14-18	A	6/3
1945	W	7-3	H	8/7
1946	W	58-6	A	8/-
1947	W	21-0	H	1/-
1948	W	13-3	A	1/18
1949	T	7-7	H	5/7
1950	W	9-3	A	-/8
1951	W	7-0	H	
1952	L	7-27	A	12/-
1953	W	20-0	H	
1954	L	7-21	A	12/1
1955	L	0-17	H	6/9
1956	W	19-0	A	9/12
1957	L	14-31	H	19/3
1958	L	14-20	A	-/11
1959	W	23-14	H	
1960	L	0-7	A	-/10
1961	L	20-50	H	-/2
1962	L	0-28	A	
1963	L	10-14	H	
1964	W	10-0	A	6/7
1965	L	7-9	H	
1966	W	17-3	A	
1967	L	14-24	H	
1968	L	14-50	A	4/2
1969	W	24-12	H	12/1

YEAR	W/L	SCORE	SITE	RANK
1970	L	9-20	A	4/5
1971	W	10-7	H	3/-
1972	L	11-14	A	3/9
1973	T	10-10	H	4/1
1974	L	10-12	A	3/4
1975	L	14-21	H	4/1
1976	W	22-0	A	4/8
1977	W	14-6	H	5/4
1978	W	14-3	A	6/16
1979	L	15-18	H	13/2
1980	W	9-3	A	10/5
1981	L	9-14	H	7/-
1982	L	14-24	A	13/-
1983	W	24-21	H	8/10
1984	L	6-21	A	-/11
1985	W	27-17	H	6/12
1986	W	26-24	A	6/7
1987	L	20-23	H	
1988	W	34-31	A	12/-
1989	W	28-18	H	3/20
1990	W	16-13	A	15/19
1991	W	31-3	H	4/18
1992	T	13-13	A	6/17
1993	W	28-0	H	-/5
1994	L	6-22	A	15/22
1995	W	31-23	H	18/2
1996	W	13-9	A	21/2
1997	W	20-14	H	1/4
1998	L	16-31	A	11/7
1999	W	24-17	H	10/-
2000	W	38-26	A	19/12
2001	L	20-26	H	11/-
2002	L	9-14	A	12/2
2003	W	35-21	H	5/4
2004	L	21-37	A	7/-
2005	L	21-25	H	17/9
2006	L	39-42	A	2/1
2007	L	3-14	H	23/7
2008	L	7-42	A	-/10
2009	L	10-21	H	-/9
2010	L	7-37	A	-/8
2011	W	40-34	H	17/-
2012	L	21-26	A	20/4
2013	L	41-42	H	-/3
2014	L	28-42	A	-/7
2015	L	13-42	H	12/8
2016	L	27-30 (2ot)	A	3/2

MICHIGAN vs. OHIO STATE SERIES INFORMATION

Series History: Michigan leads 58-49-6
Michigan points: 1,950
Ohio State points: 1,636
Record in Ann Arbor: U-M leads 31-22-4
At Michigan Stadium: U-M leads 23-20-3
Record at Ohio State: Series tied 27-27-2
At Ohio Stadium: OSU leads 25-22-1
Games Decided by 3 Points or Less: OSU leads 8-5-6
Games Decided by 7 Points or Less: OSU leads 2--17-6
Michigan Longest Winning Streak: 9 (1901-09)
Michigan Longest Losing Streak: 7 (2004-10)
Current Michigan Streak: Lost 5
Biggest Michigan Win: 86-0 (1902)
Biggest Michigan Loss: 0-38 (1935)
Last Michigan Home Win: 2011 (U-M 0-2 since)
Last Michigan Road Win: 2000 (U-M 0-7 since)
Last Ohio State Home Win: 2016 (last game)
Last Ohio State Road Win: 2015 (last game)

TOP MICHIGAN PERFORMANCES vs. OHIO STATE

Rushing Attempts

37, Tim Biakabutuka, 1995
 31, Anthony Thomas, 1999
 31, Butch Woolfolk, 1980
 31, Chris Perry, 2003
 29, Four times
 Last: Anthony Thomas, 2000

Rushing Yards

313, Tim Biakabutuka, 1995
 210, Jamie Morris, 1986
 170, Denard Robinson, 2011
 165, Rob Lytle, 1976
 164, Jim Pace, 1957

Rushing Touchdowns

3, Mike Hart, 2006
 2, 10 times
 Last: Drake Johnson, 2014

Receptions

15, Marquise Walker, 2001
 12, Brad Myers, 1958
 11, Braylon Edwards, 2004
 10, Braylon Edwards, 2002
 9, Jeremy Gallon, 2013
 9, Tai Streets, 1998
 9, Roy Roundtree, 2009

Receiving Yards

175, Jeremy Gallon, 2013
 172, Braylon Edwards, 2004
 160, Marquise Walker, 2001
 130, Braylon Edwards, 2003
 118, Tai Streets, 1998
 116, Marcus Knight, 1998
 116, Roy Roundtree, 2009

Receiving Touchdowns

2, Gary Prahst, 1958
 2, David Terrell, 2000
 2, Marquise Walker, 2001
 2, Braylon Edwards, 2003

Passing Attempts

56, Tom Brady, 1998
 54, Chad Henne, 2004
 47, John Navarre, 2001
 46, John Navarre, 2002
 45, Devin Gardner, 2013

Passing Completions

32, Devin Gardner, 2013
 32, Jake Ruddock, 2015
 31, Tom Brady, 1998
 27, Chad Henne, 2004
 25, Chad Henne, 2005
 24, Bob Ptacek, 1958

Passing Yards

451, Devin Gardner, 2013
 375, Tom Brady, 1998
 328, Chad Henne, 2004
 303, Drew Henson, 2000
 278, John Navarre, 2003
 267, Chad Henne, 2006

Passing Touchdowns

4, Devin Gardner, 2013
 3, Jim Harbaugh, 1985
 3, Bob Chappuis, 1946
 3, Drew Henson, 2000
 2, 10 players tied
 Last: Wilton Speight, 2016

TEAM BESTS

Rushing Attempts: 73, 1943
Rushing Yards: 426, 1943
Passing Attempts: 56, 1998
Passing Completions: 32, 2013
Passing Yards: 451, 2013
Total Offense: 529, 1986

2017 BIG TEN BOWL AFFILIATIONS

College Football Playoff National Championship
 Jan. 8, 2018 • 8 p.m. ET • ESPN • Atlanta, Ga.

College Football Playoff National Semifinals
Rose Bowl presented by Northwestern Mutual
 Jan. 1, 2018 • 5 p.m. ET • ESPN • Pasadena, Calif.
Allstate Sugar Bowl
 Jan. 1, 2018 • 8:45 p.m. ET • ESPN • New Orleans, La.

Outback Bowl
 Jan. 1, 2018 • 12 p.m. ET • ESPN2 • Tampa, Fla.

Chick-fil-A Peach Bowl
 Jan. 1, 2018 • 12:30 p.m. ET • ESPN • Atlanta, Ga.

Buffalo Wild Wings Citrus Bowl
 Jan. 1, 2018 • 1 p.m. ET • ABC • Orlando, Fla.

Fiesta Bowl
 Dec. 30, 2017 • 4 p.m. ET • ESPN • Glendale, Ariz.

TaxSlayer Bowl
 Dec. 30, 2017 • 12 p.m. ET • ESPN • Jacksonville, Fla.

Capital One Orange Bowl
 Dec. 30, 2017 • 8 p.m. ET • ESPN • Miami, Fla.

Franklin American Mortgage Music City Bowl
 Dec. 29, 2017 • 4:30 p.m. ET • ESPN • Nashville, Tenn.

SDCCU Holiday Bowl
 Dec. 28, 2017 • 9 p.m. ET • FS1 • San Diego, Calif.

Foster Farms Bowl
 Dec. 27, 2017 • 8:30 p.m. ET • FOX • Santa Clara, Calif.

New Era Pinstripe Bowl
 Dec. 27, 2017 • 5:15 p.m. ET • ESPN • Bronx, N.Y.

Zaxby's Heart of Dallas Bowl
 Dec. 26, 2017 • 1:30 p.m. ET • ESPN • Dallas, Texas

Quick Lane Bowl
 Dec. 26, 2017 • 5:15 p.m. ET • ESPN • Detroit, Mich.

Lockheed Martin Armed Forces Bowl
 Dec. 23, 2017 • 3:30 p.m. ET • ESPN • Fort Worth, Texas

MICHIGAN FOOTBALL 2017 HONORS

STUDENT-ATHLETES

Devin Bush, Linebacker

Butkus Award (finalist)
Bednarik Award (watch list)
Sporting News Midseason All-America Team
Sports Illustrated Midseason All-America Team

Mason Cole, Offensive Line

Voted Team Captain
Outland Trophy (watch list)

Chris Evans, Tailback

co-Big Ten Offensive Player of the Week (Minnesota)

Rashan Gary, Defensive End

Walter Camp Award (watch list)
Bednarik Award (watch list)
Nagurski Trophy (watch list)
Ted Hendricks Award (watch list)

Jordan Glasgow, Safety

CoSIDA Academic All-District first team

Karan Higdon, Tailback

co-Big Ten Offensive Player of the Week (Minnesota)

Khaleke Hudson, Linebacker/Defensive Back

co-Big Ten Defensive Player of the Week (Minnesota)

Maurice Hurst, Defensive Tackle

Bednarik Award (semifinalist)
Nagurski Trophy (watch list)
Outland Trophy (watch list)
Associated Press Midseason All-America Team

Tyree Kinnel, Safety

Big Ten Defensive Player of the Week (Cincinnati)

Mike McCray, Linebacker

Voted Team Captain
Butkus Award (watch list)

Bryan Mone, Defensive Tackle

Polynesian College Football Player of the Year (watch list)

Quinn Nordin, Kicker

Lou Groza Award (semifinalist)
The Athletic Midseason All-America Team
Sports Illustrated Midseason All-America Second Team
Big Ten Special Teams Player of the Week (Air Force)
co-Big Ten Special Teams Player of the Week (Florida)

Wilton Speight, Quarterback

Maxwell Award (watch list)
Davey O'Brien Award (watch list)

Tyrone Wheatley, Tight End

Mackey Award (watch list)

Chase Winovich, Defensive End

Bednarik Award (watch list)
Walter Camp Football Foundation Defensive Player of the Week (Purdue)
co-Big Ten Defensive Player of the Week (Purdue)

Michael Wroblewski, Linebacker

National Football Foundation and College Football Hall of Fame Scholar-Athletes (semifinalist)

COACHES

Jim Harbaugh

Bobby Dodd Trophy (watch list)

Don Brown

Broyles Award (candidate)

Florida, Sept 2, 2017

Offensive Player of the Game: Ty Isaac
Defensive Player of the Game: Devin Bush
Special Teams Player of the Game: Nate Schoenle
Offensive Lineman of the Game: Patrick Kugler
Defensive Lineman of the Game: Chase Winovich
Scout Team Players of the Week: Andrew Vastardis (off.), Jacob McCurry (def.), Carl Myers (st)
Big Hit of the Week: Chase Winovich

Cincinnati, Sept. 9, 2017

Offensive Player of the Game: Ty Isaac
Defensive Player of the Game: Tyree Kinnel
Special Teams Player of the Game: James Foug
Offensive Lineman of the Game: Mason Cole
Defensive Lineman of the Game: Maurice Hurst
Scout Team Players of the Week: Dylan McCaffrey (off.), Jameson Offerdahl (def.), Jameson Offerdahl (st)
Big Hit of the Week: Tyree Kinnel

Air Force, Sept. 16, 2017

Offensive Player of the Game: Donovan Peoples-Jones
Defensive Player of the Game: Mike McCray
Special Teams Player of the Game: Quinn Nordin
Offensive Lineman of the Game: Ben Bredeson
Defensive Lineman of the Game: Chase Winovich
Scout Team Players of the Week: Joe Hewlett (off.), Louis Grodman (def.), Hunter Reynolds (st)
Big Hit of the Week: Rashan Gary

Purdue, Sept. 23, 2017

Offensive Player of the Game: John O'Korn
Defensive Player of the Game: Chase Winovich
Special Teams Player of the Game: Brandon Watson
Offensive Lineman of the Game: Michael Onwenu
Defensive Lineman of the Game: Chase Winovich
Scout Team Players of the Week: Jared Char (off.), Ron Johnson (def.), Jacob McCurry (st)
Big Hit of the Week: Devin Bush

Indiana, Oct. 14, 2017

Offensive Player of the Game: Karan Higdon
Defensive Player of the Game: Lavert Hill
Special Teams Player of the Game: Quinn Nordin
Offensive Lineman of the Game: Mason Cole
Defensive Lineman of the Game: Rashan Gary
Scout Team Players of the Week: Alex Malzone (off.), Jack Dunaway (def.), Jameson Offerdahl (st)
Big Hit of the Week: Chase Winovich

Purdue, Sept. 23, 2017

Offensive Player of the Game: Sean McKeon
Defensive Player of the Game: Maurice Hurst
Special Teams Player of the Game: Jordan Glasgow
Offensive Lineman of the Game: Mason Cole
Defensive Lineman of the Game: Maurice Hurst
Scout Team Players of the Week: Tru Wilson (off.), Jameson Offerdahl (def.), Louis Grodman (st)
Big Hit of the Week: Chase Winovich

Minnesota, Nov. 4, 2017

Offensive Player of the Game: Karan Higdon and Chris Evans
Defensive Player of the Game: Khaleke Hudson
Special Teams Player of the Game: Jordan Glasgow and Ben Mason
Offensive Lineman of the Game: Ben Bredeson
Defensive Lineman of the Game: Maurice Hurst
Scout Team Players of the Week: Jacob McCurry (off.), Dane Drobocky (def.), Nick Volk (st)
Big Hit of the Week: Chase Winovich

Maryland, Nov. 11, 2017


Offensive Player of the Game: Brandon Peters
Defensive Player of the Game: David Long
Special Teams Player of the Game: Josh Metellus
Offensive Lineman of the Game: Juwann Bushell-Beatty
Defensive Lineman of the Game: Rashan Gary, Maurice Hurst, Chase Winovich
Scout Team Players of the Week: Sean Fitzgerald (off.), Carl Myers (def.), Jared Davis (st)
Big Hit of the Week: Gary, Hurst, Josh Uche



TOM BRADY, QB
New England Patriots
18th Season



ALAN BRANCH, DT
New England Patriots
11th Season



DAVID HARRIS, LB
New England Patriots
11th Season



LEON HALL, CB
Free Agent
10th Season



CHAD HENNE, QB
Jacksonville Jaguars
10th Season

MICHIGAN'S NFL FACTS AND INFORMATION

- U-M led all schools with 11 players selected during the 2017 NFL Draft.
- The Wolverines had a school record 14 players attend the 2017 NFL Scouting Combine.
- All 19 Wolverines that worked out at the school's pro day were signed to NFL contracts (11 draftees and eight free agents).
- Michigan is the only school to have a player selected in every NFL Draft; 79 consecutive selection meetings with a Wolverine chosen.
- There are four Wolverines that were selected in the first round of the NFL Draft still active in the league: CB Leon Hall, DE Brandon Graham, OT Taylor Lewan and S Jabrill Peppers.
- Since the inaugural draft in 1938, a total of 362 Michigan players have been selected.
- A total of 52 players have been chosen in the first round of the draft (AAFC, AFL and NFL).
- Tom Harmon (1941) and Jake Long (2008) were the first overall picks in the NFL Draft.
- Seven individuals have been inducted into the Pro Football Hall of Fame: Elroy Hirsch (1968), Bill Hewitt (1971), Len Ford (1976), Dan Dierdorf (1996), Tom Mack (1999), George Allen (2002) and Benny Friedman (2005)

ACTIVE PLAYERS WITH SUPER BOWL RINGS

Tom Brady (5): XXVI, XXXVIII, XXXIX, XLVI, LI
 Alan Branch (2): XLVI, LI
 Michael Schofield (1): L

ACTIVE PLAYERS WITH SUPER BOWL EXPERIENCE

Tom Brady (6): XXVI, XXXVIII, XXXIX, XLII, XLVI, LI
 Alan Branch (3): XLIII, XLVI, LI
 Devin Funchess (1): L
 Michael Schofield (1): L

ACTIVE PLAYERS WITH PRO BOWL EXPERIENCE

Tom Brady (12): 2001, '04, '05, '07, '09-'15, '16
 Taylor Lewan (1): 2016



2017 TEAM ROSTER

Player (Jersey #)	Team	Pos.
<i>Kenny Allen (3)</i>	Baltimore Ravens	P
Brennen Beyer (45)	Free Agent	OLB
Ben Braden (69) #	New York Jets	OG
Tom Brady (12)	New England Patriots	QB
Alan Branch (97)	New England Patriots	DT
Jake Butt (80) ^	Denver Broncos	TE
Taco Charlton (97)	Dallas Cowboys	DE
Jehu Chesson (80)	Kansas City Chiefs	WR
Frank Clark (55)	Seattle Seahawks	DE
Jeremy Clark (34) ^	New York Jets	CB
Amara Darboh (84)	Seattle Seahawks	WR
Devin Funchess (17)	Carolina Panthers	WR
Ben Gedeon (42)	Minnesota Vikings	LB
Graham Glasgow (60)	Detroit Lions	OG
Ryan Glasgow (67)	Cincinnati Bengals	DT
Matt Godin (69) *	Houston Texans	DE
Brandon Graham (55)	Philadelphia Eagles	DE
Leon Hall		CB
David Harris (52)	New England Patriots	LB
Chad Henne (7)	Jacksonville Jaguars	QB
Willie Henry (69)	Baltimore Ravens	DT
Delano Hill (44)	Seattle Seahawks	S
Kyle Kalis (67)	Indianapolis Colts	OG
Joe Kerridge (40) *	Green Bay Packers	FB
Taylor Lewan (77)	Tennessee Titans	OT
Jourdan Lewis (27)	Dallas Cowboys	CB
Erik Magnuson (62)	San Francisco 49ers	OL
Patrick Omahew (77)	Jacksonville Jaguars	OL
Jabrill Peppers (27)	Cleveland Browns	S
Denard Robinson		RB
Jake Rudock (14)	Detroit Lions	QB
Jake Ryan (47)	Green Bay Packers	LB
Michael Schofield (79)	Los Angeles Chargers	OG
De'Veon Smith (38) #	Miami Dolphins	RB
Channing Stribling (38) #	Indianapolis Colts	CB
Dymonte Thomas (35) #	Denver Broncos	S
Fitzgerald Toussaint (33) #	Pittsburgh Steelers	RB
<i>Matt Wile (6)</i>	<i>Arizona Cardinals</i>	<i>P</i>
Jarrod Wilson (47)	Jacksonville Jaguars	S
Chris Wormley (93)	Baltimore Ravens	DE

Players in Italics were released

signed to the team's practice squad

* placed on injured reserve

^ players placed on the non-football injury/reserve list

Former Players Coaching in the NFL

Larry Foote, ILB.....Arizona Cardinals
 Harold Goodwin, OC.....Arizona Cardinals
 James Hall, Dir. Player Engagement..... San Francisco 49ers
 Jim Herrmann, LB.....Indianapolis Colts
 Doug Mallory, LB.....Atlanta Falcons
 Mike Mallory, Special Teams..... Jacksonville Jaguars
 Adam Stenavich, Asst. OL..... San Francisco 49ers
 Mike Trgovac, DL.....Green Bay Packers
 Tyrone Wheatley, RB..... Jacksonville Jaguars

Former U-M Assistant Coaches in the NFL

Paul Alexander, OL..... Cincinnati Bengals
 Teryl Austin, DC.....Detroit Lions
 Mike Bajakian, QB.....Tampa Bay Buccaneers
 Shane Day, TE.....Miami Dolphins
 Randy Fichtner, QB.....Pittsburgh Steelers
 Greg Jackson, S.....Dallas Cowboys
 John McNulty, TE.....Los Angeles Chargers
 Aubrey Pleasant, CB.....Los Angeles Rams
 Bill Sheridan, LB.....Detroit Lions
 Bob Sutton, DC.....Kansas City Chiefs
 Aaron Wellman, Strength Coach.....New York Giants

MICHIGAN FOOTBALL SUPERLATIVES

BY THE NUMBERS

- 1 Rank in All-Time Victories
- 2 Super Bowl Most Valuable Players
- 2 Four-time All-Big Ten first team Players
- 3 Heisman Trophy Winners
- 4 National Coach of the Year Winners
- 6 Retired Jersey (11, 21, 47, 48, 87, 98)
- 7 NFL Hall of Famers
- 8 National Football Foundation Scholar-Athletes
- 11 National Titles
- 12 National Award Winners
- 15 Associated Press Top 5 Finishes
- 17 *Chicago Tribune* Big Ten MVPs
- 20 Rose Bowl Appearances
- 20 Head Coaches
- 21 Bowl Game Victories
- 29 Academic All-Americans
- 33 College Football Hall of Fame Members
- 42 Big Ten Titles
- 45 All-Time Bowl Game Appearances
- 49 First-Round Draft Picks
- 58 Appearances in Final AP Polls
- 81 Consensus All-Americans
- 90 Years at Michigan Stadium
- 97 Appearances in NFL Pro Bowl (34 players)
- 100 Super Bowl Appearance by Wolverines (92 playing, 8 coaching)
- 113 Games against Ohio State
- 121 Winning Seasons
- 125 First-Team All-Americans
- 138 Years of Football
- 151 Opponents Faced
- 155 Assistant Coaches
- 183 Academic All-Big Ten Players
- 367 All-Time NFL Draft Picks
- 412 All-Big Ten first-team Players
- 424 Wins at Michigan Stadium
- 455 All-Time Television Appearances
- 503 Big Ten Wins
- 726 Big Ten Games
- 943 All-Time Victories
- 1,316 Total Games Played
- 3,012 All-Time Football Lettermen (1902-)
- 31,457 Points Scored in U-M History
- 107,601 Capacity of Michigan Stadium




"The Game" between Michigan and Ohio State has been selected as the greatest rivalry in all of sports



Tom Brady
Five-time Super Bowl Champion
Four-time Super Bowl MVP



20 Rose Bowl Appearances
The most of any Big Ten Conference school and the second-most all-time by any school



Dan Dierdorf
1996 Pro Football Hall of Fame Inductee;
one of seven Wolverines enshrined



Mark Messner (#60) and Steve Hutchinson (#76)
Four-time All-Big Ten first team performers



11 National Titles & 42 Big Ten Championships



Michigan Stadium (107,601) is the largest venue in college and professional football



Michigan leads all of college football in television appearances



Top 5 College Football Stadiums		
School	Stadium	Capacity
Michigan	Michigan	107,601
Penn State	Beaver	106,572
Tennessee	Neyland	104,048
Ohio State	Ohio	102,329
Alabama	Bryant-Denny	101,000

Top 10 Stadium Crowds		
Game	Year	Attendance
Notre Dame	2013	115,109*
Notre Dame	2011	114,804
Ohio State	2011	114,132
Michigan State	2012	113,833
Nebraska	2011	113,718
Ohio State	2013	113,518
Penn State	2014	113,085
Connecticut	2010	113,090
Michigan State	2010	113,065
Iowa	2012	113,016

*NCAA regular-season record

Michigan Stadium -- 1927-2016 (90 Years)

The football program is in its 90th season in the "Big House" in 2016, with a 424-128-15 all-time record at Michigan Stadium. The largest college football stadium in the country, it was completed in 1927 at a cost of \$950,000, initially seating 72,000 fans. Michigan won the first game played at Michigan Stadium, defeating Ohio Wesleyan, 33-0, on Oct. 1, 1927. The stadium was officially dedicated on Oct. 22, 1927, with a 21-0 shutout over Ohio State.

Since that inaugural season, the capacity of Michigan Stadium has been altered 10 times to its present capacity of 107,601. The Wolverines have led the nation in attendance 38 times in the past 40 years, and reestablished the NCAA single-game attendance record at 115,109 fans during the 2013 Notre Dame game.

Michigan has drawn crowds of 100,000-plus for 278 consecutive games. On football Saturdays in Ann Arbor, Michigan Stadium ranks as the fourth-largest "city" in the state of Michigan, surpassing the population of Ann Arbor itself.

Michigan Stadium was the first college-owned football facility with a video scoreboard above both end zones and was also the first stadium to use electronic scoreboards for official time when, in 1930, two were installed.

CAPACITY: 107,601 -- the largest college-owned structures of its kind designed solely for football -- closer to the playing field with no running track -- no posts or other obstructions.

COMPLETION: 1927 --- at a cost in excess of \$950,000 to seat 72,000 spectators. Capacity raised to 84,401 by addition of temporary wooden bleachers until 1949 when permanent steel stands replaced the wooden bleachers, increasing the capacity to 97,239. Seating capacity then raised to 101,001 in 1956, 101,701 in 1973, 102,501 in 1992 and 107,501 in 1998.

FIRST GAME: October 1, 1927 -- Michigan led by Captain Bennie Oosterbaan, defeated Ohio Wesleyan, 33-0. LaVerne (Kip) Taylor, Michigan end, scored first in the stadium on a 28-yard pass from halfback Louis Gilbert.

DEDICATION GAME: October 22, 1927 -- Michigan defeated Ohio State, 21-0.

REDEDICATION GAME: September 4, 2010 -- vs. Connecticut.

ATTENDANCE: Since 1927, 49,644,850 fans have watched the Wolverines play 567 games. Stadium attendance record of 115,109 was set on Sept. 7, 2013 against Notre Dame.

FIELD: 360 x 160 feet -- Installed new FieldTurf in 2010. The original FieldTurf surface was installed in 2003, returning Michigan to an artificial surface for the first time since the 1990 season. Installed Prescription Athletic Turf in 1991, giving Michigan its first natural grass field since 1968. Field was also lowered 3-1/2 feet allowing better sightlines for those seated in the lower rows.

100,000-Plus Crowds at Michigan Stadium

The football program has played 278 consecutive home games in front of crowds in excess of 100,000. The last time Michigan did not have 100,000 in attendance in Michigan Stadium was on Oct. 25, 1975 vs. Indiana. A crowd of 93,857 was on hand for the 55-7 Michigan victory.

Since then, Michigan has set numerous NCAA attendance marks and the Wolverines have led the nation for 38 of the past 40 seasons in attendance.

Michigan Stadium Milestone Games

No.	Date	Opponent	Result	Score
1	Oct. 1, 1927	Ohio Wesleyan	W	33-0
50	Nov. 2, 1935	Pennsylvania	W	16-6
100	Sept. 15, 1945	Great Lakes	W	27-2
200	Oct. 14, 1961	Michigan State	L	0-28
250	Oct. 11, 1969	Purdue	W	31-20
300	Sept. 24, 1977	Navy	W	14-7
400	Sept. 11, 1993	Notre Dame	L	23-27
500	Sept. 27, 2008	Wisconsin	W	27-25

Michigan Stadium Milestone Wins

No.	Date	Opponent	Score
1	Oct. 1, 1927	Ohio Wesleyan	33-0
50	Sept. 27, 1941	Michigan State	19-7
100	Oct. 11, 1952	Indiana	28-13
200	Oct. 18, 1975	Northwestern	69-0
250	Oct. 27, 1984	Illinois	26-18
300	Aug. 26, 1995	Virginia	18-17
350	Oct. 25, 2003	Purdue	31-3

University of Michigan Home Stadiums

Stadium	Years	Games	Win	Loss	Tie	Capacity (Yr)
Ann Arbor Sites.....	1883-1892	18	17	1	0	
Regents Field.....	1893-1905	92	87	2	3	400 (1893) 800 (1896)
Ferry Field.....	1906-1926	104	88	14	2	18,000 (1906) 25,000 (1914) 40,000 (1921) 46,000 (1926)
Michigan Stadium.....	1927-2016	567	424	128	15	72,000 (1927) 84,401 (1927) 85,753 (1928) 97,239 (1949) 101,001 (1956) 101,701 (1973) 102,501 (1992) 107,501 (1998) 106,201 (2008) 109,901 (2010) 107,601 (2015)
Total Ann Arbor Record		774	612	142	20	
In Detroit	1879-1901	18	12	5	1	
Total Home Record		792	624	147	21	

MICHIGAN FOOTBALL 2017 ROSTERS

NUMERICAL ROSTER

NO.	PLAYER	POS.
1	Crawford, Kekoa*	WR
1	Thomas, Ambry	DB
2	Kemp, Carlo	DL
2	Martin, Oliver	WR
3	Speight, Wilton**	QB
3	Gary, Rashaan*	DL
3	Nordin, Quinn	K
3	Robbins, Brad	P
4	Collins, Nico	WR
4	Jones, Reuben*	DL
5	Solomon, Aubrey	DL
5	Taylor, Kurt	RB
6	Walker, Kareem	RB
6	Sessa, Michael	QB
6	Tice, Ryan*	K
7	Black, Tarik	WR
7	Hudson, Khaleke*	DB
8	O'Korn, John*	QB
8	Singleton, Drew	LB
9	McCray, Mike**	LB
9	Peoples-Jones, Donovan	WR
10	Bush, Devin*	LB
10	McCaffrey, Dylan	QB
12	Evans, Chris*	RB
12	Ross, Josh	LB
13	McDoom, Eddie*	WR
14	Metellus, Josh*	DB
14	Harris, Drake**	WR
15	Winovich, Chase**	DL
15	Moore, Garrett*	QB
15	Malzone, Alex*	QB
16	Kelly-Powell, Jaylen	DB
16	Wangler, Jack**	WR
17	Wheatley, Tyrone*	TE
17	Hart, Will	P
18	Peters, Brandon	QB
18	Vilain, Luiji	DL
19	Poggi, Henry***	FB
19	Paye, Kwity	DL
20	Wilson, Tru*	RB
20	Hawkins, Brad	DB
20	Mitchell, Matt	DB
22	Higdon, Karan**	RB
22	Long, David	DB
23	Kinnel, Tyree**	DB
23	Samuels, O'Maury	RB
23	Davis, Jared	DB
24	Hill, Lavert*	DB
24	Martin, Jake	WR
25	St-Juste, Benjamin	DB
26	Woods, J'Marick	DB
27	Hewlett, Joe*	RB
27	Reynolds, Hunter	DB
28	Watson, Brandon**	DB
28	Brenner, Austin	DB
29	Glasgow, Jordan*	DB
29	White, Brendan	WR
30	Beneducci, Joe*	FB
30	Cochran, Tyler	DB
31	Foug, James*	K
31	Paea, Phillip	DL
32	Isaac, Ty**	RB
32	Grodman, Louis	DB
33	Cheeseman, Camaron	LS
34	Anthony, Jordan	LB
34	Ferris, Kenneth	TE
35	Uche, Josh	LB

ALPHABETICAL ROSTER

NO.	PLAYER	POS.	HT.	WT.	YEAR	HOMETOWN (HIGH SCHOOL/PREVIOUS SCHOOL)
34	Anthony, Jordan	LB	6-0	236	Fr.	Silver Springs, Md. (IMG Academy, Fla.)
44	Baldeck, Matt	LS	6-0	210	Fr.	Lewistown, Idaho (Lewiston)
30	Beneducci, Joe*	FB	5-9	229	Sr.	Far Hills, N.J. (West Morris Mendham)
7	Black, Tarik	WR	6-3	206	Fr.	Hamden, Conn. (Cheshire Academy)
74	Bredeson, Ben*	OL	6-5	308	So.	Hartland, Wisc. (Arrowhead)
28	Brenner, Austin	DB	6-2	189	Sr.	Saline, Mich. (Saline)
46	Brown, Matt	FB	6-0	220	Fr.	Solon, Ohio (Solon)
89	Bunting, Ian**	TE	6-7	252	Sr.	Hinsdale, Ill. (Hinsdale Central)
10	Bush, Devin*	LB	5-11	225	So.	Pembroke Pines, Fla. (Flanagan)
45	Bush, Peter	FB	6-2	225	So.	Newport Beach, Calif. (Corona Del Mar)
76	Bushell-Beatty, Juwann**	OL	6-6	315	Sr.	Paramus, N.J. (Paramus Catholic)
39	Carlton, Alex	K	6-0	187	5th	Wilmington, Del. (Newark/Army West Point)
44	Char, Jared	RB	5-10	192	So.	Farmington Hills, Mich. (Harrison)
33	Cheeseman, Camaron	LS	6-4	239	So.	New Albany, Ohio (Gahanna Lincoln)
35	Chu, Brian	LB	5-10	230	Sr.	Kuala Lumpur, Malaysia
30	Cochran, Tyler	DB	6-1	194	So.	Royal Oak, Mich. (Orchard Lake St. Mary's)
52	Cole, Mason***	OL	6-5	297	Sr.	Tarpon Springs, Fla. (East Lake)
4	Collins, Nico	WR	6-4	206	Fr.	Birmingham, Ala. (Clay-Chalkville)
1	Crawford, Kekoa*	WR	6-2	187	So.	Rancho Santa Margarita, Calif. (Santa Margarita Catholic)
23	Davis, Jared	DB	6-1	180	Fr.	Frankenmuth, Mich. (Frankenmuth)
37	Drobocky, Dane	DL	6-3	234	So.	Bowling Green, Ky. (Bowling Green)
88	Dunaway, Jack	LB	6-2	241	Jr.	Bloomfield Hills, Mich. (Brother Rice)
50	Dwumfour, Michael	DL	6-2	290	So.	Wayne, N.J. (DePaul Catholic)
86	Edmonds, Conner	TE	6-5	252	So.	Richfield, Wisc. (Germantown)
82	Eubanks, Nick	TE	6-5	240	So.	Plantation, Fla. (American Heritage)
12	Evans, Chris*	RB	5-11	206	So.	Indianapolis, Ind. (Ben Davis)
41	Fakih, Adam	LB	6-2	210	Fr.	Beverly Hills, Mich. (Detroit Country Day)
34	Ferris, Kenneth	TE	6-5	244	Jr.	Fowlerville, Mich. (Fowlerville)
38	Files, Joseph	TE	6-4	247	Jr.	Lake Orion, Mich. (Cranbrook Kingwood)
66	Filiaga, Chuck	OL	6-6	345	Fr.	Aledo, Texas (Aledo)
62	Fitzgerald, Sean	OL	6-3	311	Fr.	Mt. Pleasant, Mich. (Mt. Pleasant)
31	Foug, James*	K	5-11	178	Sr.	Palo Alto, Calif. (Palo Alto)
59	Furbush, Noah**	LB	6-5	240	Sr.	Kenton, Ohio (Kenton)
3	Gary, Rashaan*	DL	6-5	281	So.	Plainfield, N.J. (Paramus Catholic)
83	Gentry, Zach*	TE	6-7	248	Jr.	Albuquerque, N.M. (Eldorado)
36	Gil, Devin	LB	6-2	220	So.	Pembroke Pines, Fla. (Flanagan)
29	Glasgow, Jordan*	DB	6-1	210	Jr.	Aurora, Ill. (Marmion Academy)
32	Grodman, Louis	DB	5-11	188	Jr.	Commerce, Mich. (Walled Lake Northern)
73	Hall, Ja'Raymond	OL	6-5	282	Fr.	Detroit, Mich. (Oak Park)
14	Harris, Drake**	WR	6-4	188	Sr.	Grand Rapids, Mich. (Grand Rapids Christian)
17	Hart, Will	P	6-3	196	So.	Hunting Valley, Ohio (University School)
20	Hawkins, Brad	DB	6-2	204	Fr.	Pennsauken, N.J. (Suffield Academy, Conn.)
27	Hewlett, Joe*	RB	6-0	196	Sr.	Novi, Mich. (Northville)
22	Higdon, Karan**	RB	5-10	190	Jr.	Sarasota, Fla. (Riverview)
80	Hill, Khalid***	FB	6-2	265	5th	Detroit, Mich. (East English Village Prep Academy)
24	Hill, Lavert*	DB	5-11	177	So.	Detroit, Mich. (Martin Luther King)
59	Honigford, Joel	OL	6-6	275	Fr.	Sugarcreek, Ohio (Garaway)
55	Hudson, James	OL	6-5	302	Fr.	Toledo, Ohio (Central Catholic)
7	Hudson, Khaleke*	DB	6-0	205	So.	McKeesport, Pa. (McKeesport)
73	Hurst, Maurice***	DL	6-2	280	5th	Westwood, Mass. (Xaverian Brothers)
44	Irving-Bey, Deron	DL	6-5	274	Fr.	Flint, Mich. (Southwestern Academy)
32	Isaac, Ty**	RB	6-3	228	5th	Joliet, Ill. (Joliet Catholic Academy)
95	Jeter, Donovan	DL	6-3	288	Fr.	Beaver Falls, Pa. (Beaver Falls)
97	Johnson, Ron	DL	6-4	264	So.	Camden, N.J. (Camden)
61	Jokisch, Dan	OL	6-4	251	So.	Clarkston, Mich. (Orchard Lake St. Mary's)
37	Jones, Bradford	TE	6-3	237	Sr.	Bloomfield Hills, Mich. (Brother Rice)
4	Jones, Reuben*	DL	6-4	245	Jr.	Lakeland, Fla. (Lake Gibson)
58	Kaminski, Alex	LB	5-11	226	Sr.	Ada, Mich. (Lowell)
16	Kelly-Powell, Jaylen	DB	6-0	173	Fr.	Detroit, Mich. (Cass Technical)
2	Kemp, Carlo	DL	6-3	264	So.	Boulder, Colo. (Fairview)
43	Kim, Eric	WR	6-2	205	So.	Mercer Island, Wash. (Mercer Island)
23	Kinnel, Tyree**	DB	5-11	201	Jr.	Huber Heights, Ohio (Wayne)
57	Kugler, Patrick**	OL	6-5	296	5th	Wexford, Pa. (North Allegheny)
39	Latham, Evan	WR	6-2	191	Fr.	Dearborn, Mich. (Divine Child)
22	Long, David	DB	5-11	187	So.	Los Angeles, Calif. (Loyola)
99	Luby, John	DL	6-6	241	Jr.	Lake Orion, Mich. (Lake Orion)
15	Malzone, Alex*	QB	6-2	228	Jr.	Farmington Hills, Mich. (Brother Rice)

MICHIGAN FOOTBALL 2017 ROSTERS

NO.	PLAYER	POS.	HT.	WT.	YEAR	HOMETOWN (HIGH SCHOOL/PREVIOUS SCHOOL)
93	Marshall, Lawrence**	DL	6-4	285	Sr.	Southfield, Mich. (Southfield)
24	Martin, Jake	WR	5-11	191	So.	Grand Rapids, Mich. (Forest Hills Northern)
2	Martin, Oliver	WR	6-1	198	Fr.	Coralville, Iowa (West Senior)
42	Mason, Ben	FB	6-3	251	Fr.	Newtown, Conn. (Newtown)
52	Mbem-Bosse, Elysee*	LB	6-3	232	So.	Ellenwood, Ga. (Cedar Grove)
10	McCaffrey, Dylan	QB	6-5	199	Fr.	Castle Rock, Colo. (Valor Christian)
9	McCray, Mike**	LB	6-4	242	5th	Trotwood, Ohio (Trotwood-Madison)
43	McCurry, Jacob	DB	6-0	180	Fr.	Solon, Ohio (Solon)
13	McDoom, Eddie*	WR	6-0	181	So.	Winter Garden, Fla. (West Orange)
84	McKeon, Sean*	TE	6-5	248	So.	Dudley, Mass. (Shepherd Hill Regional)
14	Metellus, Josh*	DB	6-0	199	So.	Pembroke Pines, Fla. (Flanagan)
20	Mitchell, Matt	DB	5-10	185	Sr.	Dexter, Mich. (Dexter)
90	Mone, Bryan**	DL	6-4	325	Sr.	Salt Lake City, Utah (Highland)
15	Moore, Garrett*	QB	6-5	214	5th	Northville, Mich. (Detroit Catholic Central)
54	Myers, Carl	DL	6-3	276	So.	Grand Rapids, Mich. (West Catholic)
77	Newsome, Grant**	OL	6-7	314	Jr.	McLean, Va. (The Lawrenceville School, N.J.)
3	Nordin, Quinn	K	6-1	195	So.	Rockford, Mich. (Rockford)
8	O'Korn, John*	QB	6-4	211	5th	Huntingdon, Pa. (St. Thomas Aquinas, Fla./Houston)
56	Offerdahl, Jameson	LB	6-2	218	Jr.	Fort Lauderdale, Fla. (Cardinal Gibbons)
50	Onwenu, Michael*	OL	6-3	350	So.	Detroit, Mich. (Cass Technical)
31	Paea, Phillip	DL	6-4	275	Fr.	Berrien Springs, Mich. (Berrien Springs)
19	Paye, Kwity	DL	6-4	241	Fr.	Providence, R.I. (Bishop Hendricken)
9	Peoples-Jones, Donovan	WR	6-2	199	Fr.	Southfield, Mich. (Cass Technical)
88	Perry, Grant**	WR	6-0	191	Jr.	Bloomfield Hills, Mich. (Brother Rice)
18	Peters, Brandon	QB	6-5	220	So.	Avon, Ind. (Avon)
49	Plocki, Tyler	FB	6-1	219	Fr.	Saline, Mich. (Saline)
19	Poggi, Henry***	FB	6-4	244	5th	Baltimore, Md. (Gilman School)
27	Reynolds, Hunter	DB	6-0	188	Fr.	South Orange, N.J. (Choate Rosemary Hall, Conn.)
3	Robbins, Brad	P	6-2	181	Fr.	Westerville, Ohio (Westerville South)
92	Robertson, Cheyenn	LB	6-3	228	Jr.	Union City, NJ (St. Peter's Prep)
49	Robinson, Andrew**	LS	6-0	221	Sr.	Troy, Mich. (Troy Athens)
79	Robinson, Greg	OL	6-6	288	So.	Hudson, Ohio (Hudson)
12	Ross, Josh	LB	6-2	229	Fr.	Southfield, Mich. (St. Mary's Preparatory)
51	Ruiz, Cesar	OL	6-4	316	Fr.	Pennsauken, N.J. (IMG Academy, Fla.)
75	Runyan, Jon	OL	6-4	298	Jr.	Moorestown, N.J. (St. Joseph's Prep, Pa.)
23	Samuels, O'Maury	RB	5-10	192	Fr.	Los Lunas, N.M. (Los Lunas)
81	Schoenle, Nate	WR	6-2	192	So.	Plymouth, Mich. (Ann Arbor Gabriel Richard)
82	Selzer, Carter	TE	6-8	222	Fr.	Kansas City, Mo. (Rockhurst)
6	Sessa, Michael	QB	6-8	210	So.	Hinsdale, Ill. (Hinsdale Central)
45	Shibley, Adam	LB	6-1	225	Fr.	Cleveland, Ohio (St. Ignatius)
8	Singleton, Drew	LB	6-2	219	Fr.	Union City, NJ (Paramus Catholic)
5	Solomon, Aubrey	DL	6-3	297	Fr.	Leesburg, Ga. (Lee County)
72	Spanellis, Stephen	OL	6-5	307	So.	Baltimore, Md. (Gilman)
67	Speight, Jess	OL	6-4	289	Fr.	Richmond, Va. (The Collegiate School)
3	Speight, Wilton**	QB	6-6	240	Sr.	Richmond, Va. (The Collegiate School)
25	St-Juste, Benjamin	DB	6-3	193	Fr.	Rosemere, Quebec (Cegep du Vieux Montreal)
71	Stueber, Andrew	OL	6-7	314	Fr.	Darien, Conn. (Darien)
5	Taylor, Kurt	RB	5-8	194	Fr.	Covington, Ga. (Grayson)
1	Thomas, Ambry	DB	6-0	179	Fr.	Detroit, Mich. (Martin Luther King)
6	Tice, Ryan*	K	6-1	172	Jr.	Saline, Mich. (Saline)
35	Uche, Josh	LB	6-3	226	So.	Miami, Fla. (Columbus)
70	Ulizio, Nolan*	OL	6-5	295	Jr.	West Chester, Ohio (Lakota West)
68	Vastardis, Andrew	OL	6-3	311	So.	Ashburn, Va. (Stone Bridge)
18	Vilain, Luiji	DL	6-4	242	Fr.	Ottawa, Canada (Episcopal, Virginia)
40	Volk, Nick*	FB	5-11	257	Sr.	Frankenmuth, Mich. (Frankenmuth)
6	Walker, Kareem	RB	6-1	211	So.	Irvington, N.J. (DePaul Catholic)
16	Wangler, Jack**	WR	6-1	202	5th	Royal Oak, Mich. (De La Salle)
38	Wangler, Jared**	FB	6-2	240	Sr.	Royal Oak, Mich. (De La Salle)
28	Watson, Brandon**	DB	5-11	200	Sr.	Wilmington, Del. (Eastern Christian Academy)
85	Ways, Maurice**	WR	6-3	215	Sr.	Beverly Hills, Mich. (Detroit Country Day)
41	West, Jacob	DB	6-1	205	Jr.	Pinckney, Mich. (Pinckney)
17	Wheatley, Tyrone*	TE	6-6	265	Jr.	Buffalo, N.Y. (Canisius)
29	White, Brendan	WR	6-1	194	Jr.	Scottsdale, Ariz. (Notre Dame Prep)
20	Wilson, Tru	RB	5-10	200	So.	Warren, Mich. (De La Salle)
15	Winovich, Chase*	DL	6-3	253	Sr.	Jefferson Hills, Pa. (Thomas Jefferson)
26	Woods, J'Marick	DB	6-3	203	Fr.	Florence, Ala. (Florence)
46	Wroblewski, Michael*	LB	6-2	237	5th	Saint Clair Shores, Mich. (Detroit Jesuit)

* denotes letters earned

NO.	PLAYER	POS.
35	Chu, Brian	LB
36	Gil, Devin	LB
37	Droboccky, Dane	DL
37	Jones, Bradford	TE
38	Wangler, Jared**	FB
38	Files, Joseph	TE
39	Carlton, Alex	K
39	Latham, Evan	WR
40	Volk, Nick*	FB
41	West, Jacob	DB
41	Fakih, Adam	LB
42	Mason, Ben	FB
43	McCurry, Jacob	DB
43	Kim, Eric	WR
44	Char, Jared	RB
44	Irving-Bey, Deron	DL
44	Baldeck, Matt	LS
45	Bush, Peter	FB
45	Shibley, Adam	LB
46	Wroblewski, Michael*	LB
46	Brown, Matt	FB
49	Robinson, Andrew**	LS
49	Plocki, Tyler	FB
50	Onwenu, Michael*	OL
50	Dwumfour, Michael	DL
51	Ruiz, Cesar	OL
52	Cole, Mason***	OL
52	Mbem-Bosse, Elysee*	LB
54	Myers, Carl	DL
55	Hudson, James	OL
56	Offerdahl, Jameson	LB
57	Kugler, Patrick**	OL
58	Kaminski, Alex	LB
59	Furbush, Noah**	LB
59	Honigford, Joel	OL
61	Jokisch, Dan	OL
62	Fitzgerald, Sean	OL
66	Filiaga, Chuck	OL
67	Speight, Jess	OL
68	Vastardis, Andrew	OL
70	Ulizio, Nolan*	OL
71	Stueber, Andrew	OL
72	Spanellis, Stephen	OL
73	Hurst, Maurice**	DL
73	Hall, Ja'Raymond	OL
74	Bredeson, Ben*	OL
75	Runyan, Jon	OL
76	Bushell-Beatty, Juwann**	OL
77	Newsome, Grant**	OL
79	Robinson, Greg	OL
80	Hill, Khalid***	FB
81	Schoenle, Nate	WR
82	Eubanks, Nick	TE
82	Selzer, Carter	TE
83	Gentry, Zach*	TE
84	McKeon, Sean*	TE
85	Ways, Maurice**	WR
86	Edmonds, Conner	TE
88	Perry, Grant**	WR
88	Dunaway, Jack	LB
89	Bunting, Ian*	TE
90	Mone, Bryan**	DL
92	Robertson, Cheyenn	LB
93	Marshall, Lawrence**	DL
95	Jeter, Donovan	DL
97	Johnson, Ron	DL
99	Luby, John	DL

MICHIGAN FOOTBALL HEAD COACH JIM HARBAUGH



Coach of the Year Honors

2011 Associated Press NFL Coach of the Year
2010 Woody Hayes Coach of the Year

Playing Accolades

1987 NFL Draft (1st round, Chicago Bears)
1986 first-team All-American
1986 Heisman Trophy finalist; finished 3rd in the balloting
1986 Chicago Tribune Silver Football (Big Ten MVP)
1985 and 1986 Big Ten leader in pass efficiency
1985 NCAA pass efficiency leader; second in 1986

Jim Harbaugh

J. Ira and Nicki Harris Family Head Football Coach
University of Michigan (1986, B.A., Communications)
28-9 Record at Michigan; 18-7 Big Ten Record

Jim Harbaugh is in his third season as the J. Ira and Nicki Harris Family Head Football Coach at the University of Michigan. Named the 20th coach in U-M football history on Tuesday, Dec. 30, 2014, Harbaugh became the sixth former Michigan football player to be named the leader of college football's winningest program.

Jim Harbaugh is one of four Big Ten coaches to win 10-plus games in each of his first two seasons directing a conference school. Harbaugh joined Fielding Yost (1901-02) as the only head coaches to collected back-to-back 10-win seasons in their first two seasons at U-M. In addition to Harbaugh and Yost, Ohio State's Urban Meyer (2012-13) and Wisconsin's Paul Chryst (2015-16) also accomplished the feat.

Harbaugh is the second fastest coach to 20 wins at Michigan, trailing only Yost; Harbaugh accomplished the feat in 24 games and Yost won the first 29 games of his U-M career before tying Minnesota (6-6) in 1903.

In his first year, Michigan finished with a 10-3 record, including a 41-7 win over No. 19 Florida in the 2016 Buffalo Wild Wings Citrus Bowl. The Wolverines finished in the top 12 of the national polls for the first time since 2011, ranking 11th in the Amway Coaches poll and 12th in the Associated Press media poll.

In 2017, the Wolverines took another step forward, coming within inches of claiming their first Big Ten East Division title and a spot in the conference championship game. U-M finished 10-3 and listed 10th in both polls at year's end.

Harbaugh has coached U-M players to five first-team All-America honors; back-to-back honors for Jake Butt and Jourdan Lewis and consensus accolades for Jabrill Peppers in 2016. Butt won the Mackey Award as the nation's top tight end and Peppers received the Lott IMPACT Trophy, Paul Hornung Award and was a fifth-place finisher in the Heisman Trophy.

A total of 21 players have earned all-conference recognition in both seasons. Harbaugh's 2016 team set a program record with 23 Academic All-Big Ten honors.

Harbaugh came to Ann Arbor after an impressive four-year run in the National Football League

with the San Francisco 49ers. He led the franchise to the NFC Championship Game in each of his first three seasons, winning the George Halas Trophy as NFC champions in 2012. Harbaugh tallied a 49-22-1 overall record that included a 5-3 mark in the postseason as 49ers head coach.

Harbaugh led the Niners to a 13-3 regular-season record and to the NFC Championship Game during his first season in 2011, earning the AP NFL Coach of the Year award. He followed up with an 11-4-1 regular-season mark in 2012, culminating with an appearance in Super Bowl XLVII. Harbaugh's 49ers lost a back-and-forth affair, 34-31, to the Baltimore Ravens and his brother, John, in the only matchup of brothers as head coaches in NFL history. He helped guide San Francisco back to the NFC title game after a 12-4 regular-season record in 2013 and posted an 8-8 mark during the 2014 season.

Prior to making the jump to the 49ers, Harbaugh established himself as a leader of young men at the college level. He turned around a Stanford program that went 1-11 prior to his arrival. The Cardinal improved in each of Harbaugh's four



JIM HARBAUGH'S YEAR-BY-YEAR COACHING RECORD

YEAR	SCHOOL	RECORD	CONFERENCE	LEAGUE FINISH	BOWL GAME/POSTSEASON (RESULT)	FINAL AP RANK
2004	San Diego (FCS)	7-4 (.636)	3-1 (.750)	Pioneer (2nd)		
2005	San Diego (FCS)	11-1 (.917)	4-0 (1.000)	Pioneer (1st)		
2006	San Diego (FCS)	11-1 (.917)	7-0 (1.000)	Pioneer (1st)		
2007	Stanford	4-8 (.333)	3-6 (.333)	Pac-10 (T-7th)		NR
2008	Stanford	5-7 (.417)	4-5 (.444)	Pac-10 (T-6th)		NR
2009	Stanford	8-5 (.615)	6-3 (.667)	Pac-10 (T-2nd)	Sun, Oklahoma (L, 27-31)	NR
2010	Stanford	12-1 (.923)	8-1 (.889)	Pac-10 (2nd)	Orange, Virginia Tech (W, 40-12)	4
2011	San Francisco 49ers	13-3-1	5-1 (.833)	NFC West (1st)	NFC Championship Game, (L, 17-20)	
2012	San Francisco 49ers	11-4	3-2-1 (.583)	NFC West (1st)	Super Bowl XLVII (L, 31-34)	
2013	San Francisco 49ers	12-4 (.750)	4-2 (.667)	NFC West (2nd)	NFC Championship Game (L, 17-23)	
2014	San Francisco 49ers	8-8 (.500)	2-4 (.333)	NFC West (3rd)		
2015	Michigan	10-3 (.769)	6-2 (.750)	Big Ten East (3rd)	Citrus, Florida (W, 41-7)	11
2016	Michigan	10-3 (.769)	7-2 (.778)	Big Ten East (T-2nd)	Orange, Florida State (L, 32-33)	10
2017	Michigan	8-3 (.727)	5-3 (.625)			
FCS	3 seasons	29-6 (.829)	14-1 (.933)			
FBS	6 seasons	57-30 (.655)	40-22 (.645)			
NFL	4 seasons	44-19-1 (.695)	14-9-1 (.604)			
Total	13 seasons	130-55-1 (.702)	67-32-1 (.675)			

MICHIGAN FOOTBALL HEAD COACH JIM HARBAUGH

seasons, culminating with a 12-1 campaign and FedEx Orange Bowl victory over Virginia Tech in 2010. Harbaugh finished his tenure at Stanford with a 29-21 overall record (.580) and 21-15 mark in Pac-10 Conference play.

After 4-8 and 5-7 records his first two seasons at the helm, Harbaugh led the Cardinal to an 8-5 record and a tie for second place in the Pac-10. The appearance in the Sun Bowl following the season was Stanford's first bowl game since the 2001 season. The program continued its ascension in 2010, posting a 12-1 overall record and 8-1 mark in the Pac-10. Stanford was selected for a BCS bowl game and proceeded to defeat Virginia Tech, 40-12, in the FedEx Orange Bowl in Harbaugh's final game with the program. The Cardinal finished the 2010 season ranked fifth in the national polls, and Harbaugh was named the Woody Hayes Award as the nation's top coach by the Touchdown Club of Columbus. He accepted the 49ers head coaching position on Jan. 7, 2011.

In his first head coaching experience, Harbaugh led the University of San Diego to a 29-6 record during his three seasons directing the program (2004-06). In his first year, the Toreros posted a 7-4 record after winning their final five games of the season. The team proceeded to post 11-1 marks during the 2005 and 2006 seasons, claiming the Pioneer Football League championship each season.

Harbaugh spent the 2002 and 2003 NFL seasons as the quarterbacks coach with the Oakland Raiders. He worked with the quarterbacks, helping quarterback Rich Gannon lead the organization to Super Bowl XXXVII after posting an 11-5 regular-season record and the AFC Western Division title. Gannon won the 2002 AP NFL MVP award and was selected to the 2003 Pro Bowl.

Harbaugh began preparing for a career as a coach during his professional playing days. He spent eight years as an NCAA-certified unpaid assistant coach for his father, Jack, at Western Kentucky (1994-2001). He worked as an offensive consultant and recruited for the Hilltoppers during that time. Harbaugh's effort helped his father's team capture the 2002 Division I-AA national championship.

Harbaugh played for five different organizations during his 15-year NFL career (1987-2001). He completed 2,305-of-3,918 passes for 26,288 yards and 129 touchdowns in 177 games. Harbaugh made 140 career starts. He was named the AFC Offensive Player of the Year, the NFL Comeback Player of the Year and a Pro Bowl selection after leading the Indianapolis Colts to the AFC Championship Game in 1995. He was inducted into the Colts Ring of Honor in 2005.

As a collegiate player, Harbaugh was one of the most efficient passers in NCAA history. In 1985, he led the nation in pass efficiency and finished as the runner-up in 1986. His career pass efficiency rating was the NCAA's top mark for more than 12 years. Harbaugh won the Chicago Tribune Big Ten Most Valuable Player award, earned first team All-America honors and finished third in the balloting for the Heisman Trophy following the 1986 season.

He completed 387-of-620 passes for 5,449 yards and 31 touchdowns during his career, with all four statistical categories still listing among the top 12 in school history. He also added 12 rushing touchdowns during his career, including eight scores as a senior. Harbaugh became the first Michigan quarterback to ever throw for more than 300 yards in a single game (310 vs. Wisconsin) and eclipsed the 200-yard passing mark 12 times. He led the Wolverines to a 21-3-1 record as a full-time starter during his final two seasons, including a pair of victories against rivals Michigan State and Ohio State.

Harbaugh and his wife, Sarah, have two daughters, Addison and Katherine, and two sons, Jack and John. He also has three children, Jay, James Jr., and Grace.

He is the son of Jack and Jackie Harbaugh. Jack was an assistant coach at Michigan from 1973-79. Harbaugh's brother, John, is head coach of the Baltimore Ravens and his sister,

Joani, is married to Indiana University men's basketball coach Tom Crean.

THE HARBAUGH FILE

Full Name: James Joseph Harbaugh (HAR-baw)

Birthdate: December 23, 1963

Place of Birth: Toledo, Ohio

Wife: Sarah

Children: Addison, Katherine, Jack and John; Jay, James Jr., and Grace

Hometown: Palo Alto, California

High School: Palo Alto (1982)

College: Michigan, 1986 (B.A., Communications)

COACHING EXPERIENCE

Year	School/Organization	Duties
1994-2001	Western Kentucky	Volunteer Assistant
2002-03	Oakland Raiders	Quarterbacks
2004-06	San Diego	Head Coach
2007-10	Stanford	Head Coach
2011-14	San Francisco 49ers	Head Coach
2015 -	University of Michigan	Head Coach

Did You Know?

- Harbaugh mentored two Stanford student-athletes to runner-up finishes in Heisman Trophy voting: Toby Gerhart (2009) and Andrew Luck (2010).
- Harbaugh is the only coach to win both the AP NFL Coach of the Year (2011) and Woody Hayes Coach of the Year Award (2010).
- Jim Harbaugh joins Gustave Ferbert (1897-99), Elton "Tad" Wieman (1927-28), Harry Kipke (1929-37), Bennie Oosterbaan (1948-58) and Bump Elliott (1959-68) as former Wolverine players to serve as head coach.
- Harbaugh is the second individual to serve as head football coach at Michigan and Stanford. Fielding H. Yost was the Stanford coach for the 1900 season (7-2-1 record) before arriving in Ann Arbor.
- He coached in the Super Bowl as both an assistant (Raiders, Super Bowl XXXVII) and head coach (49ers, Super Bowl XLVII).
- Harbaugh is the only former Michigan player to serve as a head coach in the Super Bowl.
- From 1994-2001, Harbaugh played in the NFL and served as an unpaid assistant for the Western Kentucky Hilltoppers.
- Earned the nickname "Captain Comeback" during his NFL playing days for his ability to lead his teams to wins in the fourth quarter.
- Harbaugh has several acting credits, including an appearance on "Saved By the Bell: The New Class" in 1994 <https://www.youtube.com/watch?v=fuKrcjskQiU>
- Harbaugh appeared in a 1993 episode of the Western-comedy "Brisco County, Jr." starring Michigan-native Bruce Campbell. The episode also featured Terry Bradshaw, Ken Norton, Jr. and Carl Banks.
- Harbaugh starred as himself in a 1997 episode of "Arli\$\$."
- Harbaugh was born in Toledo, Ohio, while his father Jack was coaching at Perrysburg High School.

RECORD VS. OPPONENTS

Illinois.....	1-0
Indiana.....	3-0
Iowa.....	0-1
Maryland.....	3-0
Michigan State.....	1-2
Minnesota.....	2-0
Nebraska.....	0-0
Northwestern.....	1-0
Ohio State.....	0-2
Penn State.....	2-1
Purdue.....	1-0
Rutgers.....	3-0
Wisconsin.....	1-1
Record vs. Big Ten.....	18-7
Arizona.....	3-1
Arizona State.....	2-2
California.....	2-2
Colorado.....	1-0
Oregon.....	1-3
Oregon State.....	3-2
UCLA.....	2-2
USC.....	3-1
Utah.....	0-1
Washington.....	3-1
Washington State.....	3-1
Record vs. Pac-12.....	23-16
Florida State.....	0-1
Virginia Tech.....	1-0
Wake Forest.....	1-1
Record vs. ACC.....	2-2
Florida.....	2-0
Record vs. SEC.....	2-0
Brigham Young.....	1-0
Notre Dame.....	2-2
Record vs. Ind.....	3-2
Oklahoma.....	0-1
TCU.....	0-2
Record vs. Big 12.....	0-1
Cincinnati.....	1-0
UCF.....	1-0
Record vs. AAC.....	2-0
Penn.....	0-1
Princeton.....	0-2
Yale.....	2-0
Record vs. IVY.....	2-3
Sacramento State.....	1-0
UC Davis.....	0-1
Record vs. Big Sky.....	1-1
Monmouth.....	1-0
Record vs. Big South.....	1-0
Air Force.....	1-0
Hawaii.....	1-0
San Jose State.....	3-0
UNLV.....	1-0
Record vs. MWC.....	6-0
Holy Cross.....	1-0
Record vs. Patriot.....	1-0
Wagner.....	1-0
Record vs. Northeast ...	1-0
Butler.....	3-0
Davidson.....	2-0
Dayton.....	3-0
Drake.....	2-1
Jacksonville.....	1-0
Marist.....	1-0
Marist.....	1-0
Morehead State.....	2-0
Valparaiso.....	3-0
Record vs. Pioneer.....	17-1
Azusa Pacific.....	2-1
Dixie State.....	1-0
Record vs. GNAC.....	3-1
Southern Oregon.....	2-0
Record vs. Frontier.....	2-0
Menlo.....	1-0
Record vs. GSAC.....	2-0
Chapman.....	1-0
Record vs. CSIAC.....	1-0

MICHIGAN FOOTBALL COACHING AND SUPPORT STAFF

FOOTBALL ADMINISTRATION

Al Ades, Operations and Analytics Coordinator
Jon Falk, Assistant to Coach Harbaugh
Jack Harbaugh, Senior Advisor to Coach Harbaugh
Tom Gamble, Senior Advisor to Coach Harbaugh/Player Personnel
J.T. Rogan, Director of Internal Communications and Operations for Coach Harbaugh

OPERATIONS AND PERFORMANCE

Fergus Connolly, Director of Football Operations and Performance
Scott Goldschmidt, Assistant Director of Internal Football Operations
Kelly King, Operations Administrative Manager
Michelle Guidry-Pan, Schembechler Hall Administrative Assistant

STRENGTH & CONDITIONING

Kevin Tolbert, Director
Nate Barry, Assistant
Mark Naylor, Assistant
Jim Plocki, Assistant
Corey Twine, Assistant

RECRUITING AND ADMINISTRATION

Sean Magee, Director of Player Personnel and Administration
Matt Dudek, Director of Recruiting
Cooper Petagna, Recruiting Coordinator
Aaron Bills, Graphic Designer
Ty Rogers, Multimedia Coordinator
Gwen Bush, Recruiting Administrator

ATHLETIC MEDICINE

Dave Granito, Head Athletic Trainer
Phil Johnson, Athletic Trainer
Jason Williams, Athletic Trainer

EQUIPMENT AND INTERNAL OPERATIONS

Gary Hazelitt, Director of Equipment Operations
Sonny Anderson, Assistant Equipment Manager

VIDEO

Phil Bromley, Video Coordinator
Kevin Undeen, Video Assistant



DON BROWN
 Defensive Coordinator
 Linebackers



TIM DREVNO
 Offensive Coordinator
 Interior Offensive Line



GREG FREY
 Run Game Coordinator
 Tackles and Tight Ends



PEP HAMILTON
 Assistant Head Coach
 Passing Game Coordinator
 Quarterbacks/Receivers



JAY HARBAUGH
 Running Backs/Assistant
 Special Teams



GREG MATTISON
 Defensive Line



CHRIS PARTRIDGE
 Special Teams Coordinator/
 Linebackers



BRIAN SMITH
 Safeties



MIKE ZORDICH
 Cornerbacks



KEVIN TOLBERT
 Strength & Conditioning

GRADUATE ASSISTANT COACHES

Joe Hastings, Offensive Graduate Assistant
Ryan Nehlen, Defensive Graduate Assistant
Al Netter, Offensive Graduate Assistant
Drew Terrell, Defensive Graduate Assistant

ANALYSTS

Kevin Lempa, Senior Defensive Analyst
Scott Turner, Senior Offensive Analyst
Tyler Brown, Special Teams Analyst
Devin Bush, Defensive Analyst
Elijah Sandweiss, Defensive Analyst

RUSHING

Chris Evans

Attempts: 22, vs. Florida (Sept. 2, 2017)
Yards: 191, vs. Minnesota (Nov. 4, 2017)
TDs: 2, three times (last vs. Minnesota, Nov. 4, 2017)
Long: 67, vs. Minnesota (Nov. 4, 2017)

Karan Higdon

Attempts: 25, at Indiana (Oct. 14, 2017)
Yards: 200, twice (last vs. Minnesota, Nov. 4, 2017)
TDs: 3, at Indiana (Oct. 14, 2017)
Long: 77, vs. Minnesota (Nov. 4, 2017)

Khalid Hill

Attempts: 5, vs. UCF (Sept. 10, 2016)
Yards: 9, vs. UCF (Sept. 10, 2016)
TDs: 2, twice (last at Rutgers, Oct. 8, 2016)
Long: 4, three times (last vs. Florida, Sept. 2, 2017)

Ty Isaac

Attempts: 20, vs. Cincinnati (Sept. 9, 2017)
Yards: 133, vs. Cincinnati (Sept. 9, 2017)
TDs: 2, at Rutgers (Oct. 8, 2016)
Long: 76, vs. UNLV (Sept. 19, 2015)

Eddie McDoom

Attempts: 2, three times (last at Iowa, Nov. 12, 2016)
Yards: 53, at Michigan State (Oct. 29, 2016)
TDs: None
Long: 33, at Michigan State (Oct. 29, 2016)

Ben Mason

Attempts: 1, at Wisconsin (Nov. 18, 2017)
Yards: 1, at Wisconsin (Nov. 18, 2017)
TDs: 1, at Wisconsin (Nov. 18, 2017)
Long: 1, at Wisconsin (Nov. 18, 2017)

Henry Poggi

Attempts: 1, at Maryland (Nov. 11, 2017)
Yards: 2, at Maryland (Nov. 11, 2017)
TDs: 1, at Maryland (Nov. 11, 2017)
Long: 2, at Maryland (Nov. 11, 2017)

O'Maury Samuels

Attempts: 3, twice (last vs. Minnesota, Nov. 4, 2017)
Yards: 7, vs. Rutgers (Oct. 28, 2017)
TDs: None
Long: 3, twice (last vs. Rutgers, Oct. 28, 2017)

Kareem Walker

Attempts: 7, at Maryland (Nov. 11, 2017)
Yards: 34, vs. Rutgers (Oct. 28, 2017)
TDs: 1, vs. Rutgers (Oct. 28, 2017)
Long: 16, at Maryland (Nov. 1, 2017)

PASSING

Wilton Speight

Attempts: 38, vs. Florida State (Dec. 30, 2016)
Completions: 25, vs. UCF (Sept. 10, 2016)
Yards: 362, vs. Maryland (Nov. 5, 2016)
TDs: 4, vs. UCF (Sept. 10, 2016)
Long: 56, vs. Maryland (Nov. 5, 2016)

John O'Korn

Attempts: 52, Houston at BYU (Sept. 12, 2014)
Completions: 30, Houston at BYU (Sept. 12, 2014)
Yards: 364, Houston at Rutgers (Oct. 26, 2013)
TDs: 5, Houston at Rutgers (Oct. 26, 2013)
Long: 83, Houston at Rutgers (Oct. 26, 2013)

Brandon Peters

Attempts: 18, twice (last at Wisconsin, Nov. 18, 2017)
Completions: 10, vs. Rutgers (Oct. 28, 2017)
Yards: 157, at Wisconsin (Nov. 18, 2017)
TDs: 2, at Maryland (Nov. 11, 2017)
Long: 35, at Maryland (Nov. 11, 2017)

RECEIVING

Tarik Black

Catches: 5, vs. Air Force (Sept. 16, 2017)
Yards: 83, vs. Florida (Sept. 2, 2017)
TDs: 1, vs. Florida (Sept. 2, 2017)
Long: 46, vs. Florida (Sept. 2, 2017)

Ian Bunting

Catches: 3, vs. Florida State (Dec. 30, 2016)
Yards: 40, vs. Florida State (Dec. 30, 2016)
TDs: None
Long: 21, twice (last vs. Florida State, Dec. 30, 2016)

Nico Collins

Catches: 1, vs. Rutgers (Oct. 28, 2017)
Yards: 12, vs. Rutgers (Oct. 28, 2017)
TDs: None
Long: 12, vs. Rutgers (Oct. 28, 2017)

Kekoa Crawford

Catches: 4, vs. Cincinnati (Sept. 9, 2017)
Yards: 83, vs. Cincinnati (Sept. 9, 2017)
TDs: 1, twice (last vs. Cincinnati, Sept. 9, 2017)
Long: 43, vs. Cincinnati (Sept. 9, 2017)

Nick Eubanks

Catches: 2, vs. Florida (Sept. 2, 2017)
Yards: 61, vs. Florida (Sept. 2, 2017)
TDs: None
Long: 48, vs. Florida (Sept. 2, 2017)

Chris Evans

Catches: 2, twice (last at Maryland, Nov. 11, 2017)
Yards: 56, vs. Maryland (Nov. 5, 2016)
TDs: 1, vs. Rutgers (Oct. 28, 2017)
Long: 56, vs. Maryland (Nov. 5, 2016)

Zach Gentry

Catches: 3, twice (last at Maryland, Nov. 11, 2017)
Yards: 63, at Maryland (Nov. 11, 2017)
TDs: 1, twice (last at Maryland, Nov. 11, 2017)
Long: 36, vs. Cincinnati (Sept. 9, 2017)

Drake Harris

Catches: 2, twice (last vs. Northwestern, Oct. 10, 2015)
Yards: 25, vs. Northwestern (Oct. 10, 2015)
TDs: None
Long: 13, vs. Northwestern (Oct. 10, 2015)

Karan Higdon

Catches: 2, twice (last at Maryland, Nov. 11, 2017)
Yards: 48, at Maryland (Nov. 11, 2017)
TDs: None
Long: 35, at Maryland (Nov. 11, 2017)

Khalid Hill

Catches: 2, four times (last at Rutgers, Oct. 8, 2016)
Yards: 39, vs. BYU (Sept. 26, 2015)
TDs: 1, three times (last vs. Florida State, Dec. 30, 2016)
Long: 24, vs. Florida (Jan. 1, 2016)

Ty Isaac

Catches: 2, vs. Air Force (Sept. 16, 2017)
Yards: 21, twice (last vs. Indiana, Nov. 19, 2016)
TDs: None
Long: 21, twice (last vs. Indiana, Nov. 19, 2016)

Eddie McDoom

Catches: 3, at Penn State (Oct. 21, 2017)
Yards: 29, at Penn State (Oct. 21, 2017)
TDs: None
Long: 33, vs. Illinois (Oct. 22, 2016)

Sean McKeon

Catches: 5, at Purdue (Sept. 23, 2017)
Yards: 82, at Purdue (Sept. 23, 2017)
TDs: 1, vs. Minnesota (Nov. 4, 2017)
Long: 36, vs. Michigan State (Oct. 7, 2017)

Donovan Peoples-Jones

Catches: 4, twice (last at Wisconsin, Nov. 18, 2017)
Yards: 64, at Wisconsin (Nov. 18, 2017)
TDs: None
Long: 48, at Wisconsin (Nov. 18, 2017)

Grant Perry

Catches: 5, twice (last vs. Michigan St, Oct. 7, 2017)
Yards: 66, vs. Cincinnati (Sept. 9, 2017)
TDs: 1, three times (last vs. Cincinnati, Sept. 9, 2017)
Long: 54, vs. Colorado (Sept. 17, 2016)

Henry Poggi

Catches: 2, vs. UCF (Sept. 10, 2016)
Yards: 15, vs. Penn State (Sept. 24, 2016)
TDs: None
Long: 15, vs. Penn State (Sept. 24, 2016)

Maurice Ways

Catches: 1, 6 times (last vs. Minnesota, Nov. 4, 2017)
Yards: 22, vs. Hawaii (Sept. 3, 2016)
TDs: None
Long: 22, vs. Hawaii (Sept. 3, 2016)

Tyrone Wheatley

Catches: 2, vs. Illinois (Oct. 22, 2016)
Yards: 27, vs. Illinois (Oct. 22, 2016)
TDs: 1, vs. Illinois (Oct. 22, 2016)
Long: 21, vs. Illinois (Oct. 22, 2016)

MICHIGAN FOOTBALL PLAYER CAREER BESTS

DEFENSE

Devin Bush

Tackles: 12, vs. Air Force (Sept. 16, 2017)
Solos: 7, vs. Air Force (Sept. 16, 2017)
Asst: 8, twice (last vs. Rutgers, Oct. 28, 2017)
TFLs: 2.5, vs. Florida (Sept. 2, 2017)
Sacks: 1.5, vs. Florida (Sept. 2, 2017)
Int.: 1, at Wisconsin (Nov. 18, 2017)
FR: none
PBUs: 2, twice (last at Maryland, Nov. 11, 2017)

Michael Dwumfour

Tackles: 2, twice (last at Penn State, Oct. 21, 2017)
Solos: 2, vs. Hawaii (Sept. 3, 2016)
Asst: 2, at Penn State (Oct. 21, 2017)
TFLs: 0.5, vs. Rutgers (Oct. 28, 2017)
Sacks: 0.5, vs. Rutgers (Oct. 28, 2017)
Int.: none
FR: none
PBUs: none

Noah Furbush

Tackles: 6, vs. Michigan State (Oct. 7, 2017)
Solos: 3, vs. Michigan State (Oct. 7, 2017)
Asst: 5, vs. Air Force (Sept. 16, 2017)
TFLs: 1, vs. Maryland (Nov. 5, 2016)
Sacks: none
Int.: none
FR: 1, twice (last at Purdue, Sept. 23, 2017)
PBUs: none

Rashan Gary

Tackles: 9, at Indiana (Oct. 14, 2017)
Solos: 5, vs. Michigan State (Oct. 7, 2017)
Asst: 6, at Indiana (Oct. 14, 2017)
TFLs: 2.5, twice (last at Indiana, Oct. 14, 2017)
Sacks: 1, at Indiana (Oct. 14, 2017)
Int.: none
FR: none
PBUs: none

Devin Gil

Tackles: 1, 3x (last vs. Rutgers, Oct. 28, 2017)
Solos: 1, twice (last vs. Rutgers, Oct. 28, 2017)
Asst: 1, vs. Florida (Sept. 2, 2017)
TFLs: none
Sacks: none
Int.: none
FR: 1, vs. Florida (Sept. 2, 2017)
PBUs: none

Jordan Glasgow

Tackles: 3, twice (last at Wisconsin, Nov. 18, 2017)
Solos: 2, 4 times (last at Wisconsin, Nov. 18, 2017)
Asst: 1, 5 times (last at Wisconsin, Nov. 18, 2017)
TFLs: none
Sacks: none
Int.: none
FR: 1, vs. UCF (Sept. 10, 2016)
PBUs: 1, vs. Cincinnati (Sept. 9, 2017)

Lavert Hill

Tackles: 6, at Penn State (Oct. 21, 2017)
Solos: 4, vs. Florida (Sept. 2, 2017)
Asst: 4, at Penn State (Oct. 21, 2017)
TFLs: 1, at Indiana (Oct. 14, 2017)
Sacks: none
Int.: 1, twice (last at Indiana, Oct. 14, 2017)
FR: 1, vs. Penn State (Sept. 24, 2016)
PBUs: 3, vs. Michigan State (Oct. 7, 2017)

Khaleke Hudson

Tackles: 15, vs. Minnesota (Nov. 4, 2017)
Solos: 12, vs. Minnesota (Nov. 4, 2017)
Asst: 6, at Wisconsin (Nov. 18, 2017)
TFLs: 8, vs. Minnesota (Nov. 4, 2017)
Sacks: 3, vs. Minnesota (Nov. 4, 2017)
Int.: 1, twice (last at Maryland, Nov. 11, 2017)
FR: none
PBUs: 3, vs. Air Force (Sept. 16, 2017)

Maurice Hurst

Tackles: 10, vs. Michigan State (Oct. 7, 2017)
Solos: 6, vs. Michigan State (Oct. 7, 2017)
Asst: 6, twice (last at Wisconsin, Nov. 18, 2017)
TFLs: 3.5, vs. Michigan State (Oct. 7, 2017)
Sacks: 1, 11 times (last at Maryland, Nov. 11, 2017)
Int.: none
FR: 1, vs. UCF (Sept. 10, 2016)
PBUs: 1, at Ohio State (Nov. 26, 2016)

Carlo Kemp

Tackles: 1, twice (last at Penn State, Oct. 21, 2017)
Solos: 1, twice (last at Penn State, Oct. 21, 2017)
Asst: none
TFLs: none
Sacks: none
Int.: none
FR: none
PBUs: none

Tyree Kinnel

Tackles: 11, at Maryland (Nov. 11, 2017)
Solos: 8, vs. Cincinnati (Sept. 9, 2017)
Asst: 4, twice (last at Wisconsin, Nov. 18, 2017)
TFLs: 1.5, vs. Florida (Sept. 2, 2017)
Sacks: 1, vs. Cincinnati (Sept. 9, 2017)
Int.: 1, twice (last at Indiana, Oct. 14, 2017)
FR: none
PBUs: 2, vs. Cincinnati (Sept. 9, 2017)

David Long

Tackles: 5, vs. Air Force (Sept. 16, 2017)
Solos: 2, twice (last at Wisconsin, Nov. 18, 2017)
Asst: 3, vs. Air Force (Sept. 16, 2017)
TFLs: 1, vs. Air Force (Sept. 16, 2017)
Sacks: 0.5, at Indiana (Oct. 14, 2017)
Int.: 1, twice (last at Maryland, Nov. 11, 2017)
FR: none
PBUs: 2, at Maryland (Nov. 11, 2017)

Lawrence Marshall

Tackles: 2, twice (last vs. Maryland, Nov. 5, 2016)
Solos: 2, vs. Maryland (Nov. 5, 2016)
Asst: 1, four times (last vs. Minnesota, Nov. 4, 2017)
TFLs: none
Sacks: none
Int.: none
FR: 1, vs. Florida (Sept. 2, 2017)
PBUs: none

Ben Mason

Tackles: 1, twice (last at Indiana, Oct. 14, 2017)
Solos: 1, twice (last at Indiana, Oct. 14, 2017)
Asst: none
TFLs: none
Sacks: none
Int.: none
FR: none
PBUs: none

Mike McCray

Tackles: 11, vs. Air Force (Sept. 16, 2017)
Solos: 6, 3 times (last vs. Michigan St, Oct. 7, 2017)
Asst: 5, four times (last at Maryland, Nov. 11, 2017)
TFLs: 3.5, vs. Hawaii (Sept. 3, 2016)
Sacks: 2, vs. Hawaii (Sept. 3, 2016)
Int.: 1, twice (last vs. Florida State, Dec. 30, 2016)
FR: 1, vs. Illinois (Oct. 22, 2016)
PBUs: 2, twice (last at Ohio State, Nov. 26, 2016)

Josh Metellus

Tackles: 8, at Wisconsin (Nov. 18, 2017)
Solos: 5, at Rutgers (Oct. 8, 2016)
Asst: 5, three times (last at Wisconsin, Nov. 18, 2017)
TFLs: 1, at Rutgers (Oct. 8, 2016)
Sacks: 1, at Rutgers (Oct. 8, 2016)
Int.: none
FR: none
PBUs: 1, 3 times (last at Maryland, Nov. 11, 2017)

Bryan Mone

Tackles: 3, 3 times (last vs. Michigan St, Oct. 7, 2017)
Solos: 1, five times (last vs. Florida State, Dec. 30, 2016)
Asst: 3, twice (last vs. Michigan State, Oct. 7, 2017)
TFLs: 1, twice (last at Ohio State, Nov. 26, 2016)
Sacks: none
Int.: none
FR: 1, twice (last at Rutgers, Oct. 8, 2016)
PBUs: 1, at Ohio State (Nov. 26, 2016)

Kwity Paye

Tackles: 3, at Penn State (Oct. 21, 2017)
Solos: none
Asst: 3, at Penn State (Oct. 21, 2017)
TFLs: 1, at Penn State (Oct. 21, 2017)
Sacks: 0.5, twice (last vs. Rutgers, Oct. 28, 2017)
Int.: none
FR: none
PBUs: none

Nate Schoenle

Tackles: 2, vs. Cincinnati (Sept. 9, 2017)
Solos: 2, vs. Cincinnati (Sept. 9, 2017)
Asst: 1, vs. Air Force (Sept. 16, 2017)
TFLs: none
Sacks: none
Int.: none
FR: none
PBUs: none

Aubrey Solomon

Tackles: 4, at Wisconsin (Nov. 18, 2017)
Solos: 2, vs. Rutgers, Oct. 28, 2017)
Asst: 3, at Wisconsin (Nov. 18, 2017)
TFLs: 1, at Wisconsin (Nov. 18, 2017)
Sacks: none
Int.: none
FR: none
PBUs: none

PUNT RETURNS

Benjamin St-Juste

Tackles: 1, twice (last vs. Rutgers, Oct. 28, 2017)
 Solos: 1, twice (last vs. Rutgers, Oct. 28, 2017)
 Asst: none
 TFLs: none
 Sacks: none
 Int.: none
 FR: none
 PBUs: none

Ambry Thomas

Tackles: 3, vs. Cincinnati (Sept. 9, 2017)
 Solos: 2, vs. Cincinnati (Sept. 9, 2017)
 Asst: 1, vs. Cincinnati (Sept. 9, 2017)
 TFLs: 0.5, vs. Cincinnati (Sept. 9, 2017)
 Sacks: none
 Int.: none
 FR: 1, vs. Florida (Sept. 2, 2017)
 PBUs: none

Josh Uche

Tackles: 2, vs. Florida (Sept. 2, 2017)
 Solos: 2, vs. Florida (Sept. 2, 2017)
 Asst: none
 TFLs: 1, vs. Florida (Sept. 2, 2017)
 Sacks: 1, vs. Florida (Sept. 2, 2017)
 Int.: none
 FR: none
 PBUs: none

Brandon Watson

Tackles: 4, twice (last vs. Michigan St, Oct. 7, 2017)
 Solos: 2, vs. Michigan State (Oct. 7, 2017)
 Asst: 3, twice (last at Maryland, Nov. 11, 2017)
 TFLs: 1, twice (last vs. Michigan State, Oct. 7, 2017)
 Sacks: none
 Int.: none
 FR: none
 PBUs: 2, twice (last at Wisconsin, Nov. 18, 2017)

Chase Winovich

Tackles: 9, twice (last vs. Michigan St, Oct. 7, 2017)
 Solos: 6, at Purdue (Sept. 23, 2017)
 Asst: 7, vs. Michigan State (Oct. 7, 2017)
 TFLs: 4, twice (last at Maryland, Nov. 11, 2017)
 Sacks: 3, at Purdue (Sept. 23, 2017)
 Int.: none
 FR: 1, vs. Minnesota (Nov. 4, 2017)
 PBUs: none

Michael Wroblewski

Tackles: 3, vs. Hawaii (Sept. 3, 2016)
 Solos: 2, twice (last at Maryland, Nov. 11, 2017)
 Asst: 3, vs. Hawaii (Sept. 3, 2016)
 TFLs: none
 Sacks: none
 Int.: none
 FR: none
 PBUs: none

Donovan Peoples-Jones

Returns: 5, twice (last vs. Minnesota, Nov. 4, 2017)
 Yards: 104, vs. Air Force (Sept. 16, 2017)
 TDs: 1, vs. Air Force (Sept. 16, 2017)
 Long: 79, vs. Air Force (Sept. 16, 2017)

KICK RETURNS

Kekoa Crawford

Returns: 4, vs. Cincinnati (Sept. 9, 2017)
 Yards: 76, vs. Cincinnati (Sept. 9, 2017)
 TDs: none
 Long: 27, vs. Cincinnati (Sept. 9, 2017)

Ambry Thomas

Returns: 3, 3 times (last vs. Minnesota, Nov. 4, 2017)
 Yards: 87, at Penn State (Oct. 21, 2017)
 TDs: none
 Long: 43, at Penn State (Oct. 21, 2017)

KICKING

Quinn Nordin

Points: 17, vs. Air Force (Sept. 16, 2017)
 FG Att.: 6, vs. Florida (Sept. 2, 2017)
 FG Made: 5, vs. Air Force (Sept. 16, 2017)
 PATs: 4, vs. Cincinnati (Sept. 9, 2017)
 Long FG: 55, vs. Florida (Sept. 2, 2017)

PUNTING

Will Hart

Punts: 7, vs. Cincinnati (Sept. 9, 2017)
 Yards: 274, vs. Cincinnati (Sept. 9, 2017)
 Average: 39.1, vs. Cincinnati (Sept. 9, 2017)
 I20: 3, vs. Cincinnati (Sept. 9, 2017)

Brad Robbins

Punts: 9, twice (last at Wisconsin, Nov. 18, 2017)
 Yards: 367, at Indiana (Oct. 14, 2017)
 Average: 42.6, vs. Michigan State (Oct. 7, 2017)
 I20: 4, at Wisconsin (Nov. 18, 2017)

MICHIGAN FOOTBALL STARTING LINEUPS

MICHIGAN STARTING LINEUPS • OFFENSE

OPPONENT	WR	LT	LG	C	RG	RT	TE	WR	QB	FB	TB
vs. Florida	Black	Cole	Bredeson	Kugler	Onwenu	Ulizio	Wheatley	Crawford	Speight	Poggi	Evans
Cincinnati	Black	Cole	Bredeson	Kugler	Onwenu	Ulizio	McKeon	Crawford	Speight	Gentry*	Isaac
Air Force	Black	Cole	Bredeson	Kugler	Onwenu	Ulizio	Gentry	Crawford	Speight	Poggi	Isaac
at Purdue	Eubanks^	Cole	Bredeson	Kugler	Onwenu	Ulizio	Gentry	Peoples-Jones	Speight	McKeon ^	Higdon
Michigan State	Perry	Cole	Bredeson	Kugler	Onwenu	Ulizio	McKeon	Crawford	O'Korn	K. Hill	Higdon
at Indiana	Gentry *	Cole	Bredeson	Kugler	Onwenu	Bushell-Beatty	McKeon	Peoples-Jones	O'Korn	Poggi	Higdon
at Penn State	Schoenle	Cole	Bredeson	Kugler	Onwenu	Bushell-Beatty	McKeon	Gentry *	O'Korn	K. Hill	Higdon
Rutgers	Wheatley ^	Cole	Bredeson	Kugler	Onwenu	Bushell-Beatty	McKeon ^	Gentry ^	O'Korn	Poggi	Higdon
Minnesota	Gentry *	Cole	Bredeson	Kugler	Ruiz	Bushell-Beatty	McKeon *	Peoples-Jones	Peters	Poggi	Higdon
at Maryland	McDoom	Cole	Bredeson	Kugler	Ruiz	Bushell-Beatty	McKeon *	Peoples-Jones	Peters	Gentry *	Higdon
at Wisconsin	McDoom	Cole	Bredeson	Kugler	Ruiz	Bushell-Beatty	McKeon	Peoples-Jones	Peters	Gentry	Evans

Ohio State

* started two tight end formation.

^ started three tight end formation.

started in a slot receiver position.

MICHIGAN STARTING LINEUPS • DEFENSE

OPPONENT	DE	DT	NT	DE	SLB	MLB	WLB	CB	SS	FS	CB
vs. Florida	Gary	Hurst	Mone	Winovich	Hudson	Bush	Gil	L. Hill	Metellus	Kinnel	Long
Cincinnati	Gary	Hurst	Mone	Winovich	Hudson	Bush	McCray	L. Hill	Metellus	Kinnel	Long
Air Force	Gary	Hurst	Furbush*	Winovich	Hudson	Bush	McCray	L. Hill	Metellus	Kinnel	Long
at Purdue	Gary	Hurst	Furbush*	Winovich	Hudson	Bush	McCray	L. Hill	Metellus	Kinnel	Long
Michigan State	Gary	Hurst	Furbush*	Winovich	Hudson	Bush	McCray	L. Hill	Metellus	Kinnel	Long
at Indiana	Gary	Hurst	Furbush*	Winovich	Hudson	Bush	McCray	L. Hill	Metellus	Kinnel	Long
at Penn State	Gary	Hurst	Mone	Winovich	Furbush	Bush	McCray	L. Hill	Metellus	Kinnel	Long
Rutgers	Gary	Hurst	Solomon	Winovich	Hudson	Bush	McCray	L. Hill	Metellus	Kinnel	Long
Minnesota	Gary	Hurst	Solomon	Winovich	Hudson	Bush	McCray	L. Hill	Metellus	Kinnel	Long
at Maryland	Gary	Hurst	Mone	Winovich	Hudson	Bush	McCray	L. Hill	Metellus	Kinnel	Long
at Wisconsin	Gary	Hurst	Solomon	Winovich	Hudson	Bush	McCray	Watson	Metellus	Kinnel	Long

Ohio State

* started in 3-4 defensive formation.

SEASON/CAREER STARTS

Offense	2017	2016	2015	2014	TOT	CONS.	Defense	2017	2016	2015	2014	TOT	CONS.
7 Tarik Black, WR, Fr.	3				3	0	10 Devin Bush, LB, So.	11	0			11	11
74 Ben Bredeson, OL, So.	11	8			19	19	59 Noah Furbush, LB, Sr.	5	0	0		5	0
89 Ian Bunting, TE, Sr.		7	0	0	7	0	3 Rashan Gary, WR, So.	11	0			11	11
76 Juwann Bushell-Beatty, OL, Sr.	6	1	0		7	6	36 Devin Gil, LB, So.	1	0			1	0
52 Mason Cole, OL, Sr.	11	13	13	12	49	49	24 Lavert Hill, CB, So.	11	0			11	11
1 Kekoa Crawford, WR, So.	4	0			4	0	7 Khaleke Hudson, S, So.	10	0			10	4
82 Nick Eubanks, TE, So.	1	0			1	0	73 Maurice Hurst, DT, 5th Sr.	11	4	0	0	15	11
12 Chris Evans, RB, So.	2	1	--	--	3	1	23 Tyree Kinnel, S, Jr.	11	0	0		11	11
83 Zach Gentry, TE, Jr.	9	0	0		9	6	22 David Long, CB, So.	11	0			11	11
14 Drake Harris, WR, Sr.		1	1		2	0	9 Mike McCray, LB, 5th Sr.	10	13	0	0	23	10
22 Karan Higdon, RB, Jr.	7	0	0		7	0	14 Josh Metellus, LB, So.	11	1	--	--	12	12
80 Khalid Hill, TE, 5th Sr.	2	2	2	4	10	0	90 Bryan Mone, DT, Sr.	4	1	--	1	6	0
32 Ty Isaac, RB, 5th Sr.	2	0	1	0	3	0	5 Aubrey Solomon, DT, Fr.	3				3	1
57 Patrick Kugler, OL, 5th Sr.	11	1	0	0	12	11	28 Brandon Watson, CB, Jr.	1				1	1
84 Sean McKeon, TE, So.	9	0			9	8	15 Chase Winovich, DE, Sr.	11	2	0	0	13	11
77 Grant Newsome, OL, Jr.	-	5	1		6	0							
8 John O'Korn, QB, 5th Sr.	4	1			5	0	<i>Starts may not all be at position currently listed</i>						
50 Michael Onwenu, OL, So.	8	0			8	0							
19 Henry Poggi, TE, 5th Sr.	5	7	4		16	0							
51 Cesar Ruiz, OL, Fr.	3				3	3							
81 Nate Schoenle, WR, So.	1				1	0							
3 Wilton Speight, QB, Sr.	4	12	0		16	0							
70 Nolan Ulizio, OL, Jr.	5	0	0		5	0							
85 Maurice Ways, WR, Sr.			2		2	0							
17 TJ Wheatley, TE, Jr.	2	0			2	0							

2017 Michigan Football
Michigan Overall Team Statistics (as of Nov 20, 2017)
All games

Team Statistics	MICH	OPP
SCORING	289	188
Points Per Game	26.3	17.1
Points Off Turnovers	43	41
FIRST DOWNS	194	149
Rushing	105	66
Passing	77	61
Penalty	12	22
RUSHING YARDAGE	2136	1285
Yards gained rushing	2445	1702
Yards lost rushing	309	417
Rushing Attempts	460	377
Average Per Rush	4.6	3.4
Average Per Game	194.2	116.8
TDs Rushing	23	12
PASSING YARDAGE	1828	1588
Comp-Att-Int	147-269-7	132-281-9
Average Per Pass	6.8	5.7
Average Per Catch	12.4	12.0
Average Per Game	166.2	144.4
TDs Passing	8	8
TOTAL OFFENSE	3964	2873
Total Plays	729	658
Average Per Play	5.4	4.4
Average Per Game	360.4	261.2
KICK RETURNS: #-Yards	25-487	31-483
PUNT RETURNS: #-Yards	35-261	16-168
INT RETURNS: #-Yards	9-179	7-134
KICK RETURN AVERAGE	19.5	15.6
PUNT RETURN AVERAGE	7.5	10.5
INT RETURN AVERAGE	19.9	19.1
FUMBLES-LOST	14-8	17-5
PENALTIES-Yards	74-653	54-456
Average Per Game	59.4	41.5
PUNTS-Yards	64-2553	83-3444
Average Per Punt	39.9	41.5
Net punt average	36.0	37.1
KICKOFFS-Yards	60-3787	42-2622
Average Per Kick	63.1	62.4
Net kick average	43.0	41.3
TIME OF POSSESSION/Game	32:02	27:58
3RD-DOWN Conversions	51/156	37/150
3rd-Down Pct	33%	25%
4TH-DOWN Conversions	8/12	5/11
4th-Down Pct	67%	45%
SACKS BY-Yards	36-251	29-205
MISC YARDS	40	0
TOUCHDOWNS SCORED	35	23
FIELD GOALS-ATTEMPTS	15-20	9-14
ON-SIDE KICKS	0-0	0-1
RED-ZONE SCORES	(31-36) 86%	(21-26) 81%
RED-ZONE TOUCHDOWNS	(19-36) 53%	(15-26) 58%
PAT-ATTEMPTS	(32-34) 94%	(23-23) 100%
ATTENDANCE	557506	349335
Games/Avg Per Game	5/111501	5/69867
Neutral Site Games		1/75802

Score by Quarters	1st	2nd	3rd	4th	OT	Total
Michigan	53	98	67	64	7	289
Opponents	48	51	52	37	0	188

2017 Michigan Football
Michigan Overall Individual Statistics (as of Nov 20, 2017)
All games

<u>Rushing</u>	<u>gp</u>	<u>att</u>	<u>gain</u>	<u>loss</u>	<u>net</u>	<u>avg</u>	<u>td</u>	<u>lg</u>	<u>avg/g</u>
Higdon, Karan	11	136	886	12	874	6.4	10	77	79.5
Evans, Chris	11	115	647	53	594	5.2	6	67	54.0
Isaac, Ty	9	88	561	13	548	6.2	2	53	60.9
Walker, Kareem	5	20	75	7	68	3.4	1	16	13.6
Peoples-J, D.	11	3	62	0	62	20.7	0	44	5.6
McDoom, Eddie	11	8	43	0	43	5.4	0	12	3.9
Hill, Khalid	11	12	23	0	23	1.9	2	4	2.1
Samuels, O.	7	8	14	1	13	1.6	0	3	1.9
Poggi, Henry	11	1	2	0	2	2.0	1	2	0.2
Mason, Ben	11	1	1	0	1	1.0	1	1	0.1
TEAM	6	6	0	7	-7	-1.2	0	0	-1.2
O'Korn, John	8	36	93	112	-19	-0.5	0	14	-2.4
Peters, Brandon	5	12	17	42	-25	-2.1	0	6	-5.0
Speight, Wilton	4	14	21	62	-41	-2.9	0	8	-10.2
Total	11	460	2445	309	2136	4.6	23	77	194.2
Opponents	11	377	1702	417	1285	3.4	12	69	116.8

<u>Passing</u>	<u>gp</u>	<u>effic</u>	<u>comp-att-int</u>	<u>pct</u>	<u>yds</u>	<u>td</u>	<u>lg</u>	<u>avg/g</u>
O'Korn, John	8	99.37	66-124-5	53.2	761	1	37	95.1
Speight, Wilton	4	121.86	44-81-2	54.3	581	3	48	145.2
Peters, Brandon	5	142.23	37-64-0	57.8	486	4	48	97.2
Total	11	116.34	147-269-7	54.6	1828	8	48	166.2
Opponents	11	97.43	132-281-9	47.0	1588	8	64	144.4

<u>Receiving</u>	<u>gp</u>	<u>no.</u>	<u>yds</u>	<u>avg</u>	<u>td</u>	<u>lg</u>	<u>avg/g</u>
McKeon, Sean	11	27	279	10.3	2	36	25.4
Perry, Grant	10	24	298	12.4	1	33	29.8
Peoples-J, D.	11	16	219	13.7	0	48	19.9
Gentry, Zach	11	13	244	18.8	2	36	22.2
Black, Tarik	3	11	149	13.5	1	46	49.7
Crawford, Kekoa	9	10	125	12.5	1	43	13.9
Evans, Chris	11	9	112	12.4	1	24	10.2
McDoom, Eddie	11	9	53	5.9	0	14	4.8
Higdon, Karan	11	6	111	18.5	0	35	10.1
Hill, Khalid	11	4	52	13.0	0	22	4.7
Schoenle, Nate	9	3	37	12.3	0	15	4.1
Wheatley, T.	9	3	26	8.7	0	15	2.9
Isaac, Ty	9	3	16	5.3	0	10	1.8
Ways, Maurice	9	3	7	2.3	0	4	0.8
Eubanks, Nick	4	2	61	30.5	0	48	15.2
Poggi, Henry	11	2	21	10.5	0	11	1.9
Collins, Nico	3	1	12	12.0	0	12	4.0
Bunting, Ian	11	1	6	6.0	0	6	0.5
Total	11	147	1828	12.4	8	48	166.2
Opponents	11	132	1588	12.0	8	64	144.4

<u>Punt Returns</u>	<u>no.</u>	<u>yds</u>	<u>avg</u>	<u>td</u>	<u>lg</u>
Peoples-J, D.	33	253	7.7	1	79
TEAM	1	0	0.0	0	0
Metellus, Josh	1	8	8.0	0	0
Total	35	261	7.5	1	79
Opponents	16	168	10.5	1	53

<u>Interceptions</u>	<u>no.</u>	<u>yds</u>	<u>avg</u>	<u>td</u>	<u>lg</u>
Hudson, Khaleke	2	22	11.0	0	22
Long, David	2	105	52.5	0	80
Hill, Lavert	2	24	12.0	1	24
Kinnel, Tyree	2	28	14.0	1	28
Bush, Devin	1	0	0.0	0	0
Total	9	179	19.9	2	80
Opponents	7	134	19.1	2	48

<u>Kick Returns</u>	<u>no.</u>	<u>yds</u>	<u>avg</u>	<u>td</u>	<u>lg</u>
Thomas, Ambry	14	306	21.9	0	43
Crawford, Kekoa	8	139	17.4	0	27
Hawkins, Brad	3	42	14.0	0	16
Total	25	487	19.5	0	43
Opponents	31	483	15.6	0	27

<u>Fumble Returns</u>	<u>no.</u>	<u>yds</u>	<u>avg</u>	<u>td</u>	<u>lg</u>
Furbush, Noah	0	0	0.0	1	0
Total	0	0	0.0	1	0
Opponents	0	0	0.0	0	0

2017 Michigan Football
Michigan Overall Individual Statistics (as of Nov 20, 2017)
All games

Scoring	td	fg	PAT			dpx	saf	pts
			kick	rush	rcv pass			
Nordin, Quinn	-	15-20	32-34	-	-	-	-	77
Higdon, Karan	10	-	-	-	-	-	-	60
Evans, Chris	7	-	-	0-1	-	-	-	42
McKeon, Sean	2	-	-	-	-	-	-	12
Hill, Khalid	2	-	-	-	-	-	-	12
Isaac, Ty	2	-	-	-	-	-	-	12
Gentry, Zach	2	-	-	-	-	-	-	12
Black, Tarik	1	-	-	-	-	-	-	6
Perry, Grant	1	-	-	-	-	-	-	6
Kinnel, Tyree	1	-	-	-	-	-	-	6
Crawford, Kekoa	1	-	-	-	-	-	-	6
Peoples-J, D.	1	-	-	-	-	-	-	6
Poggi, Henry	1	-	-	-	-	-	-	6
Walker, Kareem	1	-	-	-	-	-	-	6
Hill, Lavert	1	-	-	-	-	-	-	6
Mason, Ben	1	-	-	-	-	-	-	6
Furbush, Noah	1	-	-	-	-	-	-	6
TEAM	-	-	-	-	-	-	1	2
Total	35	15-20	32-34	0-1	-	-	1	289
Opponents	23	9-14	23-23	-	-	-	-	188

Total Offense	g	plays	rush	pass	total	avg/g
Higdon, Karan	11	136	874	0	874	79.5
O'Korn, John	8	160	-19	761	742	92.8
Evans, Chris	11	115	594	0	594	54.0
Isaac, Ty	9	88	548	0	548	60.9
Speight, Wilton	4	95	-41	581	540	135.0
Peters, Brandon	5	76	-25	486	461	92.2
Walker, Kareem	5	20	68	0	68	13.6
Peoples-J, D.	11	3	62	0	62	5.6
McDoom, Eddie	11	8	43	0	43	3.9
Hill, Khalid	11	12	23	0	23	2.1
Samuels, O.	7	8	13	0	13	1.9
Poggi, Henry	11	1	2	0	2	0.2
Mason, Ben	11	1	1	0	1	0.1
TEAM	6	6	-7	0	-7	-1.2
Total	11	729	2136	1828	3964	360.4
Opponents	11	658	1285	1588	2873	261.2

Field Goals	fg	pct.	01-19	20-29	30-39	40-49	50-99	lg	blk
Nordin, Quinn	15-20	75.0	0-0	5-5	6-9	2-3	2-3	55	0

FG Sequence	Michigan	Opponents
UF	(25),(55),(30),(50),52,32	(46),47
Cincinnati	(28),(24)	51
Air Force	(35),(26),(49),(29),(36)	(37),(50),29
Purdue	-	(29)
Michigan State	(30)	-
Indiana	(40),(38)	51,(32),(46)
Penn State	-	-
Rutgers	37	-
Minnesota	49	(23)
Maryland	31	43,(20)
Wisconsin	(39)	(30)

Punting	no.	yds	avg	lg	tb	fc	i20	50+	blk
Robbins, Brad	51	2086	40.9	57	3	20	16	2	0
Hart, Will	12	455	37.9	61	1	5	6	1	0
TEAM	1	12	12.0	12	0	0	0	0	1
Total	64	2553	39.9	61	4	25	22	3	1
Opponents	83	3444	41.5	61	5	19	17	22	1

Kickoffs	no.	yds	avg	tb	ob	retn	net	ydln
Foug, James	60	3787	63.1	29	0			
Total	60	3787	63.1	29	0	15.6	43.0	22
Opponents	42	2622	62.4	16	1	19.5	41.3	23

Numbers in (parentheses) indicate field goal was made.

2017 Michigan Football
Michigan Overall Individual Statistics (as of Nov 20, 2017)
All games

<u>All Purpose</u>	<u>g</u>	<u>rush</u>	<u>rcv</u>	<u>pr</u>	<u>kr</u>	<u>ir</u>	<u>total</u>	<u>avg/g</u>
Higdon, Karan	11	874	111	0	0	0	985	89.5
Evans, Chris	11	594	112	0	0	0	706	64.2
Isaac, Ty	9	548	16	0	0	0	564	62.7
Peoples-J, D.	11	62	219	253	0	0	534	48.5
Thomas, Ambry	11	0	0	0	306	0	306	27.8
Perry, Grant	10	0	298	0	0	0	298	29.8
McKeon, Sean	11	0	279	0	0	0	279	25.4
Crawford, Kekoa	9	0	125	0	139	0	264	29.3
Gentry, Zach	11	0	244	0	0	0	244	22.2
Black, Tarik	3	0	149	0	0	0	149	49.7
Long, David	11	0	0	0	0	105	105	9.5
McDoom, Eddie	11	43	53	0	0	0	96	8.7
Hill, Khalid	11	23	52	0	0	0	75	6.8
Walker, Kareem	5	68	0	0	0	0	68	13.6
Eubanks, Nick	4	0	61	0	0	0	61	15.2
Hawkins, Brad	10	0	0	0	42	0	42	4.2
Schoenle, Nate	9	0	37	0	0	0	37	4.1
Kinnel, Tyree	11	0	0	0	0	28	28	2.5
Wheatley, T.	9	0	26	0	0	0	26	2.9
Hill, Lavert	10	0	0	0	0	24	24	2.4
Poggi, Henry	11	2	21	0	0	0	23	2.1
Hudson, Khalek	11	0	0	0	0	22	22	2.0
Samuels, O.	7	13	0	0	0	0	13	1.9
Collins, Nico	3	0	12	0	0	0	12	4.0
Metellus, Josh	11	0	0	8	0	0	8	0.7
Ways, Maurice	9	0	7	0	0	0	7	0.8
Bunting, Ian	11	0	6	0	0	0	6	0.5
Mason, Ben	11	1	0	0	0	0	1	0.1
TEAM	6	-7	0	0	0	0	-7	-1.2
O'Korn, John	8	-19	0	0	0	0	-19	-2.4
Peters, Brandon	5	-25	0	0	0	0	-25	-5.0
Speight, Wilton	4	-41	0	0	0	0	-41	-10.2
Total	11	2136	1828	261	487	179	4891	444.6
Opponents	11	1285	1588	168	483	134	3658	332.5

2017 Michigan Football
Michigan Overall Defensive Statistics (as of Nov 20, 2017)
All games

##	Defensive Leaders	gp	Tackles				tfl/yds	Sacks no-yds	Pass defense			Fumbles		blkd	
			ua	a	tot				int-yds	brup	qbh	rcv-yds	ff	kick	saf
10	Bush, Devin	11	35	54	89	9.5-45	5.0-39	1-0	8	1	
7A	Hudson, Khaleke	11	37	30	67	16.0-81	7.0-57	2-22	6	4	.	2	.	.	
15	Winovich, Chase	11	25	39	64	15.5-65	7.0-41	.	.	5	1-0	2	.	.	
9A	McCray, Mike	11	30	34	64	10.0-40	5.0-29	.	1	5	.	1	.	.	
2C	Kinnel, Tyree	11	38	25	63	4.5-15	1.0-8	2-28	6	
73	Hurst, Maurice	11	23	33	56	13.5-46	5.0-31	.	1	2	.	1	1	.	
3A	Gary, Rashan	11	17	34	51	8.5-39	3.0-21	.	.	7	.	1	.	.	
14	Metellus, Josh	11	21	22	43	0.5-7	.	.	4	.	.	1	1	.	
59	Furbush, Noah	11	10	16	26	1.5-5	.	.	1	2	2-0	.	.	.	
2B	Long, David	11	11	9	20	2.0-9	0.5-7	2-105	3	
24	Hill, Lavert	10	13	6	19	3.5-12	.	2-24	7	
28	Watson, Brandon	11	6	11	17	1.5-2	.	.	5	1	
5A	Solomon, Aubrey	11	6	11	17	2.0-5	
29	Glasgow, Jordan	11	6	3	9	.	.	.	1	
46	Wroblewski, M.	11	6	2	8	1	.	.	
1C	Thomas, Ambry	11	5	1	6	0.5-0	1-0	1	.	.	
11	Paye, Kwity	8	.	5	5	1.5-8	1.0-6	
81	Schoenle, Nate	9	3	2	5	
90	Mone, Bryan	11	.	5	5	0.5-1	
36	Gil, Devin	11	2	2	4	
27	Hewlett, Joe	8	3	1	4	
5D	Dwumfour, M.	8	.	4	4	1.0-4	0.5-2	
93	Marshall, L.	9	1	3	4	1-0	.	.	.	
26	Woods, J'Marick	10	2	1	3	
25	St-Juste, Ben	11	3	.	3	
35	Uche, Josh	8	3	.	3	1.0-10	1.0-10	
2A	Kemp, Carlo	11	1	2	3	1	
1B	Ross, Josh	10	2	1	3	
13	McDoom, Eddie	11	1	1	2	
1F	Kelly-Powell,J.	8	1	1	2	
38	Wangler, Jared	11	2	.	2	
42	Mason, Ben	11	2	.	2	
2S	Hawkins, Brad	10	1	1	2	
88	Perry, Grant	10	2	.	2	
31	Foug, James	11	.	1	1	
83	Gentry, Zach	11	1	.	1	
1	Crawford, Kekoa	9	1	.	1	
19	Poggi, Henry	11	1	.	1	
TM	TEAM	6	1	
Total		11	321	360	681	93-394	36-251	9-179	43	28	5-0	10	2	1	
Opponents		11	456	300	756	72-302	29-205	7-134	24	15	8-0	10	1	.	

2017 Michigan Football
Michigan Team Game-by-Game (as of Nov 20, 2017)
All games

TEAM STATISTICS

Date	Opponent	Rushing				Receiving				Passing				Kick Returns				Punt Returns				tot off
		no.	yds	td	lg	no.	yds	td	lg	cmp	att	int	yds	td	lg	no.	yds	td	lg	no.	yds	
Sep 02	vs UF	49	215	1	36	12	218	1	48	12-26-2	218	1	48	0	0	0	0	5	40	0	18	433
Sep 09	CINCINNATI	37	193	0	53	17	221	2	43	17-29-0	221	2	43	4	76	0	27	4	19	0	11	414
Sep 16	AIR FORCE	42	190	1	36	14	169	0	37	14-23-0	169	0	37	3	50	0	19	2	104	1	79	359
Sep 23	at Purdue	44	139	3	49	21	284	1	30	21-31-1	284	1	30	1	15	0	15	1	-1	0	0	423
Oct 07	MICHIGAN STATE	39	102	1	12	16	198	0	36	16-35-3	198	0	36	2	44	0	30	3	6	0	9	300
Oct 14	at Indiana	44	271	3	59	10	58	0	17	10-20-0	58	0	17	0	0	0	0	5	5	0	6	329
Oct 21	at Penn State	42	103	2	14	16	166	0	24	16-28-0	166	0	24	5	113	0	43	1	-2	0	0	269
Oct 28	RUTGERS	51	334	4	49	13	137	1	20	13-20-1	137	1	20	3	59	0	32	3	28	0	17	471
Nov 04	MINNESOTA	37	371	4	77	8	56	1	20	8-13-0	56	1	20	3	62	0	27	5	39	0	14	427
Nov 11	at Maryland	38	160	3	17	9	145	2	35	9-18-0	145	2	35	2	31	0	18	2	16	0	8	305
Nov 18	at Wisconsin	37	58	1	12	11	176	0	48	11-26-0	176	0	48	2	37	0	28	4	7	0	9	234
Opponents		460	2136	23	77	147	1828	8	48	147-269-7	1828	8	48	25	487	0	43	35	261	1	79	3964
		377	1285	12	69	132	1588	8	64	132-281-9	1588	8	64	31	483	0	27	16	168	1	53	2873

Games: 11 • Avg/rush: 4.6 • Avg/catch: 12.4 • Pass effic: 116.34 • KR avg: 19.5 • PR avg: 7.5 • All purpose avg/game: 444.6 • Total offense avg/gm: 360.4

Date	Opponent	Tackles				Sacks no-yds	Fumble		Pass Defense			blkd kick	PAT Attempts			off		
		ua	a	total	tfl-yds		ff	fr-yds	int-yds	qbh	brup		kick	rush	rcv	saf	t/o	pts
Sep 02	vs UF	32	16	48	11.0-41	6.0-35	4	3-0	0-0	5	6	0	3-3	0	0	0	13	33
Sep 09	CINCINNATI	30	30	60	7.0-28	4.0-23	0	0-0	2-52	5	6	0	4-4	0	0	1	14	36
Sep 16	AIR FORCE	28	46	74	9.0-49	3.0-27	1	0-0	1-0	3	3	0	2-2	0	0	0	0	29
Sep 23	at Purdue	23	20	43	7.0-43	5.0-40	3	1-0	0-0	0	5	0	4-4	0	0	0	0	28
Oct 07	MICHIGAN STATE	33	36	69	6.0-11	0.0-0	0	0-0	0-0	3	4	0	1-1	0	0	0	0	10
Oct 14	at Indiana	39	28	67	7.0-32	2.0-20	0	0-0	2-0	4	4	1	3-3	0	0	0	0	27
Oct 21	at Penn State	27	30	57	7.0-28	2.0-11	0	0-0	1-25	1	2	0	1-2	0	0	0	6	13
Oct 28	RUTGERS	22	32	54	11.0-39	5.0-25	1	0-0	0-0	2	2	0	5-5	0	0	0	0	35
Nov 04	MINNESOTA	34	28	62	13.0-65	5.0-46	1	1-0	0-0	2	2	0	3-4	0	0	0	7	33
Nov 11	at Maryland	30	50	80	7.0-28	1.0-6	0	0-0	2-102	0	4	1	5-5	0	0	0	0	35
Nov 18	at Wisconsin	23	44	67	8.0-30	3.0-18	0	0-0	1-0	3	5	0	1-1	0	0	0	3	10
Opponents		321	360	681	93.0-394	36.0-251	10	5-0	9-179	28	43	2	32-34	0	0	1	43	289
		456	300	756	72.0-302	29.0-205	10	8-0	7-134	15	24	1	23-23	0	0	0	41	188

Date	Opponent	Punting										Field Goals			Kickoffs				
		no.	yds	avg	long	blkd	tb	fc	50+	i20	md-att	long	blkd	no.	yds	avg	tb	ob	
Sep 02	vs UF	3	82	27.3	35	1	0	2	0	2	4-6	55	0	8	518	64.8	4	0	
Sep 09	CINCINNATI	7	274	39.1	61	0	1	1	1	3	2-2	28	0	7	447	63.9	6	0	
Sep 16	AIR FORCE	3	111	37.0	45	0	0	2	0	1	5-5	49	0	8	514	64.2	5	0	
Sep 23	at Purdue	7	284	40.6	45	0	0	5	0	1	0-0	0	0	5	325	65.0	4	0	
Oct 07	MICHIGAN STATE	7	298	42.6	57	0	0	1	1	2	1-1	30	0	3	193	64.3	2	0	
Oct 14	at Indiana	9	367	40.8	49	0	1	4	0	3	2-2	40	0	5	309	61.8	2	0	
Oct 21	at Penn State	6	233	38.8	48	0	0	2	0	1	0-0	0	0	3	195	65.0	2	0	
Oct 28	RUTGERS	3	125	41.7	48	0	0	2	0	2	0-1	0	0	6	378	63.0	3	0	
Nov 04	MINNESOTA	5	204	40.8	49	0	0	3	0	2	0-1	0	0	6	357	59.5	1	0	
Nov 11	at Maryland	5	212	42.4	48	0	1	2	0	1	0-1	0	0	6	369	61.5	0	0	
Nov 18	at Wisconsin	9	363	40.3	52	0	1	1	1	4	1-1	39	0	3	182	60.7	0	0	
Opponents		64	2553	39.9	61	1	4	25	3	22	15-20	55	0	60	3787	63.1	29	0	
		83	3444	41.5	61	1	5	19	22	17	9-14	50	1	42	2622	62.4	16	1	

2017 Michigan Football
Michigan Opponent Game-by-Game (as of Nov 20, 2017)
All games

OPPONENT STATISTICS

Date	Opponent	Rushing				Receiving				Passing				Kick Returns				Punt Returns				tot off	
		no.	yds	td	lg	no.	yds	td	lg	cmp	att	int	yds	td	lg	no.	yds	td	lg	no.	yds		td
Sep 02	vs UF	27	11	0	16	14	181	0	34	14-26-0	181	0	34	4	71	0	26	0	0	0	0	0	192
Sep 09	CINCINNATI	30	68	1	46	15	132	1	25	15-40-2	132	1	25	1	7	0	7	3	6	0	5	200	
Sep 16	AIR FORCE	49	168	0	34	1	64	1	64	1-9-1	64	1	64	3	45	0	17	0	0	0	0	232	
Sep 23	at Purdue	20	30	0	14	13	159	1	36	13-30-0	159	1	36	1	20	0	20	2	8	0	7	189	
Oct 07	MICHIGAN STATE	40	158	1	50	11	94	1	30	11-22-0	94	1	30	1	9	0	9	2	-8	0	10	252	
Oct 14	at Indiana	29	80	1	31	21	198	1	24	21-43-2	198	1	24	3	29	0	16	3	74	0	53	278	
Oct 21	at Penn State	35	224	5	69	17	282	1	42	17-26-1	282	1	42	1	15	0	15	2	20	0	18	506	
Oct 28	RUTGERS	31	94	2	65	8	101	0	30	8-16-0	101	0	30	3	61	0	27	0	0	0	0	195	
Nov 04	MINNESOTA	44	90	1	21	5	74	0	29	5-12-0	74	0	29	5	64	0	16	1	0	0	0	164	
Nov 11	at Maryland	32	180	0	36	18	160	1	27	18-38-2	160	1	27	6	117	0	26	1	0	0	0	340	
Nov 18	at Wisconsin	40	182	1	52	9	143	1	51	9-19-1	143	1	51	3	45	0	17	2	68	1	50	325	
Michigan		377	1285	12	69	132	1588	8	64	132-281-9	1588	8	64	31	483	0	27	16	168	1	53	2873	
Michigan		460	2136	23	77	147	1828	8	48	147-269-7	1828	8	48	25	487	0	43	35	261	1	79	3964	

Games: 11 • Avg/rush: 3.4 • Avg/catch: 12.0 • Pass effic: 97.43 • KR avg: 15.6 • PR avg: 10.5 • All purpose avg/game: 332.5 • Total offense avg/gm: 261.2

Date	Opponent	Tackles				Sacks no-yds	Fumble		Pass Defense			blkd kick	PAT Attempts			off		
		ua	a	total	tfl-yds		ff	fr-yds	int-yds	qbh	brup		kick	rush	rcv	saf	t/o	pts
Sep 02	vs UF	54	16	70	11.0-33	5.0-22	0	0-0	2-89	4	0	1	2-2	0	0	0	14	17
Sep 09	CINCINNATI	48	14	62	5.0-15	1.0-8	0	2-0	0-0	0	2	0	2-2	0	0	0	7	14
Sep 16	AIR FORCE	43	28	71	8.0-22	2.0-11	2	1-0	0-0	1	1	0	1-1	0	0	0	3	13
Sep 23	at Purdue	49	24	73	8.0-35	4.0-28	1	1-0	1-7	0	2	0	1-1	0	0	0	3	10
Oct 07	MICHIGAN STATE	42	30	72	6.0-39	4.0-33	2	2-0	3-35	1	2	0	2-2	0	0	0	7	14
Oct 14	at Indiana	49	14	63	5.0-19	0.0-0	0	0-0	0-0	0	3	0	2-2	0	0	0	0	20
Oct 21	at Penn State	30	56	86	8.0-55	7.0-49	2	1-0	0-0	4	2	0	6-6	0	0	0	7	42
Oct 28	RUTGERS	34	56	90	5.0-20	1.0-13	2	0-0	1-3	0	3	0	2-2	0	0	0	0	14
Nov 04	MINNESOTA	42	12	54	5.0-26	3.0-23	0	0-0	0-0	0	0	0	1-1	0	0	0	0	10
Nov 11	at Maryland	29	28	57	4.0-11	0.0-0	0	0-0	0-0	0	2	0	1-1	0	0	0	0	10
Nov 18	at Wisconsin	36	22	58	7.0-27	2.0-18	1	1-0	0-0	5	7	0	3-3	0	0	0	0	24
Michigan		456	300	756	72.0-302	29.0-205	10	8-0	7-134	15	24	1	23-23	0	0	0	41	188
Michigan		321	360	681	93.0-394	36.0-251	10	5-0	9-179	28	43	2	32-34	0	0	1	43	289

Date	Opponent	Punting										Field Goals			Kickoffs				
		no.	yds	avg	long	blkd	tb	fc	50+	i20	md-att	long	blkd	no.	yds	avg	tb	ob	
Sep 02	vs UF	6	328	54.7	59	0	1	0	6	1	1-2	46	0	4	260	65.0	4	0	
Sep 09	CINCINNATI	10	373	37.3	49	0	0	3	0	3	0-1	0	0	4	250	62.5	0	0	
Sep 16	AIR FORCE	6	231	38.5	54	0	0	2	2	0	2-3	50	0	4	244	61.0	1	0	
Sep 23	at Purdue	11	439	39.9	55	0	0	7	3	4	1-1	29	0	3	195	65.0	2	0	
Oct 07	MICHIGAN STATE	11	430	39.1	49	0	2	0	0	3	0-0	0	0	3	191	63.7	1	0	
Oct 14	at Indiana	8	354	44.2	48	0	0	2	0	1	2-3	46	1	3	195	65.0	3	0	
Oct 21	at Penn State	2	99	49.5	56	0	0	0	1	0	0-0	0	0	7	437	62.4	2	0	
Oct 28	RUTGERS	8	352	44.0	61	0	2	0	4	0	0-0	0	0	3	167	55.7	0	0	
Nov 04	MINNESOTA	8	388	48.5	58	0	0	2	5	2	1-1	23	0	3	183	61.0	0	0	
Nov 11	at Maryland	5	152	30.4	47	1	0	2	0	0	1-2	20	0	3	180	60.0	0	1	
Nov 18	at Wisconsin	8	298	37.2	53	0	0	1	1	3	1-1	30	0	5	320	64.0	3	0	
Michigan		83	3444	41.5	61	1	5	19	22	17	9-14	50	1	42	2622	62.4	16	1	
Michigan		64	2553	39.9	61	1	4	25	3	22	15-20	55	0	60	3787	63.1	29	0	

2017 Michigan Football
Michigan Red-Zone Results (as of Nov 20, 2017)
All games

Michigan Inside Opponent Red-Zone

Date	Opponent	Score	Times In RZ	Times Scored	Total Pts	Rush TDs	Pass TDs	FGs Made	Failed to score inside RZ						
									FGA	Down	Int	Fumb	Half	Game	
Sep 02, 2017	vs UF	W 33-17	4	3	13	1	1	0	2	1	0	0	0	0	0
Sep 09, 2017	CINCINNATI	W 36-14	2	2	6	0	0	0	2	0	0	0	0	0	0
Sep 16, 2017	AIR FORCE	W 29-13	4	4	12	0	0	0	4	0	0	0	0	0	0
Sep 23, 2017	at Purdue	W 28-10	3	3	21	3	2	1	0	0	0	0	0	0	0
Oct 07, 2017	MICHIGAN STATE	L 10-14	2	2	10	1	1	0	1	0	0	0	0	0	0
Oct 14, 2017	at Indiana	W 27-20	3	3	13	1	1	0	2	0	0	0	0	0	0
Oct 21, 2017	at Penn State	L 13-42	2	2	13	2	2	0	0	0	0	0	0	0	0
Oct 28, 2017	RUTGERS	W 35-14	5	4	28	4	3	1	0	1	0	0	0	0	0
Nov 04, 2017	MINNESOTA	W 33-10	2	2	14	2	1	1	0	0	0	0	0	0	0
Nov 11, 2017	at Maryland	W 35-10	6	4	28	4	3	1	0	1	0	0	0	1	0
Nov 18, 2017	at Wisconsin	L 10-24	3	2	10	1	1	0	1	0	0	0	1	0	0
Totals			36	31	168	19	15	4	12	3	0	0	1	1	0

31 of 36 (86.1%)

Opponents Inside Michigan Red-Zone

Date	Opponent	Score	Times In RZ	Times Scored	Total Pts	Rush TDs	Pass TDs	FGs Made	Failed to score inside RZ						
									FGA	Down	Int	Fumb	Half	Game	
Sep 02, 2017	vs UF	W 33-17	0	0	0	0	0	0	0	0	0	0	0	0	0
Sep 09, 2017	CINCINNATI	W 36-14	2	2	14	2	1	1	0	0	0	0	0	0	0
Sep 16, 2017	AIR FORCE	W 29-13	2	1	3	0	0	0	1	1	0	0	0	0	0
Sep 23, 2017	at Purdue	W 28-10	2	2	10	1	0	1	1	0	0	0	0	0	0
Oct 07, 2017	MICHIGAN STATE	L 10-14	2	2	14	2	1	1	0	0	0	0	0	0	0
Oct 14, 2017	at Indiana	W 27-20	4	3	17	2	1	1	1	0	0	1	0	0	0
Oct 21, 2017	at Penn State	L 13-42	5	4	28	4	4	0	0	0	0	0	0	1	0
Oct 28, 2017	RUTGERS	W 35-14	1	1	7	1	1	0	0	0	0	0	0	0	0
Nov 04, 2017	MINNESOTA	W 33-10	2	2	10	1	1	0	1	0	0	0	0	0	0
Nov 11, 2017	at Maryland	W 35-10	3	2	10	1	0	1	1	0	0	1	0	0	0
Nov 18, 2017	at Wisconsin	L 10-24	3	2	10	1	0	1	1	0	0	0	0	1	0
Totals			26	21	123	15	9	6	6	1	0	2	0	2	0

21 of 26 (80.8%)