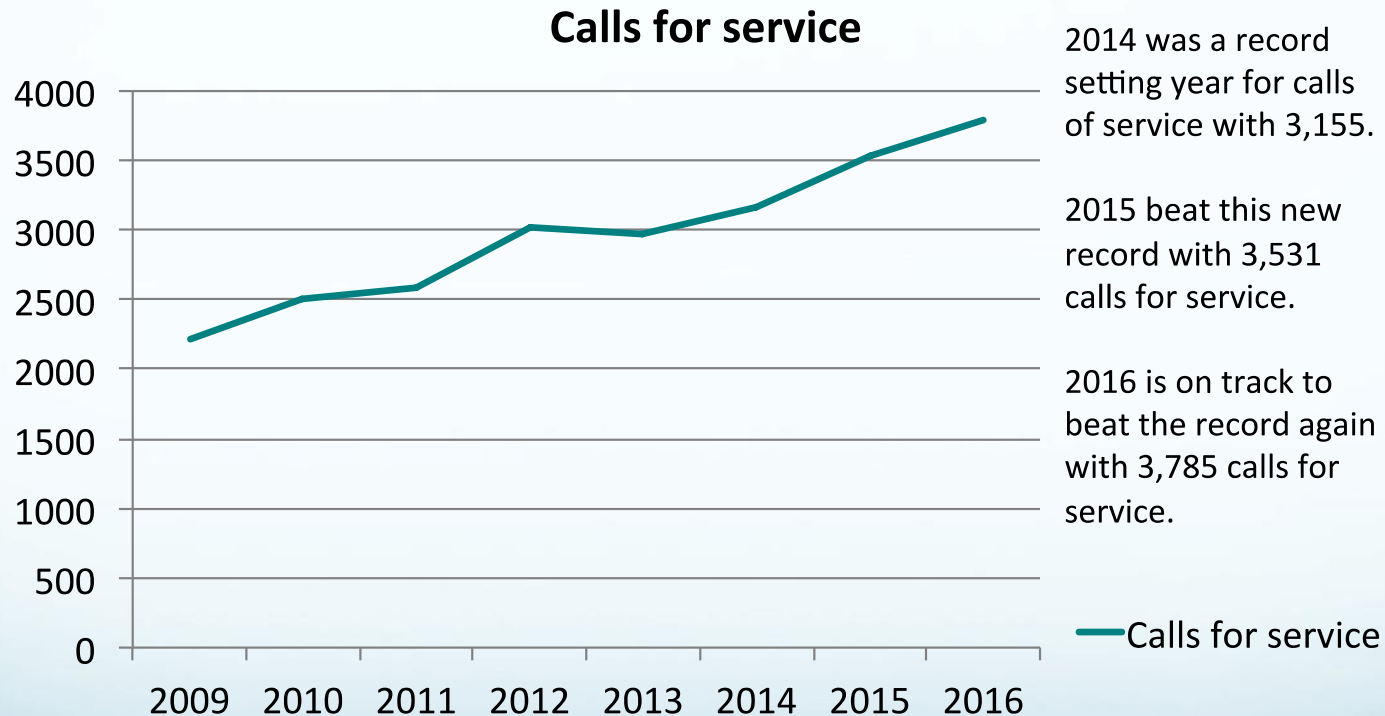


# City of Jefferson

Police Department Statistics  
Mark Clouse, Chief of Police

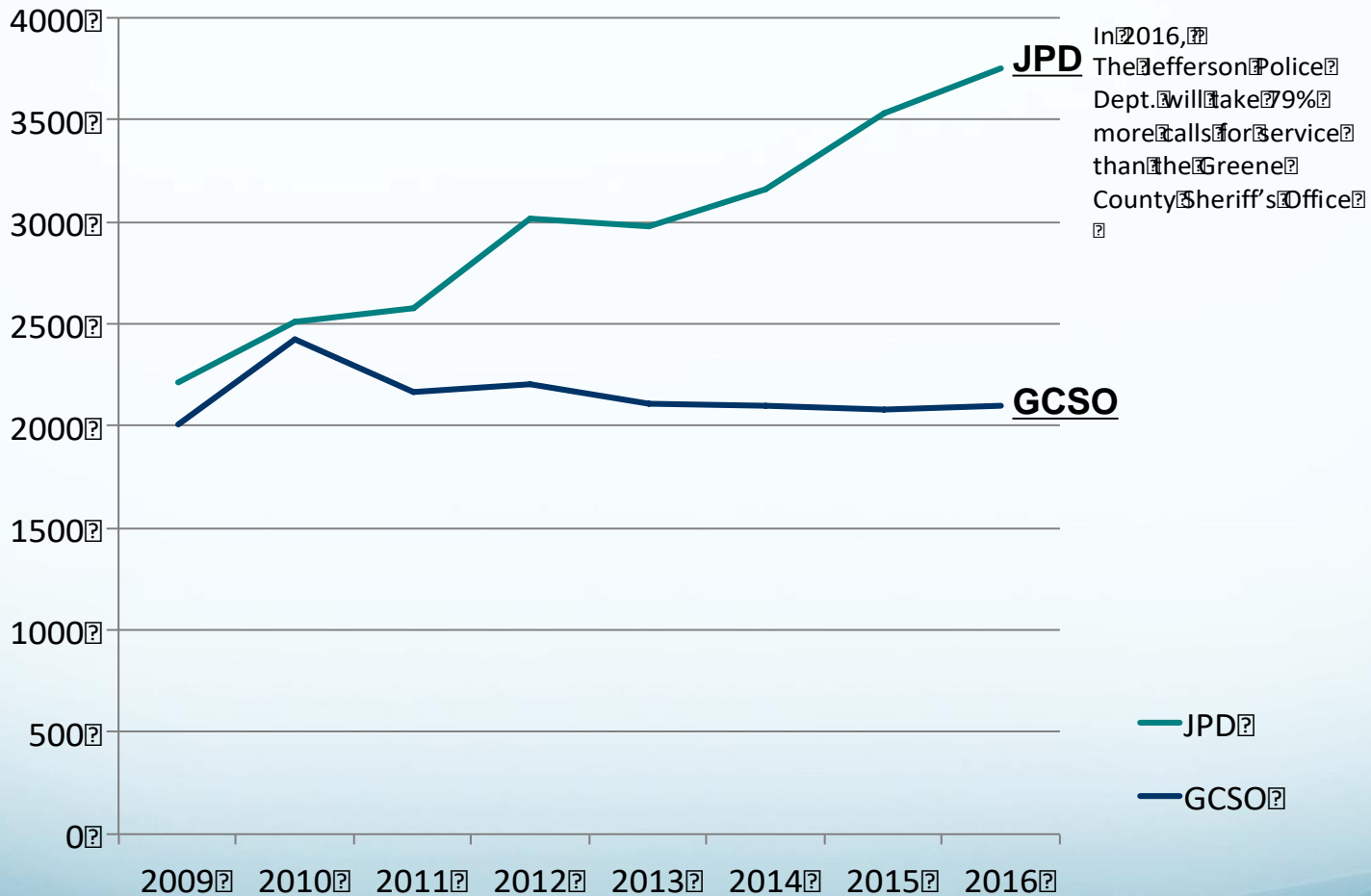


# Calls for Service Increased



\*\*Statistics based off the Law Enforcement Center Arrest Cards.

# Calls of Service Comparison



\*\*Statistics based off the Law Enforcement Center Arrest Cards.

# JPD and GCSO Staffing

Agency	Sworn Officers	Part Time Officers	Secretaries	Animal Control
Greene County Sheriff's Office	<b>7</b> (The Supervisors have agreed for an additional 8 <sup>th</sup> Deputy)	<b>4</b>	<b>2</b>	<b>1</b>
Jefferson Police Department	7	0	0	0

## Population and Calls

Agency	Population	Calls for Service	
		<u>2015</u>	<u>2016</u>
Greene County Sheriff's Office	4,500	2,075	2,105
Jefferson Police Department	4,500	<b>3,531</b>	<b>3,785</b>

**79%**  
More Calls  
Than the  
GCSO



\*\*Statistics based off the Law Enforcement Center Arrest Cards.

# JPD History

- Prior to 2003, the police department consisted of 8 full time officers and a secretary. In 2003, a full time position and the secretary position was cut.
- In 2002, with those positions, the department took 2,608 call for service
- In 2016, without those positions, the department is on track to take 3,785 calls for service
- 45% increase in calls, with less staffing

# Criminal Charges

## # of Criminal Charges



2003:  
**333** Criminal Charges were filed

2015:  
**567** Criminal charges were filed (All time High)

2016 is on track to beat 2015 record

— # of Criminal Charges

**70.27%** increase  
in Criminal Charges.

\*\*Statistics based off the Law Enforcement Center Arrest Cards.

# Comparison with the Sheriff's Office



## 2015 Criminal Charges

JPD: 566

GCSO: 227

JPD filed **149%**  
more criminal charges  
than the GCSO in 2015

— JPD  
— GCSO

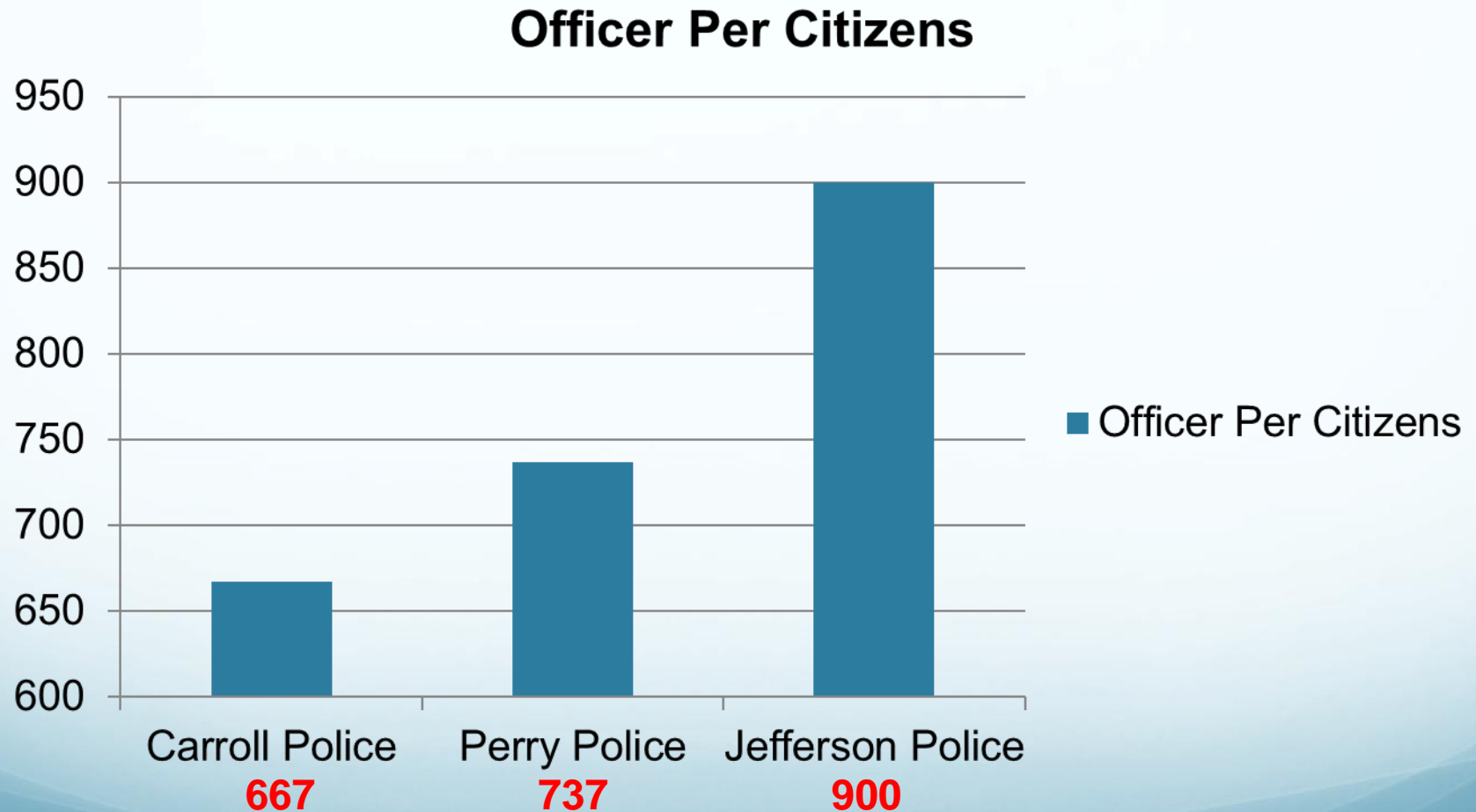
# What is Included in Criminal Charges

- On-scene investigating
- Interviews with suspects, victims and witnesses
- Criminal Charges
- Offense (NIBRS) Reports
- Investigative Reports
- Court Appearances
- Case work is extremely time consuming

# National Average

- **1 Officer per 500 citizens.** This does not include administrative assistants or command staff (Chief, Captain). As of 2016, the JPD average is **1 Officer per 900** citizens.
- This shows that a Jefferson Patrol Officer handles **80%** more calls for service compared to the average Patrolman.
- With this statistic, the Jefferson Police Department should employ 9 patrol officers.
- As of 2016, The Jefferson Police Department Employs 5 patrol officers.

# Surrounding Agencies vs. Jefferson Police Dept.



# City on the Rise

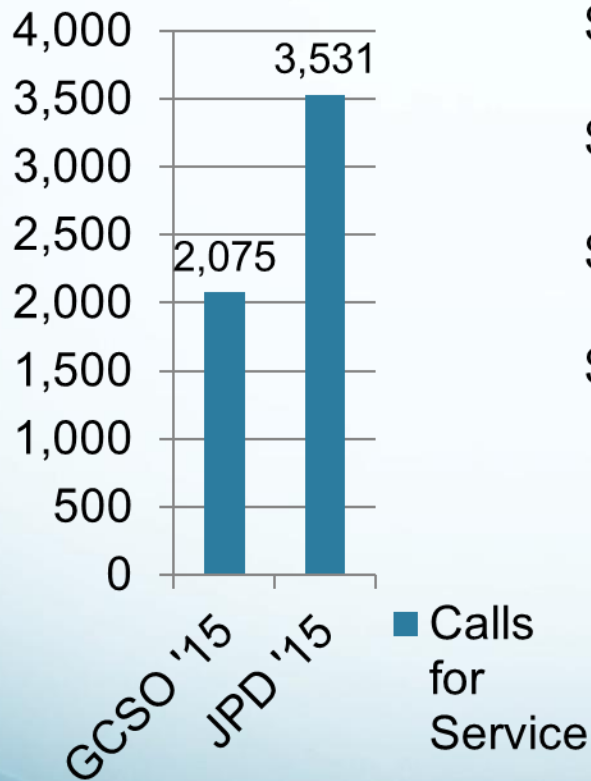
- The City of Jefferson has been growing in population and popularity, with the addition of the Wild Rose Casino, HyVee, Pedaler's Jamboree and several new businesses within the community.
- With a rise in population, it undoubtedly brings with it more crime, calls for service and criminal charges as the statistics have shown.
- With the city wanting to continue its growth, the calls and work load will continue to increase

# Proactive vs Reactive Police Work

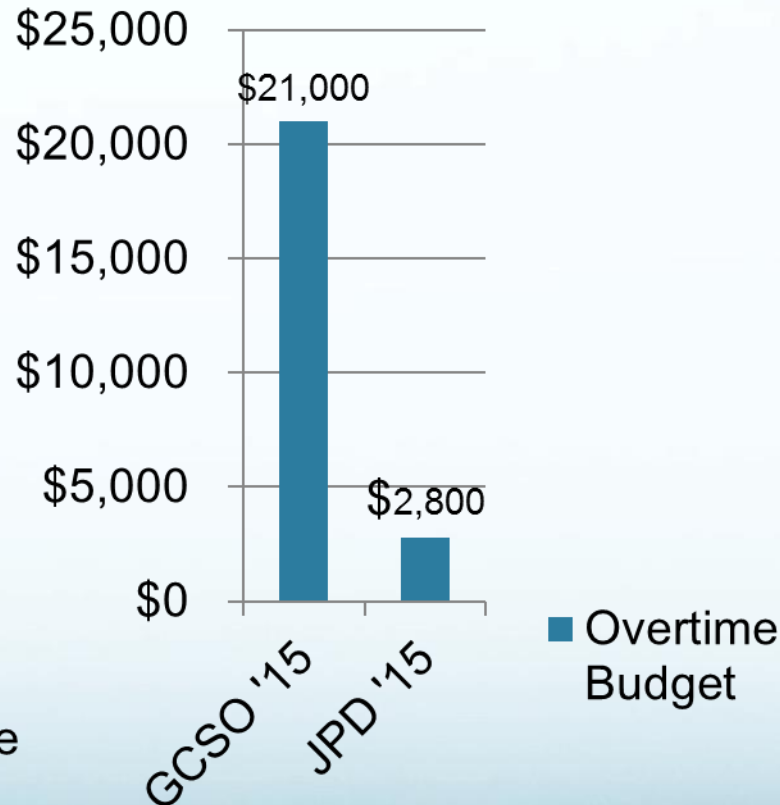
- The Jefferson Police Department officers have been responding to a large call volume increase, which creates more case work / investigations.
- The result from this is the officers busy doing investigations in the office
- This leaves no officers patrolling the street and performing proactive police work. They are simply reacting to the crime that is occurring.
- Because officers are unable to be proactive, the reactive side of crime has been and will continue to increase and continue to hinder the department.

# Calls of Service vs Overtime

## Calls for Service



## Overtime Budget



GCSO: \$3,500 per Deputy  
(GCSO Command Staff will be requesting \$7,500 per officer for 2017-18 budget.)

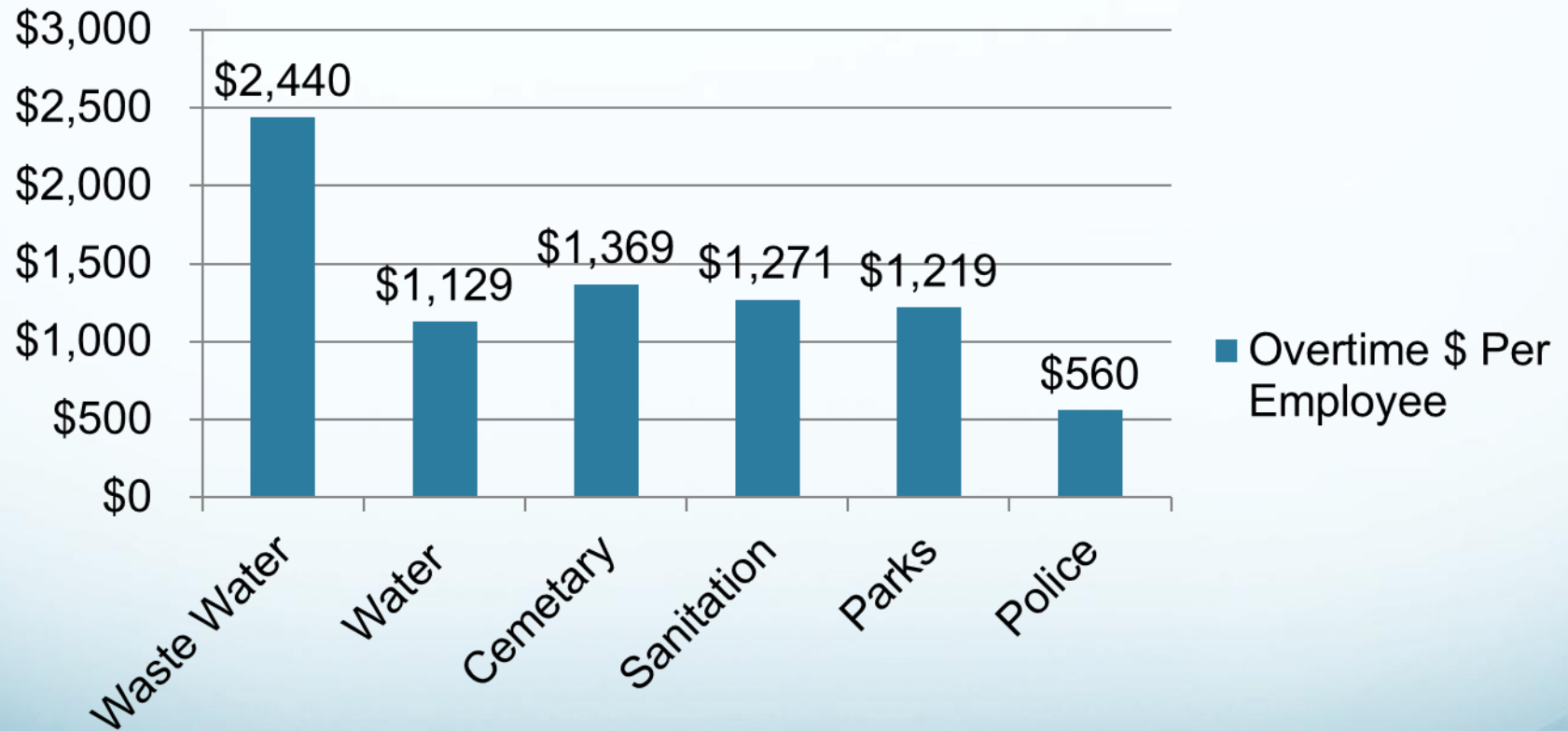
JPD: \$2,800 for the entire Police Department (5 Officers)

As of now, the GCSO has a **650%** Larger Overtime Budget than the JPD, but take considerably less calls for service.

If They are awarded the amended overtime budget, they will have a **1,507%** larger Overtime Budget than the JPD.

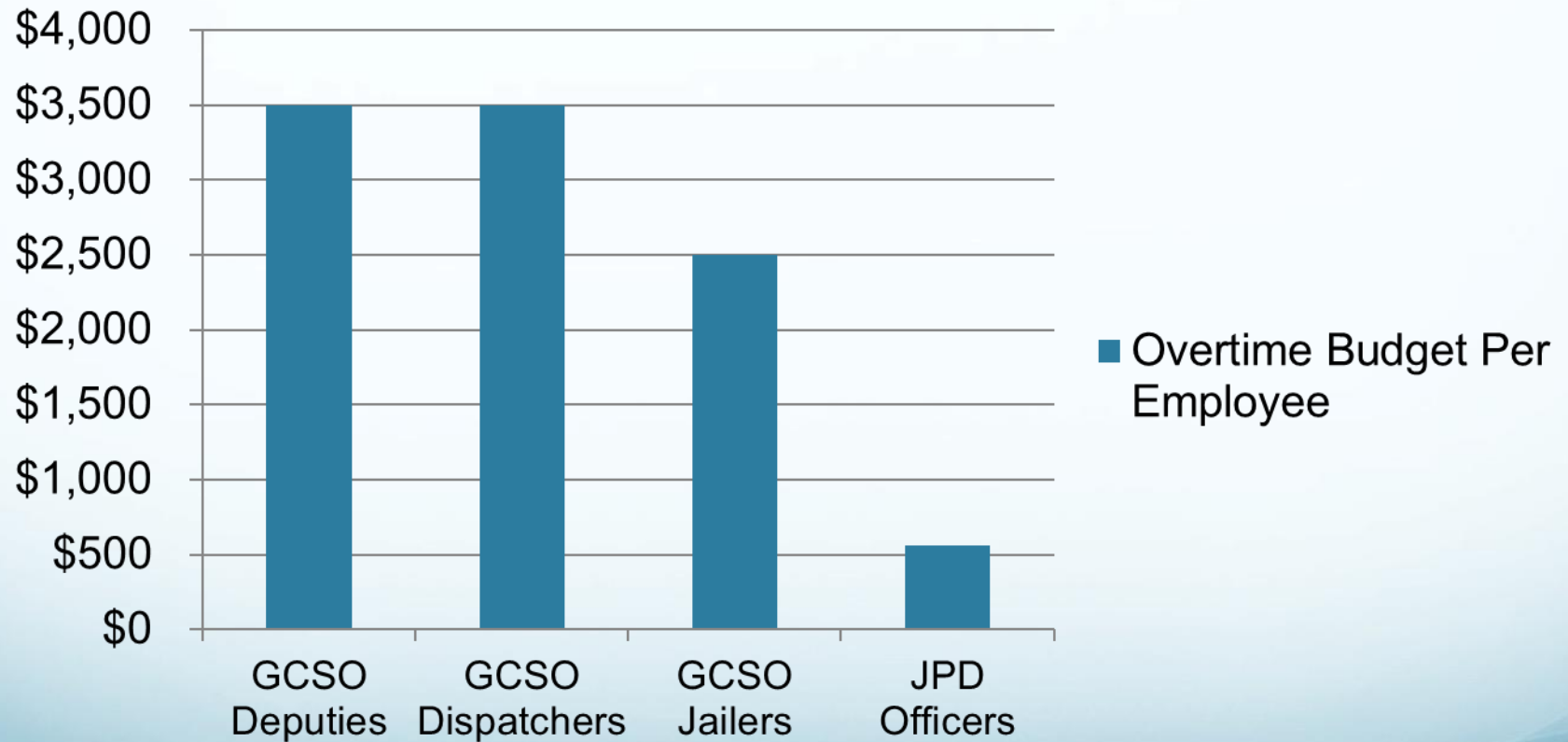
# Breakdown of other City Departments

**Overtime Budget Per Employee**



# Breakdown of other Departments

**Overtime Budget Per Employee**



# Overtime Broken Down

- \$2,800 Annual Budget for Overtime
  - 5 Officers share this budget
  - **\$560** or roughly **17.5 Hours** of overtime per year for each officer.

## Put In Perspective:

- 1 Duty Shift is 12 hours. Covering one duty shift would take **68%** of an officers overtime for the year.
- The 17.5 hours of overtime must cover not only running over their normal 12 hour shift for an entire year, but any sort of mandatory training as well.

# Cost of an additional officer

## **EQUIPMENT**

(2) Uniform Pants	\$59.99 each	\$119.98
(2) Short Sleeve Shirts	\$54.99 each	\$109.98
(2) Long Sleeve Shirts	\$67.99 each	\$135.98
(2) Winter Undershirts	\$22.99 each	\$45.98
(1) Summer Jacket	\$59.99	\$59.99
(1) Winter Coat	\$149.99	\$149.99
(1) Boots	\$129.99	\$129.99
(1) Duty Belt / Inner Belt	\$58.98	\$58.98
(1) Taser Holster	\$54.99	\$54.99
(1) Glock 40 Cal. Handgun	\$545.00	\$545.00
(1) Patrolman Badge	\$83.00	\$83.00
(1) Digital Ally Body Cam	\$795.00	\$795.00
(1) Voice Recorder	\$110.00	\$110.00
(1) Portable Radio	\$500.00	\$500.00
		TOTAL: \$2,932.86

## **SALARY & BENEFITS**

Patrol Grade 1 Salary	\$37,146.00	
Budget Amendment to accommodate	\$2,980.00	
Overtime		\$560.00
Holiday Pay		\$1,075.00
Court Time		\$210.00
Clothing		\$550.00
Training / School		\$585.00

**Total Cost (Excluding benefits): \$43,058.86**