


**HAWAI'I COUNTY CIVIL DEFENSE AGENCY**

# **HURRICANE PREPAREDNESS GUIDE**





# Hurricane/Tropical Storm Guide

The following guidelines are to assist you in making decisions about what actions to take to safeguard yourself, family, and property due to hurricane and tropical storm threats.

- Beware that it is impossible to precisely predict the movements of hurricanes and tropical storms. Therefore, you must stay alert, informed, and prepared during the entire period of any potential hurricane and tropical storm threat to this island.
- Civil Defense alerts are broadcasted through radio, cell, email, and social media.
- Safety precautions must be made well before any damaging effects of the storm arrives.
- Damaging effects of hurricanes and tropical storms will take place in the form of damaging winds, surf, and flooding rain.
- **Remember that strong winds, high surf, and torrential rains can effect Hawai'i Island even when the center of the storm is several hundred miles away.**

To protect yourself and your property, familiarize yourself with the following definitions.

## Hurricane Watch

**48**  
**hours**

Issued whenever there is a good possibility of hurricane conditions of damaging winds, surf, and flooding rains occurring anytime within 48 hours. Take this time to take action and commence preparations for your family, business, and property.

## Hurricane Warning

**36**  
**hours**

Issued whenever there is a high probability of hurricane force winds occurring anytime within 36 hours. **It is stressed that advance warnings may not be possible for specific areas of the island.** You must stay on the alert and complete all safety precautions once Hurricane Warning is issued. Keep in mind that a hurricane may not always be preceded by a hurricane watch.

# Hurricane/Tropical Storm Preparedness

The time to take action and commence preparations for your family, business, and property is before hurricane and tropical storm hazards affect your area.



## Develop a family and workplace emergency plan.

- Transportation readiness
- Evacuation routes/timing
- Secure of home, business, and property
- Care of pets and animals
- Lodging/shelter




## If you own a boat or small air craft.

Take action to safeguard your property. Complete all preparations before damaging winds, surf, and flooding rains arrive. **All coastal area access will be closed during the storm and roadways can become blocked by debris without warning.**



## Prepare a home survival kit.

If a hurricane or tropical storm strikes your area, be ready to cope with loss of water, electricity, gas, and telephone services. All utilities will be affected.



## Prepare an evacuation kit.

Know your area. Prepare an evacuation plan ahead of time should your home business, or property be endangered by damaging winds, surf, and flooding rains. **Be prepared to evacuate before danger arrives.**



## Who should evacuate?

- Residents living in coastal areas subject to storm surge
- Residents along ridge lines and exposed to strong winds
- Residents in low lying areas subject to flooding
- Residents of lightly-constructed and single-walled buildings

**Note: Evacuation shelter locations and opening times will be announced on local Hawai'i Island radio stations.**



## Stay calm, stay alert, and stay informed.

Listen to official announcements by Hawai'i County Civil Defense Agency and the National Weather Service. Sign up for alerts at:

**[HawaiiCounty.gov/departments/civil-defense](https://hawaiicounty.gov/departments/civil-defense)**



# Securing Items Inside Your Home or Workplace



## Recommended Guidelines

- Tape windows from the inside with a large "X" to minimize glass shattering. Taping of windows will not prevent them from breaking but it will lessen the hazard of flying glass. If windows have not been boarded or taped, attach a cloth over the inside of the windows to protect from glass shattering. Draw curtains and blinds for added protection.
- Wedge sliding glass doors with a stick or broom handle to prevent them from being lifted from their tracks or from being ripped loose by the wind.
- Unplug all unnecessary appliances.
- Turn refrigerator and freezer to the coldest setting. Freeze water. Do not open unless necessary to keep food cold longer.
- **If you decide to evacuate, shut off utilities.**
- Package your valuables such as jewelry, titles, deeds, insurance papers, licenses, stocks, bonds, inventory, etc. for safe keeping in waterproof bags or containers. Take those valuables with you when you evacuate.

**NOTE: You should complete your securement well before the hazardous conditions arrive.**



# Securing Items Outside Your Home or Workplace



## Recommended Guidelines

- Take down and secure canopies, tarps, and outdoor umbrellas with rope or twine.
- Board up windows with plywood.
- Check door locks to assure that they will not blow open.
- Identify outdoor items that might get blown away, be torn loose and damaged. Secure these items or take them indoors.
- Store home cleaning chemicals, fertilizers, and other hazardous materials in a safe section or secure area of the premises.

**NOTE: You should complete your securement well before the hazardous conditions arrive.**









# Recommended Home Survival Kit

- ☐ Portable radio
- ☐ Flashlights
- ☐ Extra batteries
- ☐ First aid kit
- ☐ Prescriptions and over-the-counter medication
- ☐ At least 5-7 days supply of non-perishable foods
- ☐ Grill with charcoal and/or camping stove with fuel
- ☐ Manual can opener
- ☐ Matches or lighter
- ☐ Disposable plates and kitchen utensils
- ☐ At least one (1) gallon of water per person, per day for drinking, cooking, and hygiene. It is important to have available containers for water should service be interrupted. Ensure water containers are readily available.
  - To store water, use bathtub, rubbish containers, and washing machines for hygiene.
- ☐ Pet food



**NOTE: The time to prepare your home survival kit is before you need it.**





# Recommended Evacuation Kit



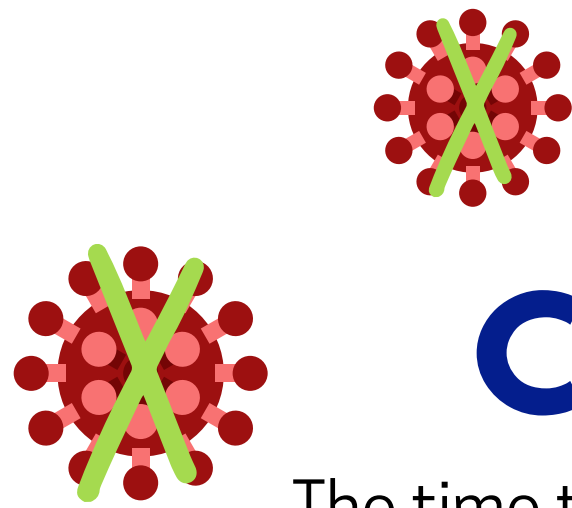
- ☐ Bedding (pillow, blankets, sleeping bag, sleeping mat, etc.)
- ☐ Change of clothes
- ☐ Prescriptions, medications and special dietary foods
- ☐ Important papers and documents (licenses, titles, etc.)
- ☐ Infant necessities (formula, diapers, baby food, etc.)
- ☐ Personal toiletries and sanitary articles
- ☐ Non-perishable food and snacks for at least 3 days
- ☐ Portable radio
- ☐ Flashlights
- ☐ Extra batteries
- ☐ Cell phone and charger
- ☐ Water - One (1) gallon per person per day for drinking
- ☐ Pet food, kennel, collars, leash, bowls
- ☐ Facial coverings
- ☐ Disinfectant supplies (antiviral cleaners, wipes, etc.)
- ☐ Hand sanitizer

**If you evacuate, inform your family/friends, leave a note at your house - stating time, destination, and a telephone number or method of contact.**

**NOTE: The time to prepare your evacuation kit is before you need it.**







# COVID-19 Preparedness Guide

The time to take action and commence preparations for your family, business, and property is before hurricane and tropical storm hazards affect your area.



## Know the symptoms of Covid-19:

- Cough
- Fever
- Muscle pain
- Chills
- Shortness of breath



## Covid-19 quarantine for travelers to Hawai'i.

All incoming travelers may be required to self-quarantine for 14 days. Accommodations will be available for sheltering mandatory quarantine travelers at government sites. For the most current travel quarantine policy, visit: **[Health.Hawaii.gov/travel](https://Health.Hawaii.gov/travel)**



## Contact your doctor to see if you need to be tested.

Your doctor will determine if you need to be tested for COVID-19. If you don't have a primary care physician, most medical facilities can issue the test but call first. Be prepared to discuss your symptoms and recent travel history.



## Stay home except to get medical care.

You should restrict activities outside your home, except for getting medical care. Do not go to work, school or public areas. If you have a medical emergency and need to call 911, notify the dispatch personnel that you have or may have COVID19.



## Disinfect to protect yourself and others.

- Wash hands often with soap in warm water for at least 20 seconds
- Wear a facial mask or covering
- Use contactless options when available (ex. payment, delivery, etc.)
- Maintain a distance of 6 feet (~1.83 meters) away from others



## Stay calm, stay alert, and stay informed.

Listen to official announcements by Hawai'i County Civil Defense Agency and the National Weather Service. Sign up for alerts at our website:

**[HawaiiCounty.gov/departments/civil-defense](https://HawaiiCounty.gov/departments/civil-defense)**




Hawai'i County Civil Defense Agency  
920 Ululani Street  
Hilo, HI 96720  
(808)935-0031



@CivilDefenseHI



@HawaiiCountyCivilDefense



Find out more information at:  
[HawaiiCovid19.com](https://HawaiiCovid19.com)  
[Health.Hawaii.gov/CoronavirusDisease2019/](https://Health.Hawaii.gov/CoronavirusDisease2019/)



# Terms to Know

**Tropical Disturbance:** A moving area of thunderstorms in the tropics that maintains its identity for 24 hours or more

**Tropical Depression:** Rotary circulation, sustained wind speed of 38 miles per hour (33 knots) or less

**Tropical Storm:** Distinct rotary circulation, sustained wind speed range of 39-73 miles per hour (34-64 knots)

**Hurricane:** Pronounced rotary circulation, sustained wind speed of 74 miles per hour (64 knots) or more

**Storm Warning:** Issued when winds of 55-73 miles per hour (48-63 knots) are expected

**Tornadoes:** Spawned by hurricanes; sometimes produce severe damage and casualties

**Hurricane Watch:** Issued whenever there is a good possibility of hurricane conditions of damaging winds, surf and flooding rains occurring **anytime within 48 hours. This is the time to take action and commence some preparations for your family, business and property.**

**Hurricane Warning:** Issued when there is a high probability of hurricane force winds occurring **anytime within 36 hours. It is stressed that in the areas of the Island covered by the warning, stay on the alert and complete all safety precautions once warnings are issued.**


**Flash Flood Watch:** A flash flood is possible in the area; stay alert

**Areal Flood Advisory:** Flooding of streets and low-lying areas such as storm drains and streams is imminent or occurring

**Flash Flood Warning:** A flash flood is imminent or occurring; take immediate action



**Hawai'i County Civil Defense Agency**  
**920 Ululani Street**  
**Hilo, HI 96720**  
**(808)935-0031**  
**HawaiiCounty.gov/Civil-Defense**



## Helpful Resources:

Weather.gov - Safety ([www.Weather.gov/Safety/Hurricane](http://www.Weather.gov/Safety/Hurricane))

Ready.gov - Hurricanes ([Ready.gov/Hurricanes](http://Ready.gov/Hurricanes))

Hawaiian Electric Light Company - Storm Center ([HawaiianElectric.com/Safety-and-Outages/Storm-Center/Emergency-Preparedness-Handbook](http://HawaiianElectric.com/Safety-and-Outages/Storm-Center/Emergency-Preparedness-Handbook))

BridgeHunter.com - Hawai'i County ([BridgeHunter.com/HI/Hawaii/](http://BridgeHunter.com/HI/Hawaii/))



@HawaiiCountyCivilDefense



@CivilDefenseHI