



Winter Weather Briefing

January 23, 2026
3:55 AM

Decision Support Briefing #6 for the western Carolinas and northeast Georgia

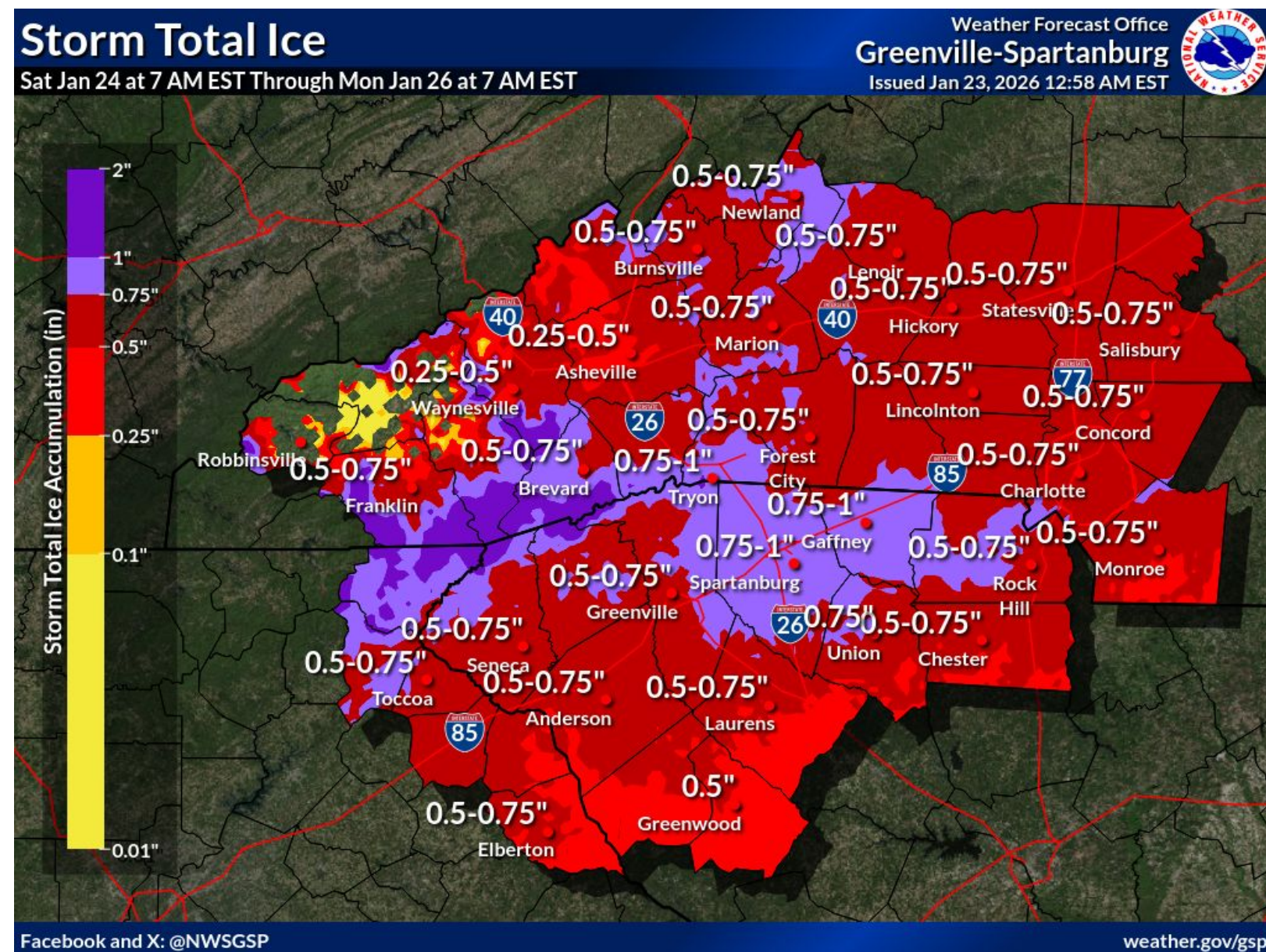
NEW

Important Updates

- **Ice Storm Warning**, now in effect from 1 PM Saturday to 1 PM Monday for **NE GA**. Rest of the **Winter Storm Watch** still in effect from 7 AM Saturday to 1 PM Monday.
- Forecast continues to trend toward greater impacts from ice/sleet and less impact from snow.
- Next webinar scheduled for **4 PM Friday, January 23, 2026**. (Link to register on last page.)

Key Messages

- A major winter storm system is set to impact the entire area this weekend. Specific forecast amounts of ice, sleet, and snow remain uncertain.
- Frigid temperatures next week could extend the threat for hazardous travel and impacts from power outages.



National Oceanic and
Atmospheric Administration
U.S. Department of Commerce

National Weather Service
Greenville-Spartanburg, SC



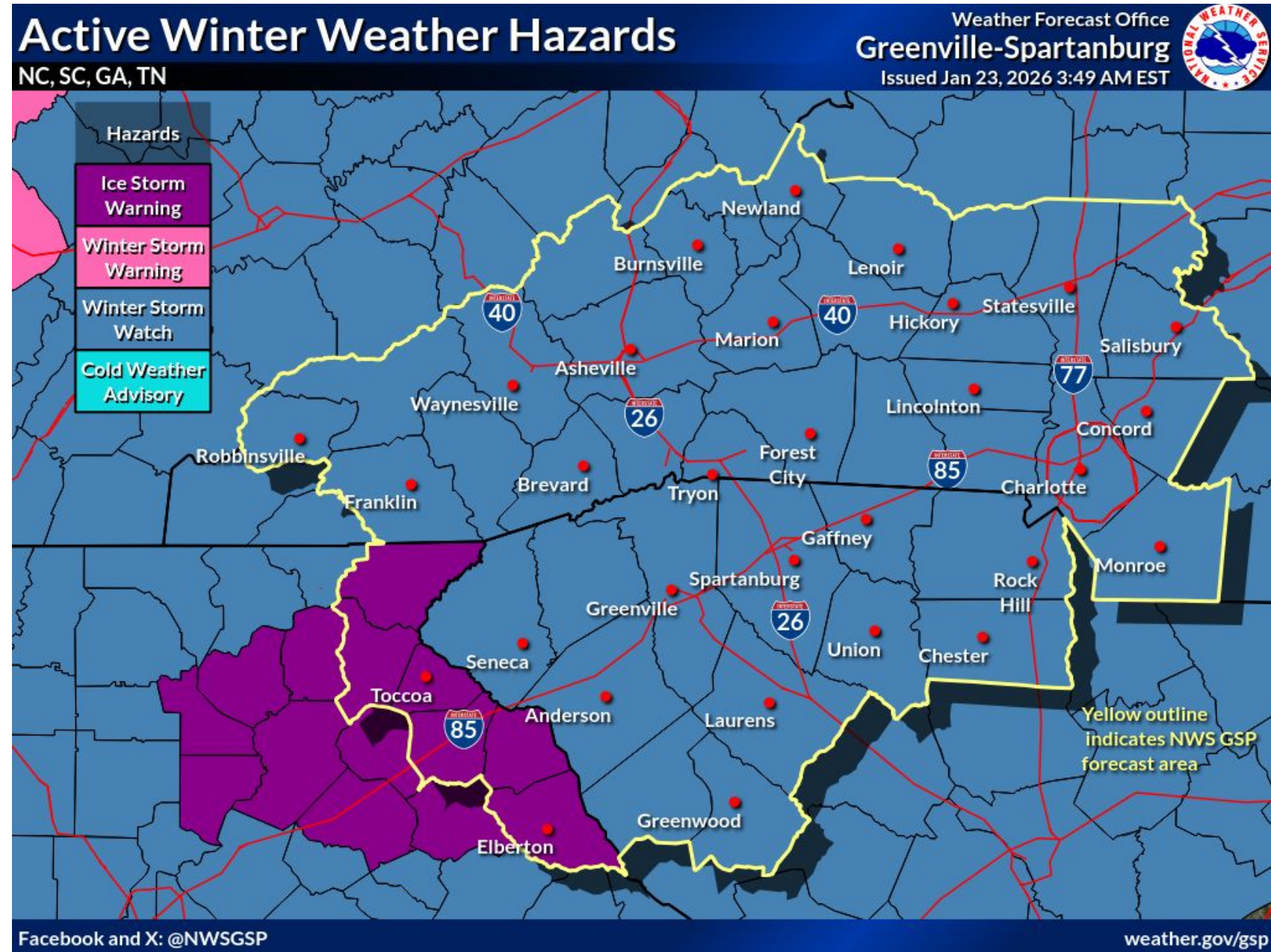
Winter Weather Hazards in Effect

January 23, 2026
3:55 AM

For the entire NWS GSP area

Key Messages

- An Ice Storm Warning is now in effect for NE GA from 1 PM Saturday to 1 PM Monday.
- A Winter Storm Watch remains in effect for the rest of the area from 7 AM Saturday through 1 PM Monday.
- Expected impacts include:
 - ◆ Significant ice accumulation on power lines and tree limbs, causing widespread and long-lasting power outages.
 - ◆ Impassable and treacherous ice and snow covered roadways lasting into the beginning of next week.
- Consider delaying all travel until after road conditions improve.
- Upgrades to Ice Storm and/or Winter Storm Warning is likely later today.



National Oceanic and
Atmospheric Administration
U.S. Department of Commerce

National Weather Service
Greenville-Spartanburg, SC



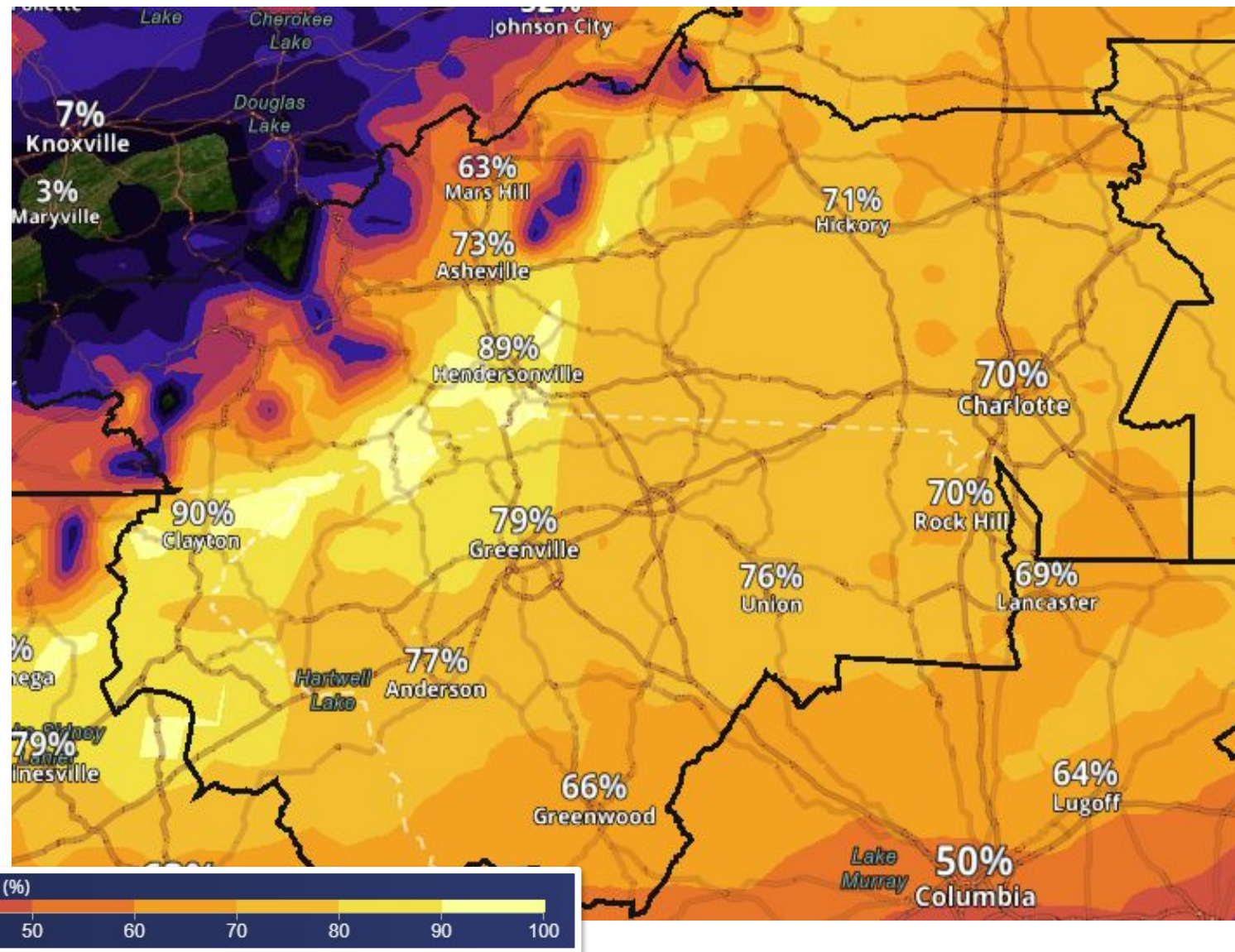
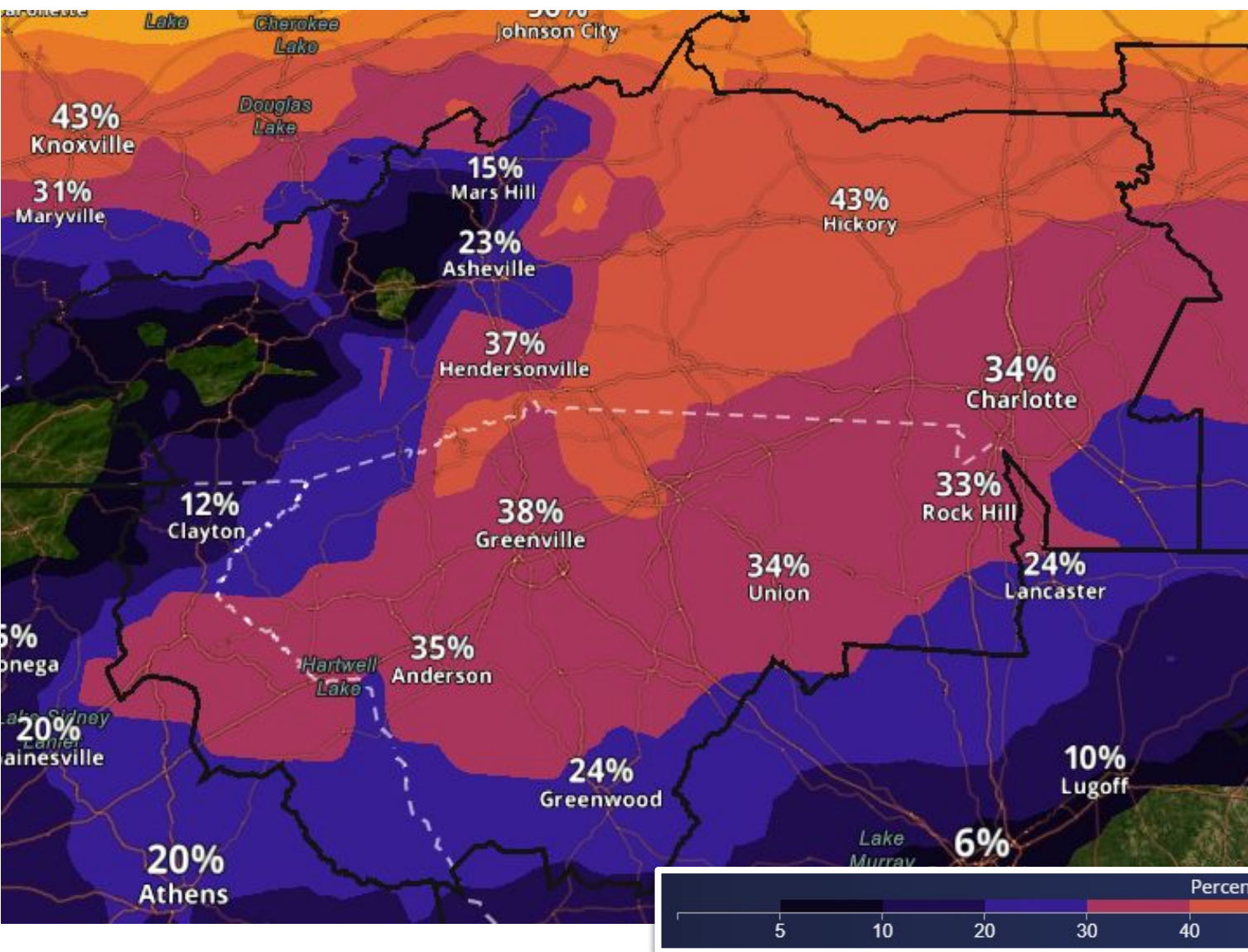
Accumulation Probabilities

January 23, 2026
3:55 AM

Over the 48 hour period between 7 AM Saturday and 7 AM Monday

Likelihood of **1 inch** of snow/sleet or greater

Likelihood of **0.25 inch** of ice accumulation or greater



Not an official forecast: The above images are a numeric representation of our confidence that these thresholds will be reached.
For locations outside the NWS GSP service area, consult the local NWS office's briefings or forecasts.



National Oceanic and
Atmospheric Administration
U.S. Department of Commerce

National Weather Service
Greenville-Spartanburg, SC

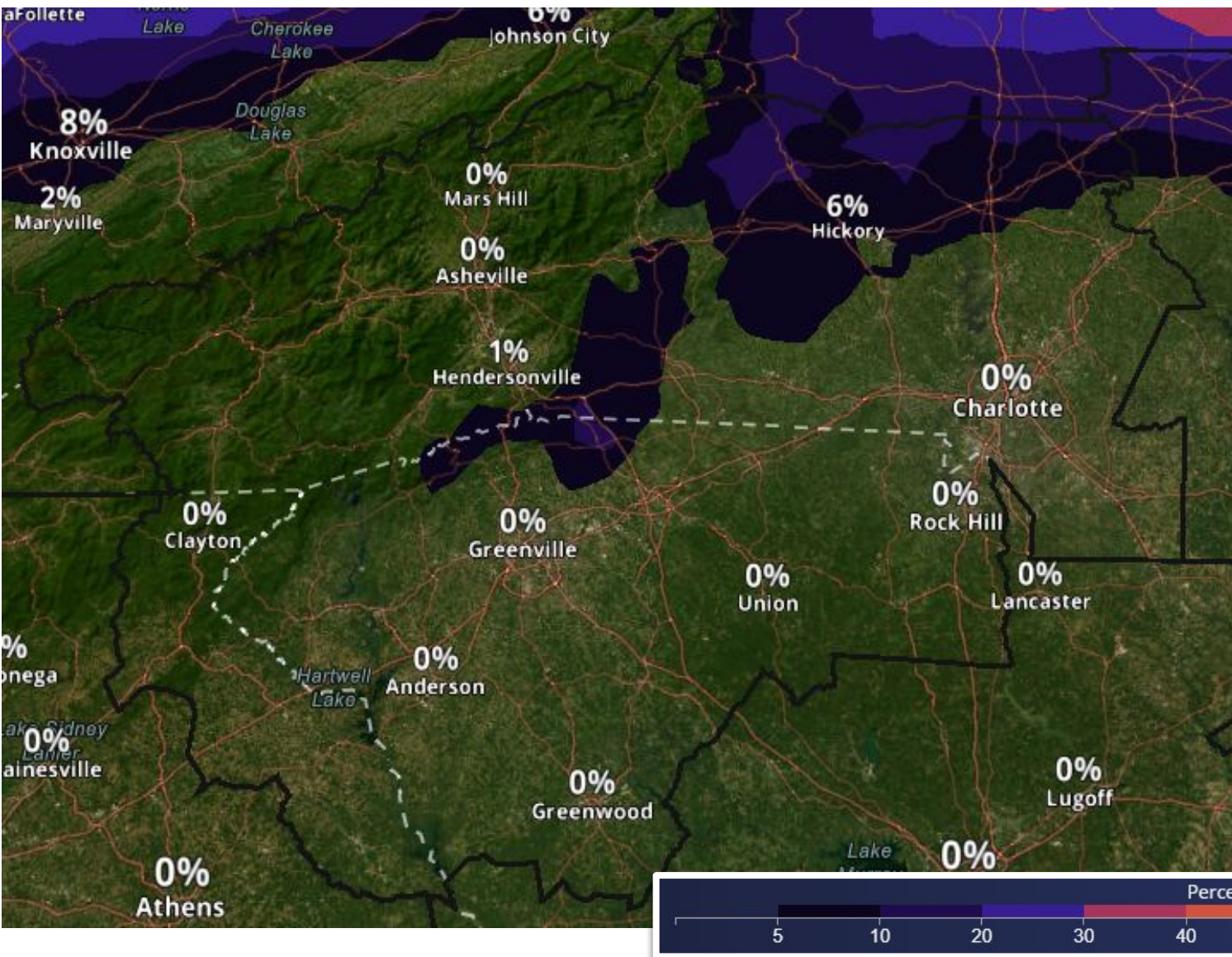


Accumulation Probabilities

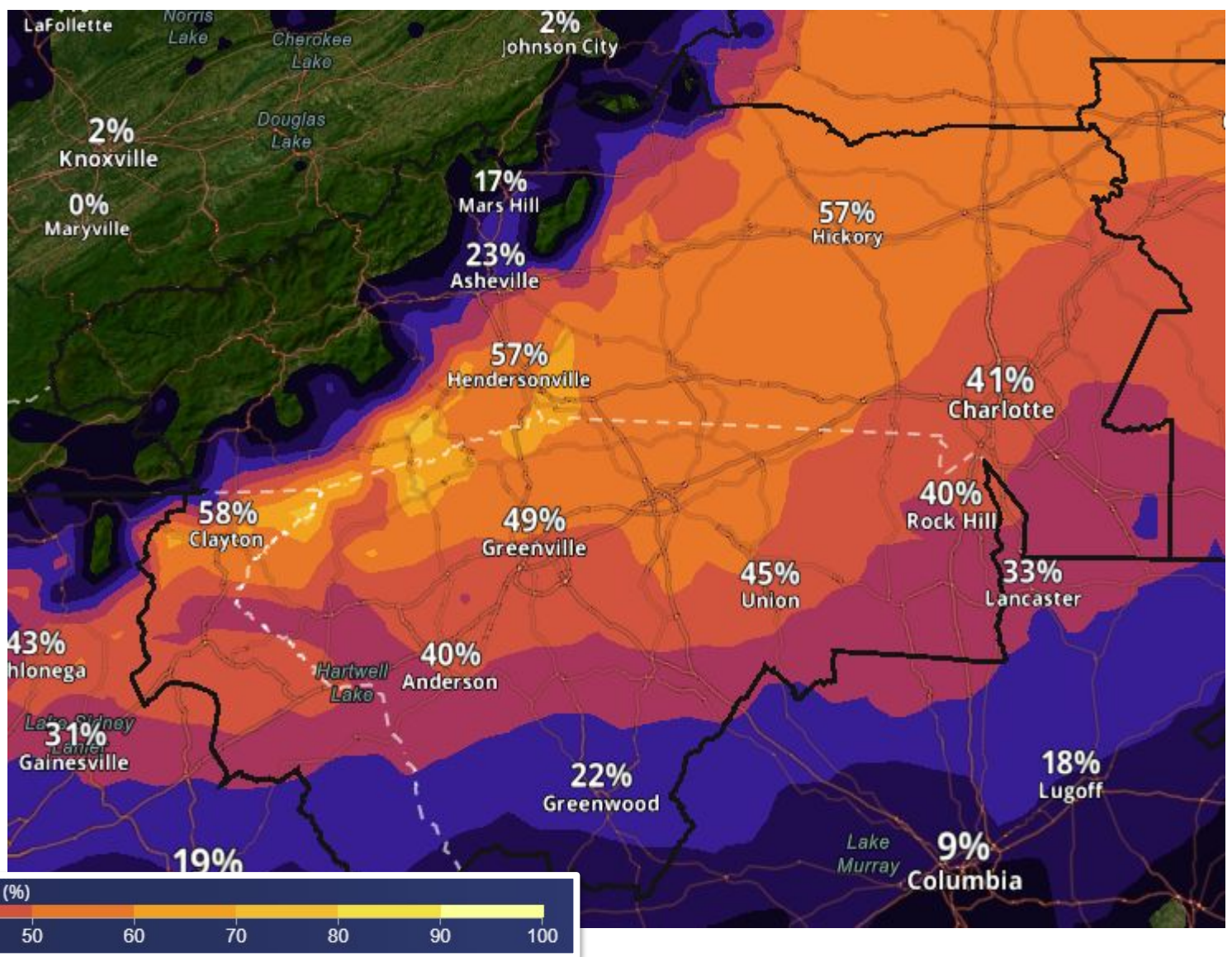
January 23, 2026
3:55 AM

Over the 48 hour period between 7 AM Saturday and 7 AM Monday

Likelihood of **4 inches** of snow/sleet or greater



Likelihood of **0.50 inch** of ice accumulation or greater



Not an official forecast: The above images are a numeric representation of our confidence that these thresholds will be reached.
For locations outside the NWS GSP service area, consult the local NWS office's briefings or forecasts.



National Oceanic and
Atmospheric Administration
U.S. Department of Commerce

National Weather Service
Greenville-Spartanburg, SC



Most Likely Timing of Winter Precip. Onset

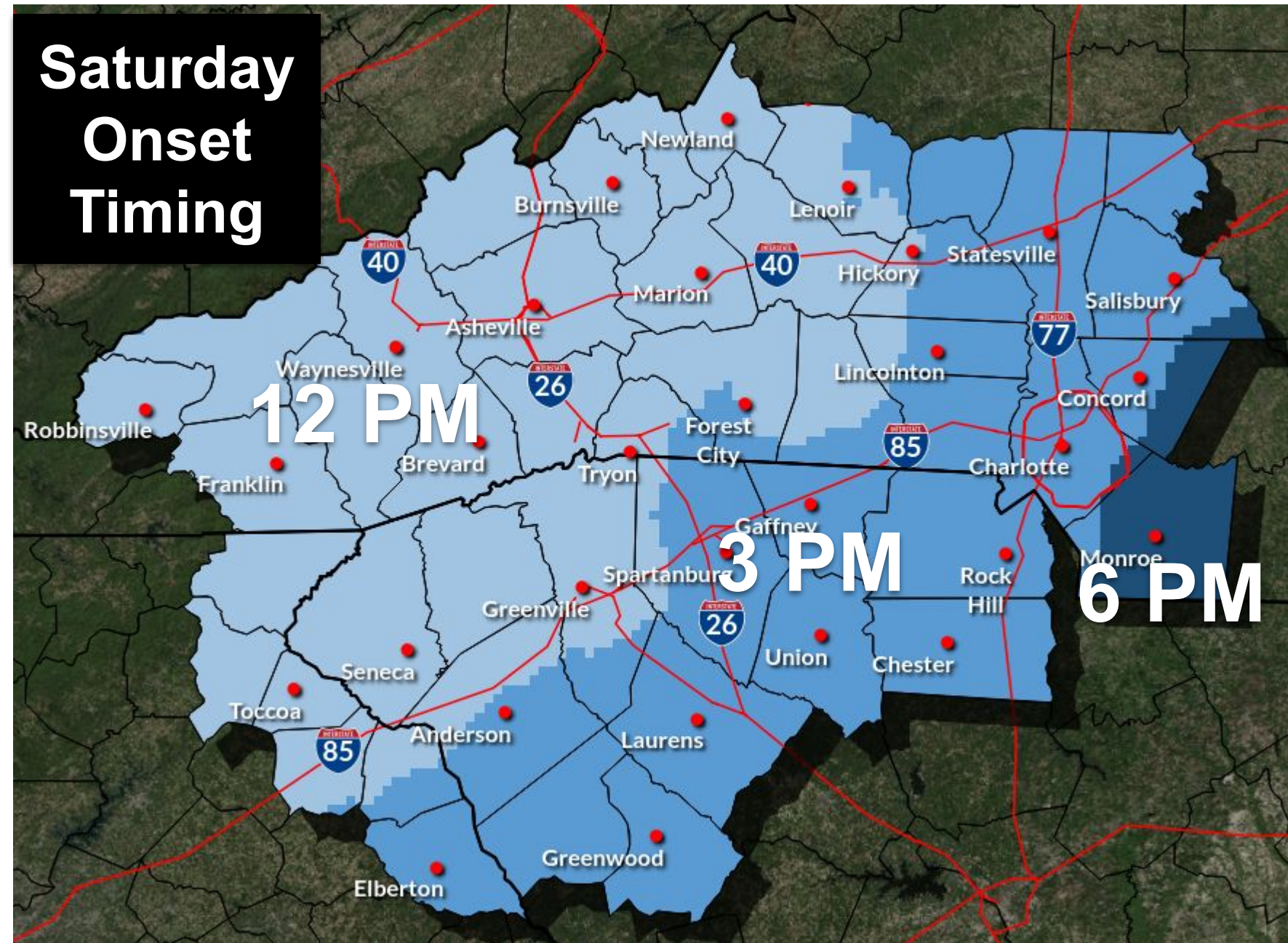
January 23, 2026
3:55 AM

SUBJECT TO CHANGE

Hazard Details

- Timing (at right) is based on when chance of *wintry precip* rises above 25% in our official forecast. For most areas, precip will begin as a wintry mix.
- ***The main period of precip could begin earlier or later depending on where the system tracks over the next few days.***
- The best overall chances of wintry precip, and the fastest rates of accumulation, are Saturday night through Sunday morning (at this time).
- Weather models have shifted the onset to a later time on Saturday. With the evolving system, this timing should be considered subject to change.

Saturday Onset Timing





Most Likely End Timing of Wintry Mix

January 23, 2026
3:55 AM

SUBJECT TO CHANGE

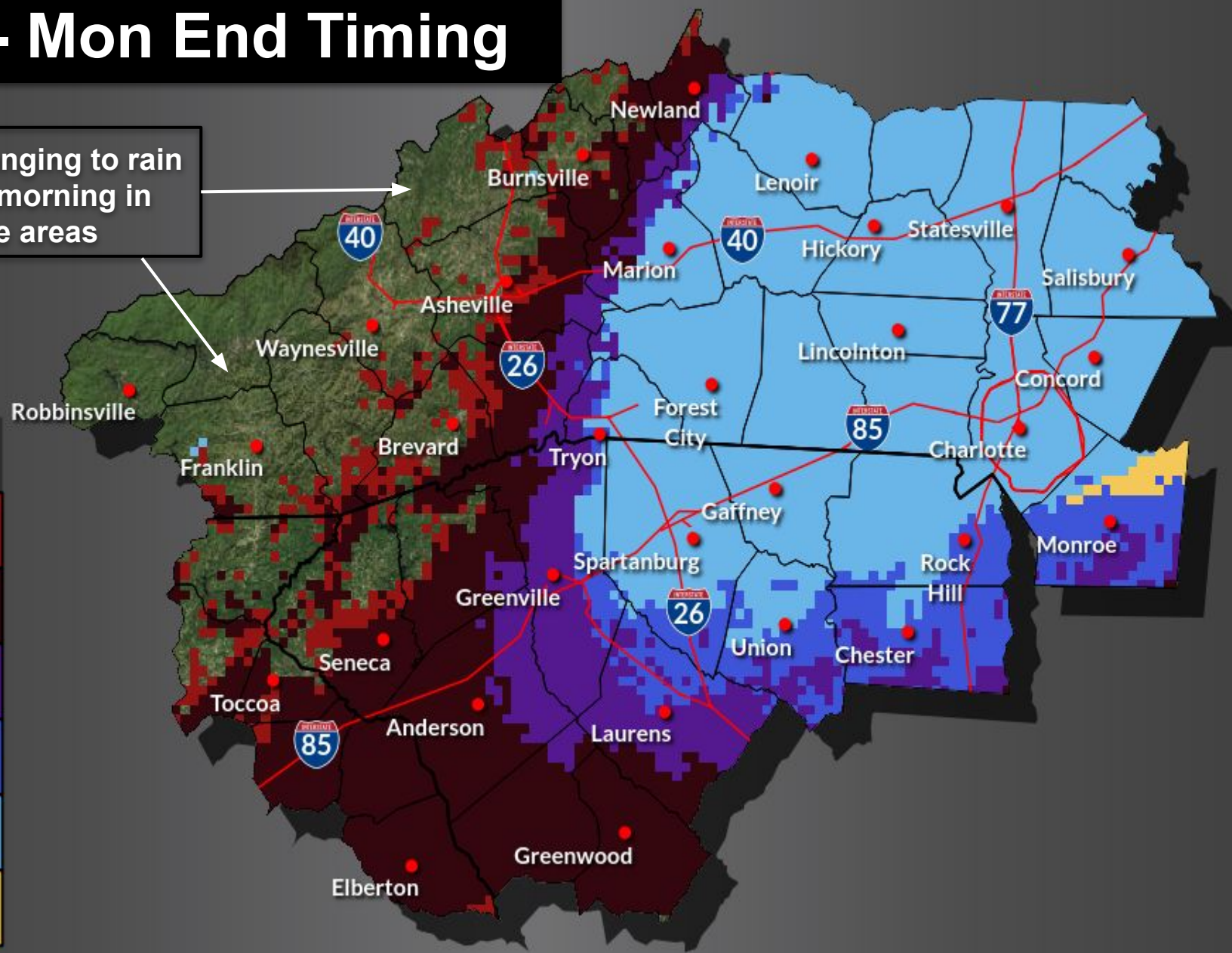
Hazard Details

- End timing (at right) is based on when chance of snow, sleet **and/or** freezing rain drops below 25% in our official forecast.
- ***The main period of precip could end earlier or later depending on where the system tracks over the next few days.***
- Temperatures *may* warm enough for precip to change to rain for a time late Sunday in northeast GA and areas outside the mountains that are west of I-26. Confidence on this change over remains low at this point.

Sun - Mon End Timing

Precip changing to rain
Sunday morning in
these areas

End Time
3 PM Sun
6 PM Sun
9 PM Sun
12 AM Mon
3 AM Mon
6 AM Mon





Cold Outlook for Next Week

January 23, 2026
3:55 AM

Temperatures likely to remain below normal Monday-Thursday

Post-Event Outlook


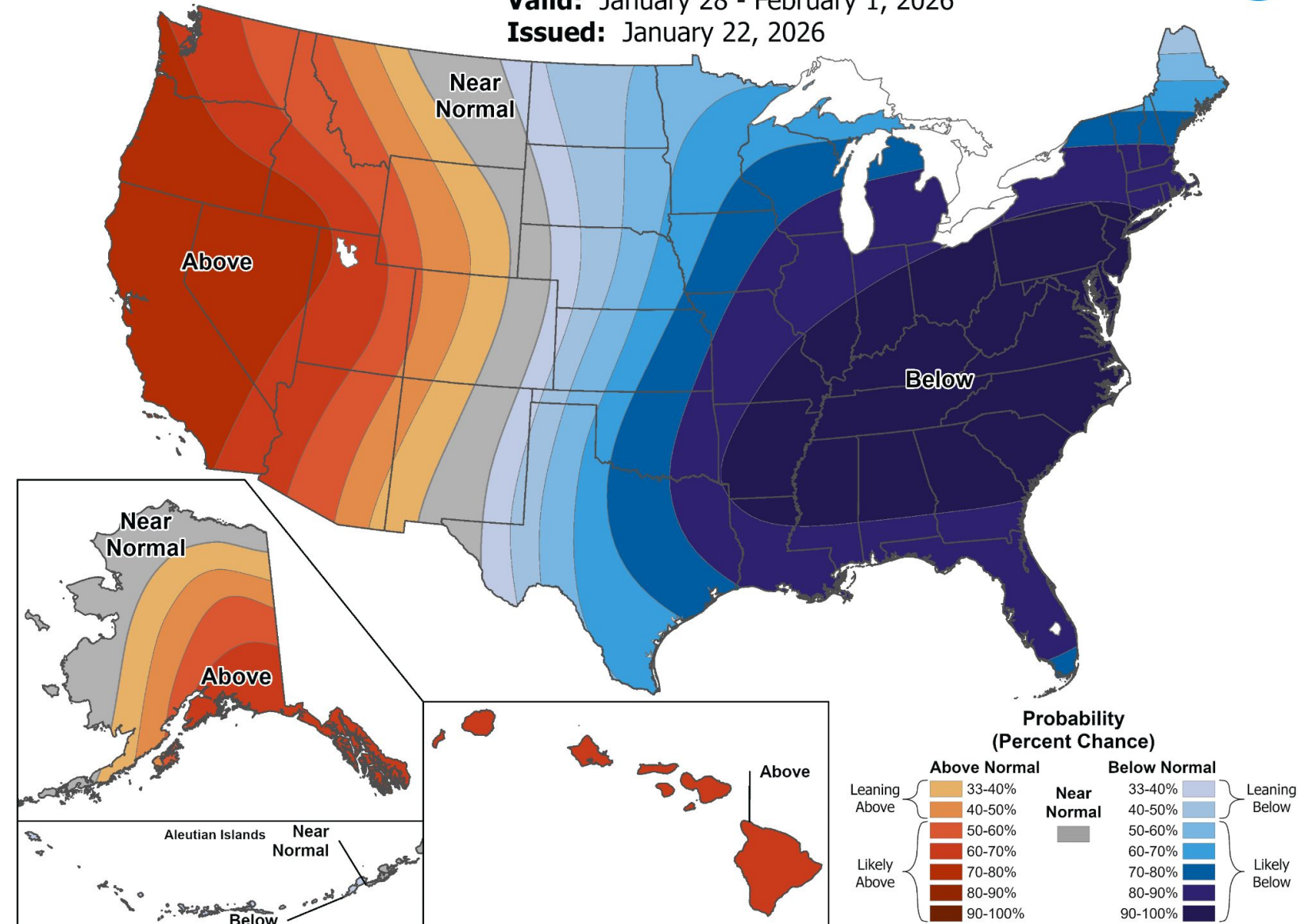
- Confidence is high that dangerously cold wind chills may develop Monday night into Tuesday morning, which could result in hypothermia or frostbite for those exposed to the elements.
- Snow and ice are likely to linger through early next week due to cold temperatures.
- Recovery, in terms of repairing any power outages or clearing roads, could be slower than usual.



6-10 Day Temperature Outlook

Valid: January 28 - February 1, 2026

Issued: January 22, 2026





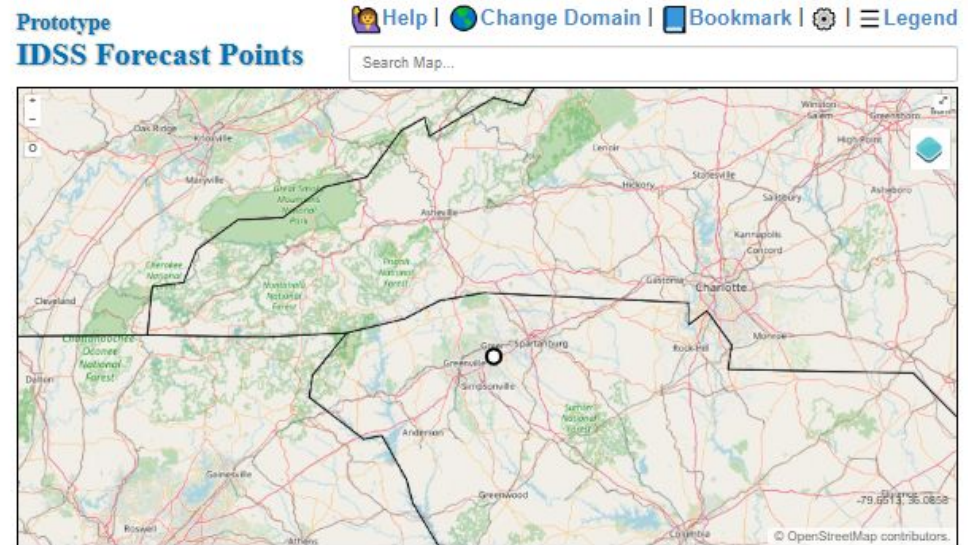
IDSS Forecast Point Page

For Point-Specific Forecasts

January 23, 2026
3:55 AM

IDSS Forecast Points

- To get point-specific hourly forecast information, check out our IDSS Forecast Points page
- www.weather.gov/forecastpoints
- Can customize your hourly plot order/look for your specific thresholds



Wind Advisory from 1000 am EST Tue. 1/9/2024 to 1000 pm EST Tue. 1/9/2024
Flood Watch from 1200 am EST Tue. 1/9/2024 to 700 pm EST Tue. 1/9/2024
Table updated: 957 am EST Mon. 1/8/2024 (Last Update: 103 minutes ago)
[Click for Text Forecast](#)
[GSP Forecast Discussion](#)
4 miles S of Greer, SC

Weekly Summary

	Mon Jan 8	Tue Jan 9	Wed Jan 10	Thu Jan 11	Fri Jan 12	Sat Jan 13	Sun Jan 14
Max Temp, °F	49	59	50	55	50	50	48
Min Temp, °F	38	37	34	30	37	36	29
Min Wind Chill, °F	31	29	24	23	30	27	19
Max Wind, mph	10	22	21	9	16	21	14
Min Wind, mph	7	12	9	5	3	14	9
Max Wind Gust, mph	18	37	32	14	24	31	21
Max Prob. of Precip., %	27	100	9	9	87	41	9
Max Prob. of Thunder, %	0	13	0	0	18	7	1
Max Dew Point, °F	30	54	35	35	43	42	24
Min Dew Point, °F	28	33	28	28	32	25	22
Max RH, %	74	100	82	94	91	90	73
Min RH, %	46	81	48	46	73	43	38
Max Cloud Cover, %	95	99	50	35	87	49	38
Min Cloud Cover, %	30	55	12	7	48	22	19

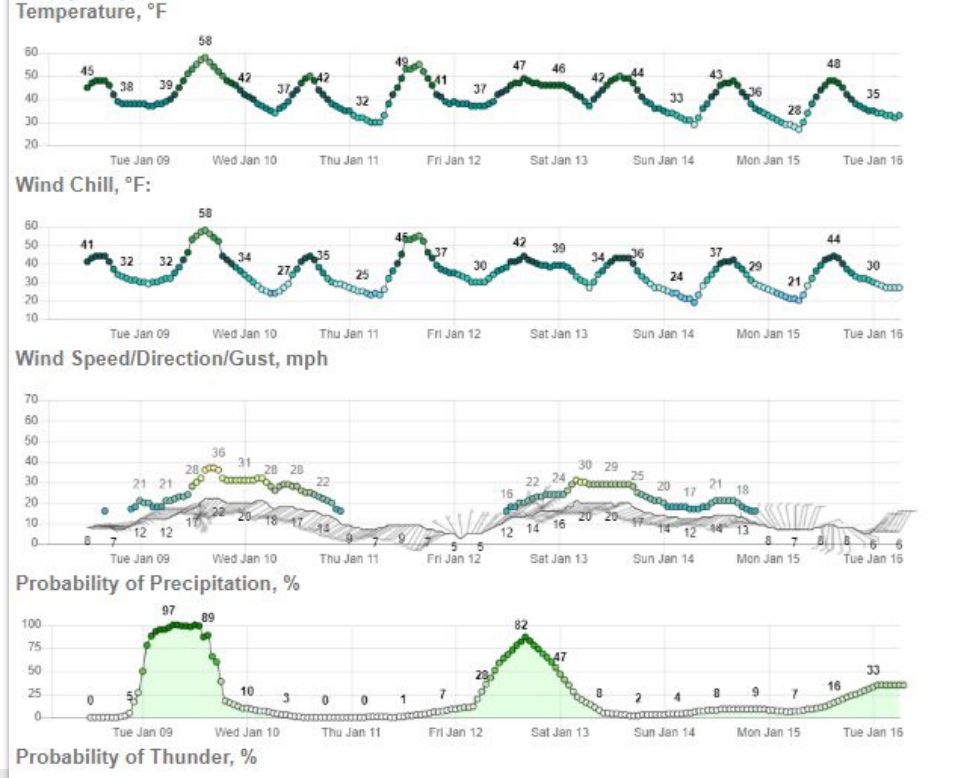
Outlooks

	Day 1	Day 2	Day 3
Severe Thunderstorm	Not Expected	Marginal	Not Expected
Excessive Rainfall	Marginal	Slight	Not Expected

Day of week:	Monday 1/8												Tuesday 1/9				
Time:	11AM	12PM	1PM	2PM	3PM	4PM	5PM	6PM	7PM	8PM	9PM	10PM	11PM	12AM	1AM	2AM	3AM
Weather:																	
Temperature (°F):	43	45	47	48	48	48	46	42	39	38	38	38	38	38	38	37	37
Wind Chill, °F:	38	41	43	44	44	44	41	37	34	33	32	31	31	30	30	29	30
Wind Speed (mph):	8	8	8	9	9	9	7	7	7	7	8	9	10	12	12	12	12
Wind Gust (mph):	13	13	14	14	15	16	15	13	13	14	15	17	18	21	20	20	18
Wind Direction (°):	60	80	90	90	90	90	80	70	70	70	70	60	60	60	60	60	60
Wind Direction:	↗	↗	↗	↗	↗	↗	↖	↖	↖	↖	↖	↖	↖	↖	↖	↖	↖
Prob. of Precip. (%):	0	0	0	0	0	0	0	0	1	2	5	17	27	50	78	88	93
Prob. of Thunder (%):	0	0	0	0	0	0	0	0	0	0	0	0	0	1	1	2	2
Precip. Amount (in.):	0.00	0.00	0.00	0.00	0.00	0.00	0.00	0.00	0.00	0.00	0.00	0.04	0.04	0.44	0.44	0.44	0.44
Snow (in.):	0.0	0.0	0.0	0.0	0.0	0.0	0.0	0.0	0.0	0.0	0.0	0.0	0.0	0.0	0.0	0.0	0.0
Ice (in.):	0.00	0.00	0.00	0.00	0.00	0.00	0.00	0.00	0.00	0.00	0.00	0.00	0.00	0.00	0.00	0.00	0.00
Dew Point (°F):	29	29	28	28	28	28	29	29	29	29	29	30	30	30	32	33	34
RH (%):	57	53	48	46	46	46	52	59	65	69	71	71	74	78	81	87	92
Sky Cover (%):	37	43	49	37	34	30	47	49	60	72	87	94	95	96	97	97	98

[Configure Plot Order](#) [Configure Plot Look](#)

Hourly Graphs





Contact and Next Briefing Information

For the western Carolinas and northeast Georgia



Briefing Webpage

→ weather.gov/gsp/brief



Next Briefing

- By 5 PM Friday, January 23, 2026
- Method: Email PDF
- *Next Live Webinar: 4 PM Friday, January 23, 2026*
- Link to register:
<https://attendee.gotowebinar.com/register/4814247299479698784>



Disclaimer

- Information contained in this briefing is time-sensitive.
- **Do Not Use After: 4 PM Friday, January 23, 2026**



Contact Information

Web

→ weather.gov/gsp

Phone

→ 864-848-3859

Email

→ nws.er.gsp.met@noaa.gov

Facebook

→ <https://facebook.com/NWSGSP/>

X

→ <https://x.com/NWSGSP>

