



# 2021-22 MURRAY STATE RACERS BASKETBALL



Contact: Dave Winder • Cell: (270) 293-0566 • dwinder@murraystate.edu • @MSURacers • @RacersHoops

## PROBABLE STARTERS



**Tevin Brown**  
G - 6-5 - Jr.  
Fairhope, Ala.  
18.9ppg 40a  
3P 40-90 (.444)




**Carter Collins**  
G - 6-2 - Sr.  
Chapel Hill, N.C.  
5.4ppg 12a  
3P 10-40 (.250)



**Justice Hill**  
G - 6-0 - So.  
Little Rock, Ark.  
12.2ppg 55a  
3P 20-46 (.435)



**DJ Burns**  
F - 6-7 - So.  
New Orleans, La.  
6.5ppg 7.3rpg  
FG 31-48 (.646)



**KJ Williams**  
F - 6-10 - Jr.  
Cleveland, Miss.  
16.7ppg 7.0rpg  
FG 77-138 (.558)

## RACERS CAREER SCORING

Player	Class	Total Game	Career Points
Tevin Brown	Jr.	102	1,551
KJ Williams	Jr.	101	1,238
Carter Collins	Sr.	121	809
J. Skipper-Brown	Sr.	63	456
DJ Burns	So.	49	403
DaQuan Smith	So.	70	370
Trae Hannibal	So.	57	341
Justice Hill	So.	37	281
Dionte Bostick	Fr.	23	104
Nick McMullen	Fr.	33	97
Jackson Sivills	Fr.	18	58
Rod Thomas	Jr.	22	29
Matt Smith	Fr.	4	11

\* Totals include all schools played for

## MSU-AU RECENT GAMES

### Auburn (1-5)

Home: 0-1 Away: 0-2 Neutral: 1-1

1996	1Neutral	Lost	72-86
2002	Away	Lost	53-72
2012	2Neutral	Won	79-59
2013	Away	Lost	67-75
2017	Home	Lost	77-81
2018	Away	Lost	88-93
1	Birmingham, Ala.		
2	Charleston Classic		

## Auburn Tigers #12 Murray State Racers

(10-1) (0-0 Southeastern)  
(10-1) (0-0 Ohio Valley)

### Murray State Takes On No. 12 Auburn

The Murray State Racers (10-1) hit the road for a Wednesday (Dec. 22) game against the 12th ranked (Associated Press Poll) Auburn Tigers (10-1) at Auburn Arena in Auburn, Alabama. The 5 p.m. tip will see both teams entering the game with seven-game win streaks after the Racers defeated Chattanooga at home Saturday 87-76 and the Tigers won at Saint Louis 74-70.

### Racers vs Tigers Series

The game marks the seventh all-time meeting between the two and it marks their third meeting since 2017. In that 2017 meeting, Auburn was the first team from the SEC to visit Murray State's CFSB Center and came away with a last second win 81-77. The last meeting in the series was at Auburn in 2018 in which the Racers and Tigers each scored 50 points in the second half in which Auburn won 93-88. The Racers are 0-2 at Auburn with games there in 2002 and 2018.

### Racers vs SEC

Since their first meeting with Vanderbilt in 1932, the Racers have played Southeastern Conference teams 38 times and are 10-28 overall. MSU's last win over an SEC team came in 2012 at the Charleston Classic when the Racers defeated Auburn 79-59, but have lost their last six including their most recent SEC tilt at Tennessee in 2019 by an 82-63 score. Murray State's SEC wins have come against Alabama (1980), Arkansas (1997), Auburn (2012), Mississippi State (1941, 1956), Ole Miss (1958, 1993, 1994), Vanderbilt (1946, 2010). Among MSU's big wins was the 2010 NCAA Tournament over Vanderbilt when Danero Thomas hit a buzzer beater in San Jose for the Racers' first NCAA win in 22 years and Christmas Day 1997 when MSU hall of famer, DT Mayes, scored 42 points to lead the Racers past Arkansas 94-83 in Puerto Rico. The Racers have faced Mississippi State more than any team in the SEC, eight times.

### Racers vs Ranked Opponents

The game against Auburn marks the Racers' first game against a ranked opponent since they took on No. 14 Tennessee in Knoxville in 2019. In recent seasons, the Racers also had games against ranked teams against Florida State in the 2019 NCAA Tournament second round (No. 10), at Auburn (No. 7) in 2019 and against West Virginia (No. 18) in 2012 at the NCAAs. Murray State was ranked (No. 9 and 11) in 2012 when they defeated Saint Mary's (No. 11) and lost to Marquette (No. 11) in Louisville at the NCAA Tournament.

### Murray State Top Rankings

Category	NCAA	OVC	Stat
FG Percentage	4	1	.517
Scoring Margin	7	1	20.9
Scoring Offense	7	1	86.0
Rebound Margin	15	1	+9.5
3PT FG Percentage	39	3	.374
Assists Per Game	48	4	16.1
Assist-TO Ratio	57	3	+1.27
Turnover Margin	76	2	+2.7
Steals Per Game	78	2	8.1
Turnovers Forced	84	2	15.3
Scoring Defense	103	2	65.1
3PT Defense	159	6	.323

### Murray State Recent Games vs SEC Teams

Year	Opponent	H/A/N	W/L	Score
01-04-1993	Mississippi	A	W	75-65
11-28-1993	1Arkansas	A	L	67-93
12-22-1993	Ole Miss	H	W	87-68
12-10-1994	Arkansas	A	L	69-94
12-21-1996	Auburn	N	L	72-86
12-25-1997	#Arkansas	N	W	94-83
12-14-2002	Auburn	A	L	53-72
11-10-2005	2Tennessee	N	L	53-64
12-01-2006	Tennessee	A	L	64-89
12-01-2007	Miss State	A	L	61-78
03-06-2010	3Vanderbilt	N	W	66-65
11-17-2010	Ole Miss	A	L	61-77
11-15-2012	4Auburn	N	W	79-59
11-23-2013	Auburn	A	L	67-75
11-20-2015	Georgia	R	L	52-63
12-15-2016	Ole Miss	R	L	73-78
12-19-2017	Auburn	H	L	77-81
12-22-2018	Auburn	A	L	88-93
11-12-2019	Tennessee	A	L	82-63
#Puerto Rico Holiday Classic				
1 First game at Bud Walton Arena				
2 Gaylord Entertainment Center, Nashville, Tenn.				
3 HP Pavilion, San Jose Calif. NCAA Tournament				
4 Charleston, S.C. Classic				

## 2021-22 SCHEDULE

### NOVEMBER

09	Cumberland	H	WON	109-77
13	Bellarmine	H	WON	78-59
16	Illinois State	A	WON	77-65
22	#East Tennessee	N	LOST	66-58
23	#Long Beach	N	WON	80-43
24	#James Madison	N	WON	74-62
29	Campbellsville	H	WON	98-61

### DECEMBER

04	Middle Tennessee	H	WON	93-87
10	Memphis	A	WON	74-72
15	Tenn. Wesleyan	H	WON	118-48
18	Chattanooga	H	WON	87-76
22	Auburn	A	SECN	5p
30	*SE Missouri	H	ESPN+	7p

### JANUARY

01	*Tennessee Tech	H	ESPN+	7p
06	*Eastern Illinois	A	ESPN+	730p
08	*SIUE	A	ESPN+	3p
13	*Tennessee State	H	ESPN+	7p
15	*Belmont	A	ESPN+	4p
22	*UT Martin	H	ESPN+	7p
27	*Tennessee Tech	A	ESPN+	730p
29	*Morehead State	H	ESPN+	4p

### FEBRUARY

03	*Austin Peay	A	ESPN+	730p
05	*SIUE	H	ESPN+	7p
10	*Tennessee State	A	ESPN+	730p
12	*Morehead State	A	ESPN+	3p
17	*Austin Peay	H	ESPN+	7p
19	*UT Martin	A	ESPN+	330p
24	*Belmont	H	ESPN+	7p
26	*SE Missouri	A	ESPN+	4p

### MARCH

02	^OVC First Round	N	ESPN+7p/930	
03	^OVC Quarterfinals	N	ESPN+7p/930	
04	^OVC Semifinals	N	ESPN	
05	^OVC Finals	N	ESPN2	

All times at Central Time

# Naples Invitational - Naples, Fla.

^ OVC Tournament - Evansville, Ind.

\* OVC Game

## HEAD COACHES

### Matt McMahon 7th Season

Alma Mater: Appalachian State (2000)  
Career Record: 133-65 (7th)  
At Murray State: Same  
Ohio Valley: 75-31  
Home: 79-15  
Away: 39-39  
Neutral: 15-11  
Last Four Seasons Overall: 74-28  
vs Auburn: 0-2

### Bruce Pearl 8th Season

Alma Mater: Boston College (1982)  
Career Record: 608-238 (27th)  
At Auburn: 146-93  
Southeastern Conference: 59-56  
vs Murray State: 4-0

## GAME MEDIA

**Radio:** Froggy 103.7 FM  
froggy103.com & GoRacers.com  
**Talent:** Neal Bradley & Dave Winder  
**TV:** SEC Network  
**Talent:** Dave Neal & Mark Wise  
**Streaming:** ESPN App  
**Radio:** GoRacers.com, Froggy103.com  
**Stats:** AuburnTigers.com/coverage

# 2021-22 MURRAY STATE MEN'S BASKETBALL

## 2021-22 MURRAY STATE QUICK FACTS/ROSTER

No	Player	P	H	W	C	Hometown (Previous School)
0	KJ Williams	F	6-10	245	Jr.	Cleveland, Miss. (Cleveland Central HS)
1	DaQuan Smith	G	6-1	185	So.	Holly Springs, Miss. (Holly Springs HS)
2	Trae Hannibal	G	6-2	220	So.	Elliott, S.C. (Hartsville HS/South Carolina)
4	Dionte Bostick	G	6-2	190	Fr.	Clearwater, Fla. (East Lake HS)
10	Tevin Brown	G	6-5	175	Jr.	Fairhope, Ala. (Fairhope HS)
11	Matt Smith	F	6-6	225	Fr.	Charlotte, N.C. (Independence HS)
13	Carter Collins	G	6-3	190	Sr.	Chapel Hill, N.C. (East Chapel Hill HS/Davidson)
14	Justice Hill	G	6-0	170	So.	Little Rock, Ark. (Little Rock Christian Academy/Salt Lake CC)
22	Elijah Farr	F	6-8	240	So.	Kansas City, Mo. (North HS/Olney Central CC)
25	Rod Thomas	G	6-0	185	So.	Paducah, Ky. (Tilghman HS)
31	Jordan Skipper-Brown	F	6-6	230	Sr.	Little Rock, Ark. (River Ridge HS/Eastern Illinois)
32	Nicholas McMullen	F	6-8	235	Fr.	Greensboro, N.C. (Ben L. Smith HS)
33	Jackson Sivills	G	6-6	200	Fr.	Paducah, Ky. (McCracken County HS)
55	DJ Burns	F	6-7	210	So.	New Orleans, La. (Sophie B Wright HS/Southern)

**Head Coach** Matt McMahon **Alma Mater:** 7th Season (Appalachian State 2000)

**Career Record at MSU:** 123-64 (.681) Seven Seasons **Career Record at MSU** Same

**OVC Career Record** 75-31 (.661) **Note:** 2021-22 is McMahon's 11th season overall at MSU.

He was an assistant from 2011-2015 (4 seasons as assistant)

**Assistant Coaches** Tim Kaine - 7th Season (Winthrop 2002)

Casey Long - 5th Season (Chattanooga 2007), Ronrico White - 3rd Season (Chattanooga 2014)

**Special Assistant To The Head Coach** - Marcus Brown - 1st season (Murray State 1995)

**Director of Player Development Video Coordinator** Mike Chapman - 4th Season (Florida 2017)

**Graduate Assistant** Jack Seltam 1st season (Murray State 2021)

**Senior Associate AD - Academics:** Matt Kelly 20th season (Alma College 1994)

**Associate AD - Communications:** Dave Winder 21st season (Murray State 1987)

**Assistant AD - Sports Medicine & Head Athletic Trainer:** Eric Frederick 29th season (TCU 1992)

**Strength & Conditioning Coach:** Brian Puckett 2nd season (North Alabama 2017)

**Team Doctors:** Dr. Richard Blalock, Dr. Richard Blalock II **Administrative Assistant:** Crystal Morrow 25th Season (Murray State 1994)

### Alphabetical Roster

4	Dionte Bostick	G	6-2	190	Fr.
13	Carter Collins	G	6-3	190	Gr.
10	Tevin Brown	G	6-5	175	Jr.
55	DJ Burns	F	6-7	210	So.
22	Elijah Farr	F	6-8	240	Jr.
2	Trae Hannibal	G	6-2	220	So.
14	Justice Hill	G	6-0	170	So.
32	Nicholas McMullen	F	6-8	235	Fr.
31	J. Skipper-Brown	F	6-6	230	Sr.
33	Jackson Sivills	F	6-6	200	Fr.
1	DaQuan Smith	G	6-1	185	So.
11	Matt Smith	F	6-6	225	Fr.
25	Rod Thomas	G	6-0	185	So.
0	KJ Williams	F	6-10	245	Jr.

### Pronunciations

Dionte Bostick	DEE-On-TAY Bah-Stick
Matt McMahon	Mick-Man
Jackson Sivills	Siv-Uhls
DaQuan Smith	Duh-QUAN

## PROGRAM INFORMATION

Location	Murray, Ky. (42071)
Founded	1922
Enrollment	9,456
Colors	Navy & Gold
Nickname	Racers
Conference	Ohio Valley
Arena CFSB Center (8,600)	
President	Dr. Bob Jackson
Director of Athletics	Kevin Saal
Athletics Faculty Rep.	Dr. Dave Gesler

## LAST SEASON

<b>2020-21</b>	Overall 13-13	OVC 10-10
<b>First Season</b>	1925-26	
<b>Total Seasons</b>	97th in 2021-22 (74th in OVC)	
<b>Total Winning Seasons</b>	79	
All-Time Record	1675-918 (.646)	
All-Time OVC Record	713-352 (.669)	

## RACER HISTORY

<b>OVC Regular Season Championships</b>	27
1951, 1964, 1968, 1969, 1980, 1982, 1983, 1988, 1989, 1990, 1991, 1992, 1994, 1995, 1996, 1997, 1998, 1999, 2000, 2006, 2010, 2011, 2012, 2015, 2018, 2019, 2020	
<b>OVC Tournament Championships</b>	17
1951, 1964, 1988, 1990, 1991, 1992, 1995, 1997, 1998, 1999, 2002, 2004, 2006, 2010, 2012, 2018, 2019	
<b>NCAA Tournament Appearances</b>	17
1964, 1969, 1988, 1990, 1991, 1992, 1995, 1997, 1998, 1999, 2002, 2004, 2006, 2010, 2012, 2018, 2019	
<b>NIT Tournament Appearances</b>	8
1980, 1982, 1983, 1989, 1994, 1996, 2011, 2015	
<b>CIT Tournament Appearances</b>	1
2014 (Champion)	

### All-Time Coaches

Carlisle Cutchin	16	1925-41	347	256-91
Rice Mountjoy	1	1941-42	22	18-4
John Miller	6	1942-48	134	74-60
Harlan Hodges	7	1948-55	201	120-81
Rex Alexander	3	1955-58	73	34-39
Cal Luther	16	1958-74	395	241-154
Fred Overton	4	1974-78	103	44-59
Ron Greene	7	1978-85	197	119-78
Steve Newton	6	1985-91	181	116-65
Scott Edgar	4	1991-95	118	79-40
Mark Gottfried	3	1995-98	92	68-24
Tevester Anderson	5	1998-03	155	103-52
Mick Cronin	3	2003-06	93	69-24
Billy Kennedy	5	2006-11	128	107-53
Steve Prohm	4	2011-15	132	104-29
Matt McMahon	7	2015-	187	123-64

### Record at start of season

<b>OVC MVP's</b>	20
Jim Jennings (1964), Claude Virden (1969)	
Les Taylor (1972) (1973), Gary Hooker (1980), Glen Green (1983), Jeff Martin (1988) (1989), Popeye Jones (1990) (1991), Marcus Brown (1995) & (1996), De'Teri Mayes (1998), Aubrey Reese (2000), Cuthbert Victor (2004), Isaiah Canaan (2012) & (2013 Co-MVP), Cameron Payne (2015), Jonathan Stark (2018), Ja Morant (2019)	

### All-Conference Selections

136

## MEDIA INFORMATION

**Weekly News Conference:** Head Coach Matt McMahon conducts a weekly Q&A session with area media members on Zoom. Video will be available on GoRacers.com. In most weeks, the news conference is on Monday and is usually held at noon.

**Practice Coverage:** MSU practices are generally closed. Contact Dave Winder about availability. Coach McMahon has a standing daily availability every day before or after practice.

**Video Service:** Any television stations and networks needing video of individual MSU players and game footage are asked to call Scott Kopacz (270) 809-6184. His email is [skopacz@murraystate.edu](mailto:skopacz@murraystate.edu)

**CFSB Center Parking:** Media parking is in various areas around the CFSB Center. Contact Dave Winder about what lot you will be in on game day. The address for the CFSB Center is: 1401 KY-121, Murray, KY 42071

**Media Attendance:** A limited number of media may attend games at the CFSB Center in the 2021-22 season. Make requests through Dave Winder.

**Post-Game Interviews:** For home games, Coach McMahon and select MSU players will be available in the media room after a 10 minute cooling off period. Media members are welcome to attend the presser in person. It will also be on Zoom and Facebook live.

**OVC Teleconference:** The Ohio Valley Conference will hold teleconferences during the season. Contact Kyle Schwartz of the OVC for phone dates, number and passcode. (615) 371-1688. His email is: [kschwartz@ovc.org](mailto:kschwartz@ovc.org). You can also contact Dave Winder for the information.


## OVC CONTACT

**Kyle Schwartz**  
**Assistant Commissioner for Media Relations**  
 Office: (615) 690-6685  
 Cell: (615) 775-1937  
 E-mail: [kschwartz@ovc.org](mailto:kschwartz@ovc.org)  
 Web Page: <http://www.OVCSports.com>  
 Twitter: @OVCSports

## TEVIN BROWN &amp; KJ WILLIAMS - MURRAY STATE'S DYNAMIC DUO

**Tevin Brown**

G, 6-5, 175, Junior  
Fairhope, Ala..  
Fairhope HS

**KJ Williams**

F, 6-10, 245, Junior  
Cleveland, Miss..  
Cleveland Central HS

**Tevin Brown NCAA & OVC Rankings (12-19)**

Category	NCAA	OVC	Stat
FG Attempts Total	97	6	143
FG Made	71	6	70
3PT FG Attempts	23	1	90
3PT FG Total Made	9	1	40
3Pt FG Per Game	11	1	3.64
3PT Percentage	37	2	.444
Assist Turnover Ratio	17	1	3.24
Assist Total	175	7	40
Assists Per Game	43	3	5.0
Minutes Play	84	1	34:06
Points Per Game	45	1	18.9
Total Points	37	2	208
Def. Rebounds per	149	4	5.27

**KJ Williams NCAA & OVC Rankings (12-19)**

Category	NCAA	OVC	Stat
FG Made Total	30	4	77
FG Attempts	119	9	138
Points Per Game	111	5	16.7
Total Points	100	6	184
Total Rebounds	156	6	77
Rebounds Per Game	179	6	7.0
FG Percentage	57	3	.558
FG Attempts Total	119	7	138

**Big Games****2021-22**

11-13-21	Bellarmine	H	27p/6reb/3a
12-10-21	Memphis	A	22p/7reb/4a
12-18-21	Chattanooga	H	33p/9reb/2a

**Career Big Games**

02-13-21	UT Martin	H	25p/6reb/3a
02-20-21	SIUE	H	29p/7-9 3pt
02-27-20	Eastern Ky.	H	21p/10reb/4a
01-18-20	SE Missouri	A	29p/14-19ft
12-21-19	Evansville	A	31p/11-15ft
01-10-19	UT Martin	A	31p/9-14 3pt
03-21-19	Marquette	N	19p/5-9 3pt/6reb

**Awards**

2021-22	OVC Preseason Team
12-13-21	OVC Player of the Week
12-20-21	OVC Player of the Week
2020-21	All-OVC First Team
2020-21	NABC All-District 18
2019-20	All-OVC First Team
2019-20	Lou Henson All-America
11-12-18	OVC Freshman of the Week
12-17-18	OVC Freshman of the Week
12-26-18	OVC Freshman of the Week

**Career Notes**

○ In 2019-20, was the fourth Racer to grab 500 rebounds and dish 300 assists, with Isaac Spencer (1997-01) 962/352, Antoine Whelchel (2000-04) 791/326 and Glen Green (1979-83) 629/423.  
○ Has hit five or more 3-point shots 17 times in his MSU career. MSU has won 15 of these games.  
○ 2018-19 - top 3-point shooter on the team, made 90-of-242 for a percentage of .372.  
○ At UT Martin (1-10-19), tied MSU record with nine made 3-point baskets. Matched the previous marks set by Justin Burdine in 2002 (at home vs ECU) and Jonathan Stark in 2016 (at South Dakota State in overtime).

**Big Games****2021-22**

11-22-21	ETSU	N	18p/10reb
11-23-21	Long Beach	N	29p/12-17fg
12-04-21	Middle Tenn.	H	18p/12reb

**Career Big Games**

01-28-21	Tenn. State	H	25p/16reb
01-30-21	Belmont	H	18p/16reb
02-01-21	SE Missouri	A	26p/11reb
02-15-21	SIUE	A	28p/14reb
11-26-19	Weber State	N	23p/11-15fg
02-27-20	Eastern Ky.	H	20p/14reb
03-21-10	Marquette	N	16p/8-10fg

**Awards**

2021-22	OVC Preseason Team
11-15-21	OVC Player of the Week
11-29-21	OVC Player of the Week
2020-21	All-OVC First Team
2020-21	NABC All-District 18
2019-20	All-OVC First Team
02-01-21	OVC Player of the Week

**Career Notes**

○ 2018-19 set the MSU single-season field goal percentage record by hitting 111-of-159 for a clip of .698. He topped the previous mark set by Tony Easley when he shot .689 (115-167) in the 2007-08 season.  
○ Soon will become the ninth Racer to score 1,000 points and grab 700 rebounds.  
○ Has 18 career double-doubles including two this season.  
○ 11-22-20 (18p/10r) vs ETSU  
○ 12-04-20 (18p/12r) vs MTSU



**Today's Opponent - Auburn**

- The Racers have a tall task at Auburn Arena where the Tigers have won 38 consecutive nonconference games there since a loss (01-20-16) against Oklahoma State (63-74).
- Auburn coach Bruce Pearl is 48-3 at home in non-conference home games.
- The Tigers came back from a 13-point deficit Saturday at Saint Louis to get a 74-70 win.
- Walker Kessler led the Tigers with 19 points, nine rebounds and four blocks.
- Jabari Smith (16.5ppg), K.D. Johnson (13.7ppg) and Wendell Green, Jr. (11.6ppg) are leading the Tigers in scoring.
- The Racers have played against Green before, when he was at Eastern Kentucky.

**Game Miscellaneous****Opponent:** Auburn Tigers**Site (Venue):** Auburn, Ala. (Auburn Arena)**Audio:** WFGS Froggy 103.7FM (PxP: Neal Bradley Analyst: Kenny Roth)**TV(Live Streaming):** SEC Network - pxp Dave Neal, analyst: Mark Wise**Live Stats:** StatBroadcast.com**Twitter In Game:** @MSURacers**MUR Record (Streak):** 10-1 (Won 7)**UA Record (Streak):** 10-1 (Won 7)**MUR Last Game:** W 87-76 H Chattanooga (Dec. 18, 2021; Murray, Ky.)**UA Last Game:** W 74-70 at Saint Louis (Dec. 18, 2021; St. Louis, Mo.)**All-Time Series vs. UA:** Racers trail 5-1**First Meeting:** 1996 N Murray State lost 86-72**Last Meeting:** 2018 A Murray State lost 93-88**Largest MSU Win:** 2012 +20, 79-59 at Charleston Classic, S.C.**Largest MSU Loss:** 2002 -19, 72-53 at Auburn**Last Five vs UA:** MSU trails 1-4**Next MSU Game:** Dec. 30 vs Southeast Missouri**Next MSU Away Game:** Jan. 6 at Eastern Illinois**Racer Ramblings**

○ Murray State's Tevin Brown was named the Ohio Valley Conference Player of the Week for a second-straight week. It marks the first time a Racer has won the award in back-to-back weeks since Ja Morant did it three-straight weeks in 2019. In MSU's win over Chattanooga, Brown scored a career-high 33 points, hitting 11-of-22 field goals (including 7-of-14 3-pointers) and adding nine rebounds, two steals, two assists and a block in 38 minutes. It marked the 17th time in his career he had hit five or more 3-pointers in a game; he moved his career made 3-pointers total to 288 (fourth in OVC history).

○ MSU's win over Chattanooga (Dec. 18) was a battle of two top-50 NCAA Net teams.

○ Tevin Brown scored his second instance of a four-point play against Chattanooga (Dec. 18). In the first half, Brown hit a 3-pointer and was fouled and he made the free throw. Brown also had a four-point play against Austin Peay in the semifinals of the OVC Tournament in 2020 in Evansville.

○ MSU has started the same lineup in all 11 games this season. In 2020, the Racers had a run of 18-straight games of a starting five that consisted of: Tevin Brown, DaQuan Smith, Jaiveon Eaves, Anthony Smith and Demond Robinson.

○ In the 2014-15, the Racers used the same starting five for all 34 games of a team that won 25-straight and went 29-5. The starting five included: Cameron Payne, Jarvis Williams, Jonathan Fairell, TJ Sapp and Jeffery Moss.

○ There is one team in the OVC that have yet to lose a game on the road and it's the Racers. The Racers have wins at Illinois State (Nov. 16) 77-65 and at Memphis (Dec. 10) 74-72. MSU gets a challenge next week (Dec. 22) in a game at Auburn.

○ In NCAA D-I games, the Racers have outscored opponents 237-209 in the first half and 297-245 (avg of 7.42 points) in the second half.

○ The Racers' win at Memphis (Dec. 10) 74-72 was an amazing night for the team at the FedExForum.

○ The combined effort by Tevin Brown and Justice Hill at Memphis was simply one of the most amazing games by a pair of MSU players you will ever see. They combined for 14-of-29 FG (.482), 11-of-19 from the 3-point line (.578), 42 points, 10 rebounds and 10 assists.

○ The win over Tennessee Wesleyan pushed the Racers home winning streak at the CFSB Center to 22 in terms of games against non-conference opponents. The last time MSU lost a non-conference home game was in 2017 against Auburn.

**Recent 4-Point Plays By Murray State**

Date	Player	Opponent
*12-18-21	Tevin Brown	Chattanooga
*03-06-20	Tevin Brown	Austin Peay
*01-25-20	DaQuan Smith	Tennessee State
*02-07-19	Shaq Buchanan	Eastern Illinois
*01-13-18	Jonathan Stark	Tennessee Tech
*01-28-17	Bryce Jones	UT Martin
*12-17-16	Jonathan Stark	S. Dakota State
*12-05-15	Gee McGhee	Evansville
(#)11-18-14	Jarvis Williams	Middle Tennessee
*02-23-13	Isaiah Canaan	S. Dakota State
<b>*3-pt basket + Foul + FT</b>		
<b>#2-pt basket + foul. Missed FT, got rebound and scored own miss</b>		

**MSU CURRENT STREAKS****All Games****W7**

Long Beach, James Madison, Campbellsville, Middle Tennessee, Memphis, Tenn. Wesleyan, Chattanooga  
Last loss: ETSU

**At CFSB Center****W7**

SIUE, Cumberland, Bellarmine, Campbellsville, MTSU, Tenn. Wesleyan, Chattanooga  
Last loss: EIU

**On the Road****W2**

Illinois State, Memphis  
Last loss: TTU

**Neutral Floor****W2**

Long Beach, James Madison  
Last loss: ETSU

**Non-OVC Home****W22**

WSU, SU, MOST, PVAM, JSU, UE, BU, SU, Brescia, SIU, MTSU, KSU, CU, Gville, ISU, Transy, CU, BU, C-ville, MTSU, TWU, Chattanooga  
Last loss: Auburn

**Non-OVC Road****W2**

Illinois State, Memphis  
Last win: SIU in 2020

**OVC Overall****L2**

JSU, TTU  
Last win: SIUE

**OVC Home****W1**

SIUE  
Last loss: EIU

**OVC Road****L2**

JSU, TTU  
Last win: SIUE

**MSU VS 2021-22 OPPONENTS**

Opponent	First	Last	W	L	Str
Cumberland (TN)	1930	2021	4	0	W4
Bellarmine	2021	2021	1	0	W1
Illinois State	1971	2021	6	1	W4
East Tennessee	1959	2021	24	20	L1
Long Beach	2021	2021	1	0	W1
James Madison	2010	2021	2	0	W2
Campbellsville	1992	2021	7	0	W7
Middle Tenn.	1930	2021	107	37	W1
Memphis	1929	2021	28	34	W2
Tenn. Wesleyan	1969	2021	6	1	W2
Chattanooga	1963	2021	7	2	W3
<b>Auburn</b>	<b>1996</b>	<b>2019</b>	<b>1</b>	<b>5</b>	<b>L3</b>
SE Missouri	1931	2021	64	21	W8
Tennessee Tech	1930	2021	131	50	L1
Eastern Illinois	1981	2021	49	14	L3
SIUE	1975	2021	25	3	W13
Tennessee State	1983	2021	56	17	W6
Belmont	1986	2021	9	12	L4
UT Martin	1979	2021	55	7	W6
Morehead State	1934	2021	114	52	L2
Austin Peay	1941	2020	87	45	L1

- The Racers will carry the run into the 2022-23 season.
- There have only been two 20-point scorers against the Racers this season. Josh Jefferson's 29 points for MTSU (Dec. 4) and 36 by Malachi Smith of Chattanooga (Dec. 18).
- Against MTSU, MSU's Williams and Burns combined for 27 rebounds, nearly as many as MTSU had as a team (33).
- The double-double for Williams vs MTSU is his second this season and 19th in his MSU Career.
- Burns recorded his first Racer double-double in the MTSU game.
- KJ Williams is making a run at becoming the 10th Racer to score 1,000 points and grab 700 rebounds. Coming into the TWU game, he has played 99 games and has (1,211) points and is up to (675) rebounds.
- Brown reached 100 career games played in the Memphis game, Williams reached 100 against Tennessee Wesleyan.
- Trae Hannibal had MSU's season-high of making eight free throws in a game against Bellarmine (Nov. 13) and the season-high in attempts at nine.
- The last Racer to attempt and make 10 or more from the free throw line was KJ Williams at SIUE (Feb. 15, 2021) when he was 10-of-17.
- KJ Williams was named to the Naples Invitational All-Tournament Team. For the three games, he averaged 20 points and 7.0 rebounds per game. From the field, he shot 62 percent on (26-of-42).
- With 15:31 remaining in the second half of the game against James Madison, Justice Hill threw an alley oop pass from just inside mid-court that Jordan Skipper-Brown caught and dunked. The play was No. 9 on the ESPN SportsCenter Top-10.
- Williams' 32-point performance against Cumberland (Nov. 9) in the season opener is the top game so far in the OVC.
- Nick Muszynski of Belmont scored 31 vs. Drake (Nov. 25).
- The Racers' 80-43 win over Long Beach at the Naples Invitational was by a margin of 37 points (80-43) and was MSU's largest winning margin against a NCAA D-I non-OVC opponent since they defeated Marist at home by the same margin (100-63) on 12-16-17.
- MSU's win over LBSU means they have won six-straight games against teams from the Golden State. The streak began in 2010 with a win over Stanford in Anaheim. MSU beat San Francisco in Alaska in 2011. In 2012, they hosted and defeated Saint Mary's when Dick Vitale attended the game at the CFSB Center. In 2014 and 2015 at neutral site events, the Racers had wins over Pacific and Pepperdine.
- The Racers' 17-0 run to overtake James Madison (Nov. 24) and win their third game at the Naples Invitational 74-62, was their best stretch of basketball this season.
- MSU's 77-65 win at Illinois State snapped a six-game losing streak in road non-conference games. MSU had lost at Auburn, Tennessee, Missouri State, Evansville, MTSU and SIU since their last road win in 2020 at SIU.

#### Dynamic Duo - Tevin Brown & KJ Williams

Murray State's Tevin Brown and KJ Williams are the most proven performers in the Ohio Valley Conference. If they can have a successful 2021-22 season, they will break into the all-time list of Racer dynamic duos for combined scoring.

#### Murray State Best Scoring Tandems

Season	Player	Pts	Avg	Player	Pts	Avg	Total	Combined	G	Coach
1995-96	Marcus Brown	767	26.4	Vincent Rainey	564	19.4	1,331	45.8	29	Gottfried
1999-00	Aubrey Reese	653	20.4	Isaac Spencer	638	19.9	1,291	40.3	32	Anderson
1996-97	Vincent Rainey	656	21.9	DT Mayes	629	21.9	1,285	42.8	30	Gottfried
2014-15	Cameron Payne	707	20.2	Jarvis Williams	440	15.7	1,257	35.9	35	Prohm

#### Racer Nation Remembers Two Coaching Legends

##### Coach Cal Luther (1958-74)



In the span of 39 days in spring 2021, Racer Athletics lost two of its coaching icons from men's basketball. Coach Cal Luther passed away May 8, 2021 at his home in Martin, Tenn., at age 93. When Luther was hired at MSU after a successful stint at DePauw, he began coaching the Racers in the 1958-59 season. When his 16 seasons came to an end with the 1973-74 season, Luther set the school record that still stands today of coaching in 395 games. His longevity produced three Ohio Valley Conference regular season championships and a pair of OVC Coach of the Year awards and NCAA Tournament appearances. Coach Luther was inducted into the Murray State Hall of Fame in 1986 and to the OVC (2000) and UT Martin (2017).

##### Coach Ron Greene (1978-85)



Playing for Coach Luther and then being head coach, Ron Greene lived his life with an understanding of Murray State possessed by few. Greene was recruited by Coach Luther out of Terre Haute, Ind., and played for the Racers from 1960-62. A 2016 inductee into the MSU Hall of Fame, Greene led MSU seven seasons (1978-85). Greene was the 1978 SEC Coach of the Year at Mississippi State and yet, he came back to his alma mater to chase greatness as a Racer. When his seven seasons at Murray State were finished, Coach Greene had 119 wins, which was third all-time at MSU and he is among six coaches at MSU that won at least three OVC championships. Greene was named OVC Coach of the Year in 1980 and 1983. Ron Greene passed on March 31, 2021 at the age of 82. **Note: Coach Luther Day is Dec. 4 when the Racers host Middle Tennessee. Coach Greene Day is Jan. 22, 2021 when MSU hosts UT Martin.**

#### OVC PRESEASON POLL

##### 21-22 Predicted Order of Finish

1. Belmont (17 first-place votes)	161
2. Morehead State (3)	141
3. Murray State	136
4. Southeast Missouri	101
5. Tennessee State	84
6. Austin Peay	76
7. SIUE	65
8. Tennessee Tech	62
9. Eastern Illinois	43
10. UT Martin	34

**9 points awarded for a first-place vote, 8 for second, etc. - Coaches and SID's could not vote for their own teams**

#### OVC PRESEASON TEAM

Johni Broome, MOR	Fr.	F	Plant City, Fla.
Tevin Brown, MUR	Jr.	G	Fairhope, Ala.
Jr. Clay, TTU	Jr.	G	Chattanooga, Tenn.
Chris Harris, SEMO	Jr.	G	Antioch, Ill.
Carlos Marshall, TSU	Sr.	G	Memphis, Tenn.
Grayson Murphy, BEL	Sr.	G	Franklin, Tenn.
Nick Muszynski, BEL	Sr.	C	Pickerington, Ohio
Skyelar Potter, MOR	Jr.	G	Bowling Green, Ky.
Luke Smith, BEL	Sr.	G	Knoxville, Tenn.
KJ Williams, MUR	Jr.	F	Cleveland, Miss.

##### 2020-21 Preseason Co-OVC Player of the Year:

Grayson Murphy, Belmont &  
Johni Broome, Morehead State

#### 2021-22 OVC WEEKLY AWARDS

11-15-21	KJ Williams	Player of the Week
11-29-21	KJ Williams	Player of the Week
12-06-21	DJ Burns	Newcomer of the Week
12-13-21	Tevin Brown	Player of the Week
12-20-21	Tevin Brown	Player of the Week

#### RECENT OVC CHAMPIONS

Season	Regular	Rec	Tournament
2001-02	Tenn. Tech	13-3	<b>Murray State</b>
2002-03	APSU/MOR	13-3	Austin Peay
2003-04	Austin Peay	16-0	<b>Murray State</b>
2004-05	Tenn. Tech	12-4	E. Kentucky
<b>2005-06</b>	<b>Murray State</b>	<b>17-3</b>	<b>Murray State</b>
2006-07	Austin Peay	16-4	E. Kentucky
2007-08	Austin Peay	16-4	Austin Peay
2008-09	UT Martin	14-4	Morehead St.
<b>2009-10</b>	<b>Murray State</b>	<b>17-1</b>	<b>Murray State</b>
<b>2010-11</b>	<b>Murray State</b>	<b>14-4</b>	Morehead St.
<b>2011-12</b>	<b>Murray State</b>	<b>15-1</b>	<b>Murray State</b>
2012-13	Belmont	14-2	Belmont
2013-14	Belmont	14-2	E. Kentucky
<b>2014-15</b>	<b>Murray State</b>	<b>16-0</b>	Belmont
2015-16	Belmont	12-4	Austin Peay
2016-17	Belmont	15-1	Jacksonville State
<b>2017-18</b>	<b>Murray State</b>	<b>16-2</b>	<b>Murray State</b>
<b>2018-19</b>	<b>MUR/BEL</b>	<b>16-2</b>	<b>Murray State</b>
<b>2019-20</b>	<b>MUR/BEL</b>	<b>15-3</b>	Belmont
2020-21	Belmont	18-2	Morehead State



## 2021-22 MURRAY STATE MEN'S BASKETBALL

2016-17	Jonathan Stark	723	21.9	Terrell Miller	529	16.0	1,252	37.9	33	McMahon
2018-19	Ja Morant	808	24.5	Shaq Buchanan	430	13.0	1,238	37.5	33	McMahon
1987-88	Jeff Martin	806	26.0	Don Mann	425	17.7	1,231	39.7	31	Newton
1994-95	Marcus Brown	671	22.4	Vincent Rainey	544	18.8	1,215	42.5	30	Edgar
2017-18	Jonathan Stark	684	21.4	Terrell Miller	483	15.1	1,168	36.5	32	McMahon
1997-98	DT Mayes	711	21.5	Isaac Spencer	457	13.8	1,168	35.3	33	Gottfried

### Speaking of 1000 Points

In the 2020-21 season, Tevin Brown and KJ Williams became the 47th and 48th members of the MSU 1000-Point Club. That brings the question of who's the next Racer to join this exclusive club? It will probably be a while. After the 1,343 that Brown has scored and the 1,054 that Williams has, DaQuan Smith is the next in line at 370 career points.

### MSU 1000-Point Club History

KJ Williams became the 48th player to join the MSU 1000-Point Club against EIU (Feb. 18), as he reached 1,000 in his 86th game as a Racer. The recognition of being fastest to 1,000 in Murray State history belongs to four players. The first was Claude Virden in 1969 and was followed by Mike Coleman in 1974. Virden and Coleman stayed as the only two to do it in 48 games until De'Teri Mayes in 1998. Jonathan Stark was the most recent in 2018. With 48 members in the club, there is also a club of those who came up short. These players are among the best to put on the Racer uniform including Dick Cunningham (1965-68) 981 points, Ed Daniel (2009-13) 931 points and Tony Easley (2005-10) 921 points.

### New Faces For Racers

In the 2021-22 season, Murray State has added five talented players. Here's a look at each.

#### (55) DJ Burns - New Orleans, La.

Coming to the Racers from Southern, Burns has three seasons to play for the Racers. In his 2019-20 freshman season, Burns saw action in 32 games averaging 8.6 points and 4.8 rebounds per game in just over 18 minutes a night. He was seventh in the Southwestern Athletic Conference with 1.8 offensive rebounds per game. His big games included 14 points and seven rebounds at Nebraska and 16 points and nine rebounds at Wright State. In the shortened season of 2020-21, Burns only played six games with 9.3 points per game with 5.0 rebounds. His top game came at UAB where he had 12 points and 11 rebounds on 6-of-9 shooting.

#### (13) Carter Collins - Chapel Hill, N.C.

A graduate student-athlete, Collins joins the Racers after a stellar career at Davidson where he scored 750 points and was a .351 shooter from the 3-point line on 103-of-293. He ranked 10th in the A-10 in 3-point shooting in the 2020-21 season on 35-of-91 (.385). Had a game last season with an 18-point, 4-rebound, 4-steal performance against Auburn.

#### (2) Trae Hannibal - Columbia, S.C.

Hannibal has three seasons to play for the Racers after transferring from South Carolina. He played in 20 games

### 2021-22 SEASON HIGHS

Category	MSU Player	Opponent	Date	Stat	Opponent Player	Team	Stat
Points	Tevin Brown	Chattanooga	12-18	33	Malachi Smith	Chattanooga	12-18 36
FG Made	KJ Williams	Long Beach	11-23	12	Malachi Smith	Chattanooga	12-18 14
FG Att.	Tevin Brown	Chattanooga	12-18	22	Malachi Smith	Chattanooga	12-18 20
FG %	KJ Williams	Cumberland	11-09 (12-13)	.923	Malachi Smith	Chattanooga	12-18(14-17) .823
3-PT Made	Tevin Brown	Chattanooga	12-18	7	Josh Jefferson	Middle Tenn.	12-04 5
3-PT Att.	Tevin Brown	Chattanooga	12-18	14	Josh Jefferson	Middle Tenn.	12-04 12
3-PT %	KJ Williams	Cumberland	11-09 (5-6)	.833	Jace Wallace	Campbellsville	11-29-2 (1.000)
	Justice Hill	Memphis	12-10 (5-6)	.833			
FT Made	Trae Hannibal	Bellarmine	11-13	8	Malachi Smith	Chattanooga	12-18 7
FT Att.	Trae Hannibal	Bellarmine	11-13	9	Malachi Smith	Chattanooga	12-18 7
FT %	Justice Hill	Campbellsville	11-29	4-4 (1.000)	Malachi Smith	Chattanooga	12-18 7-7 (1.000)
	Tevin Brown	Chattanooga	12-18	4-4 (1.000)			
Rebounds	DJ Burns	Middle Tenn.	12-04	15	Kendall Lewis	Illinois State	11-16 7
					AJ Caldwell	Chattanooga	12-18 7
Assists	Justice Hill	Cumberland	11-09	8	DeAndre Dishman	Middle Tenn.	12-04 10
	Justice Hill	Campbellsville	11-29	8			
Steals	Trae Hannibal	Long Beach	11-23	4	Ty Brewer	ETSU	11-24 4
	DaQuan Smith	Tenn. Wesleyan	12-15	4	Bryant Bernard	Tenn. Wesleyan	12-15 4
Blocks	Nick McMullen	Long Beach	11-23	2	Tyler Millin	Middle Tenn.	12-04 3
	Tevin Brown	Middle Tenn.	12-04	2			
	KJ Williams	Middle Tenn.	12-04	2			
	Nick McMullen	Tenn. Wesleyan	12-15	2			

### COLLEGE INSIDER TOP-25

#### MID-MAJOR TOP 25

(Dec. 20)

Rk	Team	Rec	Pts	Prev
1	Gonzaga (31)	9-2	775	1
2	San Francisco	11-1	729	2
3	Loyola Chicago	9-2	711	3
4	Iona	9-2	647	4
5	BYU	9-2	645	5
6	<b>Belmont</b>	<b>10-3</b>	<b>621</b>	<b>7</b>
7	Saint Mary's	10-3	579	6
8	<b>Murray State</b>	<b>10-1</b>	<b>555</b>	<b>10</b>
9	Ohio	8-2	495	12
10	Monmouth	10-2	462	17
11	New Mexico State	10-2	447	14
12	Drake	8-4	378	15
13	Grand Canyon	10-2	350	NR
14	Oakland	7-3	340	13
15	<b>Chattanooga</b>	<b>9-3</b>	<b>315</b>	<b>8</b>
16	South Dakota State	9-4	257	11
17	James Madison	9-2	253	16
18	Weber State	9-3	249	9
19	Toledo	7-3	230	18
20	Southern Utah	7-4	138	19
21	Utah Valley	8-3	121	24
22	Akron	7-3	103	25
23	Boston University	9-4	70	21
24	Liberty	7-4	64	NR
25	Missouri State	8-4	60	NR

**OTHERS RECEIVING VOTES:** Hofstra 58, Norfolk State 57, Buffalo 53, Santa Clara 38, Vermont 37, FGCU 35, Delaware 22, Wofford 22, Navy 21, Furman 19, UC Irvine 17, Towson 15, Stephen F Austin 13, Cleveland State 11, California Baptist 10, Samford 10, Northern Iowa 8, Princeton 7, Loyola Marymount 6, UC Santa Barbara 6, Arkansas State 5, Campbell 4, South Alabama 3, Western Illinois 2, Texas A&M Corpus Christi 1, Texas State 1

### RANKINGS WEEK BY WEEK

Date	MM	AP	USA	NET	KPom
Preseason	---	---	---	---	128
11-15-21	---	---	---	---	116
11-22-21	---	---	---	---	97
11-29-21	---	---	---	---	95
12-06-21	20	---	---	64	99
12-13-21	10	---	---	44	89
12-20-21	8	---	---	40	82
12-27-21					
01-03-22					
01-10-22					
01-17-22					
01-24-22					
01-31-22					
02-07-22					
02-14-21					
02-21-21					
02-28-21					
03-07-21					
03-14-12					

**MM - CollegeInsider.com Mid-Major Poll**

**AP - Associated Press Poll**

**USA - USA Today Coaches' Poll**

**NET - NCAA NET Ratings**

**KP - KenPom.com Rating**

for the Gamecocks in the 2020-21 season where he scored six points per game with 3.2 rebounds and 40 total assists. He had four games of double-digit scoring including back-to-back 15-point games against Missouri and Georgia where he hit a combined 12-of-14 shots from the field. As a freshman, Hannibal averaged 4.0 points per game to go with 2.1 rebounds and 1.2 steals.

### (22) Elijah Farr - Kansas City, Mo.

Coming to the Racers from Olney Central College, Farr has three seasons to compete at MSU. Farr led Olney Central in the 2020-21 season with 16.3 points per game and in rebounding with an average of 6.8 per game in 20 games. His 41 assists were second on the team. He had eight games of 20-point scoring or better, including a season-high 27 points against Vincennes. Farr was a multi-sport star out of Lee's Summit North High School in the Kansas City area where he was a four-year starter on the basketball court and earned Missouri All-State Honors on the football field as a receiver and defensive lineman. He originally signed to play football at Missouri State as a tight end where he spent one season on the roster in 2018.

### (31) Jordan Skipper-Brown - Little Rock, Ark.

As the first transfer from an OVC school (allowed by recent rule change) Jordan Skipper-Brown has one season to play for the Racers. In the 2020-21 season at Eastern Illinois, he made 12 starts for the Panthers and in 20 games total, he scored 10.2 points per game to go with 5.6 rebounds, which tied for tops on the EIU team. Skipper-Brown hit 62 percent of his shots on 85-of-137 shooting for the fourth-best percentage in EIU history. He had a team-high 24 blocked shots and three double-double games. Skipper-Brown's high scoring games were 21 points against Tennessee Tech and 20 points against Southeast Missouri State. Over the last nine games of the season, Skipper-Brown averaged 14.0 points and 7.8 rebounds per game while shooting 69.2 percent from the floor.



### Ronrico White Promoted - MSU Hall of Famer Marcus Brown Joins Staff

The Racers made two significant changes to the coaching staff as Ronrico White was promoted to assistant coach and MSU legend, Marcus Brown, returns to the program as the assistant to the head coach.



White joined the Racers in 2019 as director of player development and was a part of Murray State's third consecutive OVC regular season championship in 2020. Prior to his arrival in Murray, White was an assistant coach at Gardner-Webb where he helped lead the Bulldogs to their first NCAA Tournament appearance in school history. Before beginning his coaching career, White had a stellar playing career at Chattanooga where he finished as the school's 14th all-time leading scorer and ranks in the top 10 in assists, made 3-pointers, and free throws. His father, Tony, was an All-American guard at Tennessee and his brother, Tony, Jr. played at the College of Charleston.

Marcus Brown's career at Murray State that spanned from 1992-96 remains as one of the best all-time. He returns as

### Most Recent MSU 1000-Point Scorers

Date	Player	H/A/N	Opp
02-07-02	Justin Burdine	H	Tenn. Tech
12-13-03	Antoine Whelchel	H	Chicago State
11-23-03	Cuthbert Victor	H	Wagner
01-26-04	Chris Shumate	A	TAMCC
02-08-07	S. Witherspoon	H	Eastern Ky.
02-12-09	Tyler Holloway	H	Tenn. Tech
12-05-09	Danero Thomas	H	Morehead
03-04-11	Isacc Miles	N	(1)Tenn. tech
11-23-11	Ivan Aska	A	Anchorage
01-04-12	Isaiah Canaan	H	Eastern Ky.
01-31-15	Cameron Payne	H	UT Martin
03-07-15	Jarvis Williams	N	(1)Belmont
11-23-15	Jeffery Moss	N	(2)Milwaukee
01-06-18	Jonathan Stark	H	UT Martin
03-26-18	Terrell Miller	N	(3)W. Virginia
02-16-19	Ja Morant	A	Eastern Ky.
12-05-20	Tevin Brown	H	Illinois State
02-18-21	KJ Williams	H	Eastern Ill.

(1) Nashville, Tenn., OVC Tournament

(2) Estero, Fla., Gulf Coast Showcase

(3) San Diego, Calif., NCAA Tournament

### Racer Basketball By The Numbers

- NBA Rookie of the Year Award winner. Ja Morant in 2020.
- NBA Draft selections since 2013. Isaiah Canaan to Rockets in 2013, Cameron Payne to OKC in 2015 and Ja Morant to Grizzlies in 2019.
- OVC Freshman of the Year Awards - Ivan Aska (2009), Isaiah Canaan (2010) & Cameron Payne (2014)
- NCAA Tourney wins - NC State (1988), Vanderbilt (2010), Colorado State (2012), Marquette (2019)
- National Invitational Tournament appearances - 2015 quarterfinalist.
- Consecutive coaches that have led MSU to the NCAA Tournament (Newton, Edgar, Gottfried, Anderson, Cronin, Kennedy, Prohm and McMahon)
- Retired numbers - Most recent - Isaiah Canaan in 2018 & Ja Morant in 2020
- OVC scoring champions - Ja Morant in 2018-19
- Head coaches - Matt McMahon was hired on June 9, 2015
- OVC Tournament Championships - Most recent - MSU won in 2019
- NCAA Tournament appearances - MSU has back-to-back appearances in 2018 and 2019
- MSU All-America selections - Ja Morant in 2019
- OVC Player of the Year Awards - Ja Morant in 2019
- Total NBA Draft selections - Ja Morant in 2019
- OVC regular season championships
- MSU Hall of Fame members from men's basketball
- Winning seasons - Since 1987 MSU Has 31 winning seasons in last 33

### SPECIALTY STATS

POT - Points off turnovers PIP - Points in Paint  
2ND - Second Chance Points FB - Fast break  
Points POB - Points Of The Bench

Opp	POT	PIP	2ND	FB	Bench
CU	10	50	16	28	32
BU	26	36	07	11	20
ISU	19	48	10	12	20
ETSU	13	44	11	07	20
LBSU	09	24	08	10	15
JMU	16	38	05	08	27
CAMP	31	66	10	33	29
MTSU	25	52	14	22	23
MEM	17	24	10	12	04
TWU	30	66	25	30	77
UTC	13	32	16	19	15

AUB

SEMO

TTU

EIU

SIUE

TSU

BEL

EIU

UTM

TTU

MOR

APSU

SIUE

TSU

MOR

APSU

UTM

BEL

SEMO

**Note:** Totals show are MSU/Opponent

### SEASON RECORDS

Statistic	18-19	19-20	20-21	21-22
Home	15-1	15-0	9-4	6-0
Road	10-3	6-6	4-8	2-0
Neutral Floor	3-1	2-3	0-1	2-1
Lead Halftime	22-0	20-2	13-4	7-0
Trailing Half	5-4	2-6	0-8	3-1
Tied at Half	1-1	0-1	0-0	
Lead 5:00 left	24-0	21-2	12-2	8-0
Trailing 5:00 left	3-5	2-6	0-9	
Overtime Games	0-0	1-1	0-0	
Decided +5 or less	4-1	6-5	0-6	
Opp scores -70	16-0	16-3	10-3	6-1
Opp scores 70+	12-5	5-6	3-9	4-0
MSU shoots 50%	16-1	10-1	11-1	6-0
MSU shoots -50%	12-4	15-8	1-10	4-1
Opp. shoots 50%	1-4	1-1	0-4	1-0
Opp. shoots -50%	27-1	18-10	12-2	6-0
MSU more threes	18-2	11-3	10-3	5-0
MSU less threes(tied)	10-3	11-6	2-9	5-1
MSU more reb	19-2	19-4	11-4	9-0
MSU less reb	9-3	4-5	2-7	1-0
November	3-1	4-3	1-0	6-1
December	6-1	3-2	3-4	4-0
January	7-2	9-0	3-4	
February	9-0	6-3	6-4	
March	4-1	1-1	0-1	

a legend in Racer Nation, inducted into the MSU Hall of Fame in 2010 and receiving the ultimate honor, having his No. 5 retired in the rafters of the CFSB Center. Brown was a two-time Ohio Valley Conference Player of the Year for Coach Scott Edgar and is the program's third all-time leading scorer (2,236 points), first in steals (232) and first in single-game scoring with 45 points against Washington (MO) in 1995. Drafted by the NBA's Portland Trailblazers, Brown made his name as a professional becoming the all-time leading American scorer (2,715 points) in Euro League history with playing stops over 14 seasons in France, Greece, Israel, Italy, Lithuania and Russia. Since his retirement from pro basketball, Brown has been coaching at his alma mater, West Memphis High School, taking over for legendary coach Larry Bray, whom Brown played for.

#### Racers Take Fifth Place at Naples Invitational

The Racers lost their first game, but came back to win their final two games at the Naples Invitational (Nov. 22-24) at Community School of Naples Gymnasium in Naples, Florida in Thanksgiving Week. Here is how the eight-team event played out.

#### 2021 Naples Invitational

Community School of Naples Gymnasium  
Naples, Florida – Nov. 22-24, 2021

#### Nov. 22

Kent State 74 James Madison 69  
Wright State 63 George Washington 74  
ETSU 66 Murray State 58  
Missouri State 92 Long Beach State 66

#### Nov. 23

James Madison 78 Wright State 76  
Murray State 80 Long Beach 43  
Kent State 77 George Washington 69  
Missouri State 76 vs ETSU 77

#### Nov. 24

7th place game – Wright State 76 Long Beach 85  
5th place game – James Madison 62 Murray State 74  
3rd place game – Missouri State 72 George Washington 54  
Championship game – Kent State 51 ETSU 57

#### Coach McMahon Signs Four For 2022-23 season


Edwards, Morgan, Stacker & Williams might sound like a law firm, but they are the next crop of Racers that fans will be getting to know in one year. Coach Matt McMahon added the four signees this week as all will be freshman in the fall of 2022 at Murray State.

#### Coach Tevester Anderson & Vincent Rainey Part of 2021 Class of Murray State Hall of Fame Coach Tevester Anderson (1995-03)



Anderson was part of amazing success of nearly a decade with Racer Basketball. As head coach (1998-03) he led the Racers to 103 wins in five seasons. His teams won a pair of Ohio Valley Conference regular season titles and two OVC Tournament championships which led to a pair of trips to the NCAA Tournament. He was part of another three OVC regular season titles and two more NCAA appearances as an assistant to Mark Gottfried. Anderson was an amazing recruiter and landed some of the biggest names to ever play at Murray State including De'Teri Mayes, Chad Townsend, Isaac Spencer, Aubrey Reese, Rod Murray, Justin Burdine, James 1998-99 Mens Basketball Singleton, Antoine Whelchel and Cuthbert Victor.

**Vincent Rainey (1993-97)** A three-time Ohio Valley Conference selection and part of a historic period of Racer Basketball in which the program won four-straight OVC regular season championships, Rainey was part of two Racer teams that played in the NCAA Tournament. Arriving at MSU from Fairley High School in Memphis, Rainey was recruited by Coach Scott Edgar and finished up at MSU as the No. 6 all-time scorer at MSU and one of only 18 Racers to score 1,000 points and grab 600 rebounds. Rainey's 656 career field goals was No. 5 all-time in 1997 and is still No. 6 in 2021 and his 419 career free throws is still No. 10 today. One of only 14 MSU players to score 1,000 points and grab 600 rebounds. His 1996-97 senior season was incredible as he scored 656 points, to become the seventh MSU player to score 600 in a season. He also scored 21.9 points per game.



#### OVC Head Coaches Tenure At School

Name	Team	Season
<b>Matt McMahon</b>	<b>MUR</b>	<b>7th</b>
Preston Spradlin	MOR	6th
Brian Collins	TSU	4th
Casey Alexander	BEL	3rd
Brian Barone	SIUE	3rd
John Pelphrey	TTU	3rd
Brad Korn	SEMO	2nd
Nate James	APSU	1st
Ryan Ridder	UTM	1st
Marty Simmons	EIU	1st

#### All-Time Winningest MSU Coaches

Coach	Era	Years	Wins
Carlisle Cutchin	1925-41	16	256
Cal Luther	1958-74	16	241
<b>Matt McMahon</b>	<b>2015-</b>	<b>7</b>	<b>133</b>
Ron Greene	1978-85	7	119
Steve Newton	1985-91	6	116
Billy Kennedy	2006-11	5	107
Harlan Hodges	1948-54	6	105
Steve Prohm	2011-15	4	104
Tevester Anderson	1998-03	5	103

#### All-Time Winning % MSU Coaches

Coach	Era	Years	Pct.
Carlisle Cutchin	1925-41	16	.736
<b>Matt McMahon</b>	<b>2015-</b>	<b>7</b>	<b>.671</b>
Billy Kennedy	2006-11	5	.668
Tevester Anderson	1998-03	5	.664
Steve Newton	1985-91	6	.640
Ron Greene	1978-85	7	.604

**\*5 or more seasons as head coach**

#### CAREER MADE FIELD GOALS

Rk	Player	Seasons	Games	Total
1.	Jeff Martin	1985-89	117	926
2.	Isaac Spencer	1997-01	125	823
3.	Popeye Jones	1988-92	123	782
4.	Marcus Brown	1992-96	118	736
5.	Lamont Sleet	1980-84	111	714
6.	Vincent Rainey	1993-97	113	695
7.	Jesse Williams	1972-76	101	675
8.	Garrett Beshear	1949-53	115	641
9.	Isaiah Canaan	2009-13	132	635
10.	Howie Crittenden	1952-56	101	632
11.	Claude Virden	1967-70	71	620
12.	Grover Woolard	1973-77	102	609
13.	Herb McPherson	1964-67	74	606
14.	Glen Green	1979-83	115	603
15.	Cuthbert Victor	2000-04	123	581
16.	Frank Allen	1989-93	116	566
17.	Les Taylor	1970-73	70	562
18.	Stewart Johnson	1963-66	76	533
19.	Jim Jennings	1961-64	71	524
<b>20.</b>	<b>KJ Williams</b>	<b>2018-22</b>	<b>101</b>	<b>508</b>
<b>21.</b>	<b>Tevin Brown</b>	<b>2018-22</b>	<b>102</b>	<b>505</b>

#### CAREER FIELD GOALS PERCENTAGE

Rk	Player	Seasons	3M-3A	Avg
1.	Devin Gilmore	2017-21	173-248	.698
2.	Tony Easley	2005-10	372-571	.651
3.	Wayne Langston	2014-16	193-309	.625
4.	Jarvis Williams	2013-15	383-635	.603
5.	Jonathan Fairell	2013-15	170-285	.596
6.	Mike Lahm	1983-85	200-338	.592
7.	Chris Ogden	1986-90	414-701	.591
8.	Cuthbert Victor	2000-04	581-987	.589
<b>9.</b>	<b>KJ Williams</b>	<b>2018-21</b>	<b>508-873</b>	<b>.582</b>

#### CAREER SCORING

Rk	Player	Seasons	G	Points
1.	Jeff Martin	1985-89	117	2,484
2.	Isaac Spencer	1997-01	127	2,248
3.	Marcus Brown	1992-96	118	2,236
4.	Popeye Jones	1988-92	123	2,057
5.	Isaiah Canaan	2009-13	132	2,050
6.	Howie Crittenden	1952-56	104	2,019
7.	Lamont Sleet	1979-84	111	1,902
8.	Vincent Rainey	1994-97	113	1,888
9.	Frank Allen	1989-93	116	1,811
10.	Garrett Beshear	1950-53	117	1,798
<b>11.</b>	<b>Tevin Brown</b>	<b>2018-21</b>	<b>101</b>	<b>1,551</b>
12.	Glen Green	1979-83	115	1,540
13.	Jesse Williams	1972-76	101	1,515
14.	Herb McPherson	1964-67	87	1,513
15.	Claude Virden	1967-70	71	1,490
16.	Cuthbert Victor	2000-04	123	1,485
17.	Les Taylor	1970-73	70	1,477
18.	Don Mann	1985-89	112	1,449
19.	Jeffery Moss	2012-16	129	1,409
20.	Jonathan Stark	2016-18	65	1,408
21.	Jim Jennings	1961-64	71	1,370
22.	Grover Woolard	1973-77	102	1,363
23.	De'Teri Mayes	1996-98	63	1,340
24.	Antoine Whelchel	2000-04	124	1,335
25.	Cameron Payne	2013-15	69	1,279
26.	Danero Thomas	2006-10	126	1,277
27.	Stewart Johnson	1963-66	76	1,275
28.	Aubrey Reese	1997-00	96	1,271
<b>29.</b>	<b>KJ Williams</b>	<b>2018-21</b>	<b>101</b>	<b>1,238</b>
30.	Ivan Aska	2008-12	126	1,218
30.	Ja Morant	2017-19	65	1,213
32.	Justin Burdine	1998-02	110	1,209
33.	Chris Shumate	1999-04	117	1,207

# 2021-22 MURRAY STATE MEN'S BASKETBALL

## Murray State/Opponents NCAA Net Rankings

	12/6	12/13	12/20	12/27	1/3	1/10	1/17	1/24	1/31	2/7	2/14	2/21	2/28	3/7	3/14
<b>MUR</b>	<b>64</b>	<b>44</b>	<b>37</b>												
BEL	43	36	40												
MOR	79	101	115												
APSU	203	235	264												
TTU	220	265	275												
SIUE	259	239	239												
SEMO	299	292	307												
UTM	302	291	283												
TSU	333	298	254												
EIU	327	357	356												
---	---														
BU	253	249	229												
ISU	272	244	225												
ETSU	100	89	151												
LBSU	322	288	281												
JMU	163	145	143												
MTSU	116	98	116												
MEM	65	76	55												
UTC	29	30	43												
AUB	16	12	9												

**Jaxon Edwards – 6-6 - G - Cathedral High School - Indianapolis, Ind.**

**Justin Morgan – 6-6 - G - Memphis Home Education Association - Bartlett, Tenn.**

**Braxton Stacker – 6-5 - G - Cardinal Ritter College Prep - Fairview Heights, Ill.**

**Corneilous Williams – 6-9 - F - Combine Academy Post Grad - Beaumont, Miss.**

## Notables

- ◇ DJ Burns will wear No. 55 for the Racers and it has been a long time since a player wore this number. The last was John Jackson who was part of a 1991-92 team that won the OVC regular season title and played in the NCAA Tournament. MSU Hall of Famer Dick Cunningham wore No. 55 for the Racers from 1966-68. Cunningham led the nation with 21.8 rebounds per game in the 1966-67 season and won an NBA championship with the Milwaukee Bucks in 1971.
- ◇ Speaking of MSU Hall of Famers. KJ Williams wore No. 23 in his first three seasons for the Racers, same as Don Mann, who played for the Racers from 1985-89 and was MSU's all-time assister until Ja Morant came along. Williams has switched to No. 0 for the 2021-22 season. No. 0 has only been worn eight times in MSU history. The first was Trey Pearson in the 2004-05 season.
- ◇ Jackson Sivills wears No. 33, the same as MSU Hall of Famer Frank Allen who played for the Racers from 1989-93.
- ◇ The Racers have two sons of former MSU players on the 2021-22 roster. Jackson Sivills is a Sophomore from Paducah, Ky., the son of Scott, who played for the Racers in the mid-1990's. Rod Thomas, Jr., is a junior with the Racers and also from Paducah. His father, Rod Thomas, Sr., played for the Racers in the early 2000s. Sivills played at McCracken County High School, while Thomas played at Tilghman High School.
- ◇ In his seventh season as head coach, Matt McMahon (16th coach in program history) is firmly ranked among the top level in the history of Murray State basketball. Starting with longevity, McMahon is one of only four who had coached seven seasons or more. McMahon, Carlisle Cutchin (1925-28) and Steve Prohm (2011-15) are the only coaches in Murray State history to have three consecutive 20-win seasons.
- ◇ McMahon now has the longest tenure in OVC men's basketball. He became the dean of OVC coaches when Jay Spoonhour and Eastern Illinois parted ways.
- ◇ There are three new head coaches in the OVC for the 2020-21 season: Nate James (Austin Peay), Ryan Ridder (UT Martin) and Marty Simmons (Eastern Illinois).
- ◇ Close games are often a toss up. The Racers enter the 2021-22 season 9-9 in games decided by less than five points in the last three seasons, including a 1-2 record in overtime games.

## CAREER MADE 3PT FIELD GOALS

Rk	Player	Seasons	Games	Total
1.	Isaiah Canaan	2009-13	132	304
<b>2.</b>	<b>Tevin Brown</b>	<b>2018-21</b>	<b>102</b>	<b>288</b>
3.	Frank Allen	1989-93	116	251
4.	Jonathan Stark	2016-18	65	218
	Jeffrey Moss	2012-16	129	218
6.	Tyler Holloway	2005-09	121	207
7.	Don Mann	1985-89	111	204
8.	Justin Burdine	1998-02	110	198
9.	De'Teri Mayes	1996-98	63	186
10.	Paul King	1987-91	124	173
	Marcus Brown	1992-96	118	173
12.	Chris Shumate	1999-04	117	170
13.	Cameron Payne	2013-15	69	156
14.	Terrell Miller	2016-18	65	137

Since 1986 when the 3-point shot was started

## CAREER 3PT PERCENTAGE

Rk	Player	Seasons	3M-3A	Avg
1.	Jeff Martin	1985-89	97-216	.449
2.	Marcus Jones	1993-94	(37-83)	.446
4.	De'Teri Mayes	1996-98	(186-436)	.427
5.	Don Mann	1985-89	(204-484)	.421
6.	Isaiah Canaan	2009-13	(298-711)	.419
<b>21.</b>	<b>Tevin Brown</b>	<b>2018-21</b>	<b>(288-731)</b>	<b>.394</b>

## SEASON MADE 3PT FIELD GOALS

Date	Player	Opponent	G	Made
1.	Jonathan Stark	2017-18	32	110
2.	Jonathan Stark	2016-17	33	108
3.	De'Teri Mayes	1997-98	33	103
4.	Justin Burdine	2001-02	32	99
5.	Isaiah Canaan	2011-12	33	98
6.	Isaiah Canaan	2012-13	31	94
<b>7.</b>	<b>Tevin Brown</b>	<b>2018-19</b>	<b>33</b>	<b>90</b>
<b>8.</b>	<b>Tevin Brown</b>	<b>2019-20</b>	<b>32</b>	<b>85</b>
9.	Cameron Payne	2014-15	35	84
10.	De'Teri Mayes	1966-97	30	83
11.	Jeffery Moss	2015-16	31	80
12.	Rick Jones	2002-03	29	77
13.	Dexter Fields	2013-14	34	76
	William Moore	1994-95	30	76
15.	Frank Allen	1992-93	28	75
	Justin Burdine	2000-01	29	75
	Marcus Brown	1995-96	29	74
18.	Chris Shumate	2003-04	34	73
19.	Cameron Payne	2013-14	34	72
	Don Mann	1986-87	28	72
<b>21.</b>	<b>Tevin Brown</b>	<b>2020-21</b>	<b>25</b>	<b>71</b>

## SEASON 3PT PERCENTAGE

Rk	Player	Seasons	Games	Avg
1.	Jeff Martin	1988-89	65-131	.496
2.	Isaiah Canaan	2009-10	54-112	.482
3.	Paul King	1989-90	46-98	.469
4.	Brion Whitley	2018-19	21-45	.467
5.	Tyler Holloway	2007-08	55-119	.462
6.	Chris Shumate	2000-01	55-120	.458
7.	Isaiah Canaan	2011-12	98-215	.456
<b>8.</b>	<b>Tevin Brown</b>	<b>2021-22</b>	<b>31-68</b>	<b>.456</b>
8.	Frank Allen	1991-92	66-147	.449
9.	Chris Shumate	2003-04	73-163	.448
10.	Marcus Jones	1993-94	37-83	.446

# 2021-22 MURRAY STATE MEN'S BASKETBALL

## MURRAY STATE - NATIONAL RANKING HISTORY

### ASSOCIATED PRESS POLL

1950-51	Coch Harlan Hodges
Rank	Date
20	02-27-1951
16	03-16-1951 (Final poll)

1951-52	Coch Harlan Hodges
Rank	Date
18	12-26-1952
16	01-02-1952

1952-53	Coch Harlan Hodges
Rank	Date
17	02-17-1953

1970-71	Coch Cal Luther
Rank	Date
19	01-26-1971
19	02-02-1971
17	02-09-1971
17	02-16-1971

1997-98	Coch Mark Gottfried
Rank	Date
25	03-06-1998

2011-12	Coch Steve Prohm
Rank	Date
24	12-12-2011
22	12-22-2011
20	12-26-2011
19	01-02-2012
15	01-09-2012
12	01-16-2012
11	01-23-2012
10	01-30-2012
9	02-06-2012
16	02-13-2012
14	02-20-2012
12	02-27-2012
11	03-05-2012

2014-15	Coch Steve Prohm
Rank	Date
25	03-02-2015

### ESPN-USA TODAY POLL

2011-12	Coch Steve Prohm
Rank	Date
22	12-19-2011
21	12-26-2011
18	01-02-2012
14	01-09-2012
12	01-16-2012
9	01-23-2012
9	01-30-2012
7	02-06-2012
14	02-13-2012
12	02-20-2012
9	02-27-2012
10	03-05-2012

### ESPN-USA TODAY POLL

2014-15	Coch Steve Prohm
Rank	Date
24	03-02-2015

### WINS OVER A RANKED OPPONENT

Season	Date	Opponent	Opp/MSU Rank	H/A/N	W/L	Score	Notes
1952-53	02-14-1953	Western Ky.	9 --	H	W	77-67	Regular Season
1970-71	01-23-1971	Western Ky.	7 --	H	W	73-71	Regular Season
1981-82	12-07-1981	Notre Dame	19 --	A	W	56-54	Regular Season
1987-88	03-18-1988	NC State	14 --	N	W	78-75	NCAA Tournament (Lincoln, Neb.)
1997-98	12-25-1997	Arkansas	12 --	N	W	94-83	Puerto Rico Holiday Classic
2009-10	03-18-2010	Vanderbilt	21 --	N	W	66-65	NCAA Tournament (San Jose, Calif.)
2011-12	12-11-2011	Memphis	21 --	A	W	76-62	Regular Season
2011-12	02-18-2012	St. Mary's	21 9	H	W	65-51	Regular Season

### GAMES AGAINST A RANKED OPPONENT

Season	Date	Opponent	Opp/MSU Rank	H/A/N	W/L	Score	Notes
1998-99	03-11-1999	Ohio State	10 --	N	L	58-72	NCAA Tournament (Indianapolis, Ind.)
2000-01	11-24-2001	Western Ky.	21 --	A	L	77-101	
2001-02	03-15-2002	Georgia	17 --	N	L	68-85	NCAA Tournament (Chicago, Ill.)
2003-04	12-20-2003	Pittsburgh	18 --	A	L	49-70	
2003-04	01-03-2004	Louisville	11 --	A	L	69-91	Freedom Hall
2003-04	03-19-2004	Illinois	13 --	N	L	53-72	NCAA Tournament (Columbus, Ohio)
2005-06	03-17-2006	North Carolina	10 --	N	L	65-69	NCAA Tournament (Dayton, Ohio)
2009-10	03-18-2010	Vanderbilt	21 --	N	W	66-65	NCAA Tournament (San Jose, Calif.)
2009-10	03-20-2010	Butler	10 --	N	L	52-54	NCAA Tournament (San Jose, Calif.)
2011-12	12-11-2011	Memphis	21 --	A	W	76-72	Fed Ex Forum
2011-12	02-12-2012	Saint Mary's	21 9	H	W	65-51	Dick Vitale visit
2011-12	03-17-2012	Marquette	9 11	N	L	53-62	NCAA Tournament (Louisville, Yum! Ctr)
2017-18	03-26-2018	West Virginia	18 --	N	L	68-85	NCAA Tournament (San Diego, Calif.)
2018-19	12-22-2018	Auburn	7 --	A	L	88-93	
2018-19	03-23-2019	Florida State	10 --	N	L	90-62	NCAA Tournament (Hartford, Conn.)
2019-20	11-12-2019	Tennessee	14 --	A	L	82-63	

### GAMES AS A RANKED TEAM

Season	Date	Opponent	Opp/MSU Rank	H/A/N	W/L	Score	Notes
1951-52	01-03-1952	Ky Wesleyan	-- 16	H	W	66-64	Regular Season
1951-52	01-05-1952	Dayton	-- 16	A	L	55-69	Regular Season
1951-52	01-07-1952	Eastern Ky.	-- 16	A	L	65-84	Regular Season
1952-53	02-17-1953	Okla. City	-- 17	A	L	37-43	Regular Season
1952-53	02-18-1953	Wichita State	-- 17	A	L	77-87	Regular Season
1952-53	02-21-1953	Eastern Ky.	-- 17	H	L	68-96	Regular Season
1970-71	01-30-1971	Austin Peay	-- 20	A	W	73-71	Regular Season
1970-71	02-06-1971	Austin Peay	-- 19	H	W	90-76	Regular Season
1970-71	02-08-1971	Middle Tenn.	-- 19	A	W	81-58	Regular Season
1970-71	02-13-1971	Morehead St.	-- 17	H	W	89-78	Regular Season
1970-71	02-15-1971	Austin Peay	-- 17	H	L	81-82	Regular Season
1970-71	02-20-1971	East Tenn. St.	-- 17	A	L	65-80	Regular Season
1970-71	02-22-1971	Tenn. Tech	-- 17	A	W	72-69	Regular Season
1997-98	03-06-1998	Rhode Island	-- 23	N	L	74-97	NCAA Tournament(Oklahoma City)
2011-12	12-15-2011	Lipscomb	-- 24	H	W	89-65	Regular Season
2011-12	12-17-2011	Arkansas St.	-- 24	H	W	66-53	Regular Season
2011-12	12-21-2011	UT Martin	-- 22	H	W	78-54	Regular Season
2011-12	12-30-2011	Eastern Ill.	-- 20	A	W	73-40	Regular Season
2011-12	01-04-2012	Eastern Ky.	-- 19	H	W	76-67	Regular Season
2011-12	01-07-2012	Austin Peay	-- 19	A	W	87-75	Regular Season
2011-12	01-12-2012	Jacksonville St.	-- 15	H	W	66-55	Regular Season
2011-12	01-14-2012	Tenn. Tech	-- 15	H	W	82-74	Regular Season
2011-12	01-18-2012	Morehead St.	-- 12	A	W	66-60	Regular Season
2011-12	01-21-2012	SIUE	-- 12	A	W	82-65	Regular Season
2011-12	01-28-2012	Eastern Illinois	-- 12	H	W	73-58	Regular Season
2011-12	02-02-2012	Southeast Missouri	-- 10	H	W	81-73	Regular Season
2011-12	02-04-2012	UT Martin	-- 10	A	W	65-58	Regular Season
2011-12	02-09-2012	Tennessee State	-- 9	H	L	68-72	Regular Season
2011-12	02-11-2012	Austin Peay	-- 9	H	W	82-63	Regular Season
2011-12	02-15-2012	Southeast Missouri	-- 14	A	W	75-66	Regular Season
2011-12	02-18-2012	Saint Mary's	21 16	H	W	65-51	Regular Season
2011-12	02-23-2012	Tennessee State	-- 14	A	W	80-62	Regular Season
2011-12	02-25-2012	Tennessee Tech	-- 14	A	W	69-64	Regular Season
2011-12	03-02-2012	Tennessee Tech	-- 12	N	W	78-58	OVC Tournament
2011-12	03-03-2012	Tennessee State	-- 12	N	W	54-52	OVC Tournament
2011-12	03-15-2012	Colorado State	-- 11	N	W	58-41	NCAA Tournament
2011-12	03-17-2012	Marquette	9 11	N	L	62-53	NCAA Tournament
2014-15	03-06-2015	Morehead St.	-- 25	N	W	80-77	OVC Tournament
2014-15	03-07-2015	Belmont	-- 25	N	L	87-88	OVC Tournament

27 OVC Regular Season Titles / 17 OVC Tournament Titles / 17 NCAA Appearances

## 2021-22 MURRAY STATE MEN'S BASKETBALL

### GAME BY GAME RECAPS

- o The Racers opened up their 97th season of collegiate basketball and 24th in the CFSB Center.
- o KJ Williams hit his first seven shots of the game and finished with a career high on 32 points on a night when he was 12-of-13 from the field including 5-of-6 from the 3-point line.
- o The rest of the scoring from MSU included 21 points from Tevin Brown on 4-of-8 from the 3-point line and 12 points from Justice Hill as he also had a game-high eight assists. KJ Williams
- o Since their 2014 three-point loss to Houston, the Racers have won seven-straight season and home openers.

- o MSU made eight 3-pointers, with six from Brown & one each from Carter Collins and Hill.
- o Hill and Jordan Skipper-Brown combined to draw 10 fouls from Bellarmine.
- o The Racers forced the Knights into 18 turnovers and scored 26 points off of them.
- o The Racers had a 19-0 run that closed the first half and opened the second.
- o MSU has won their last three home games. The current run started with the final game of last season against SIUE.
- o The Racers return the game to Bellarmine in 2022 at Freedom Hall in Louisville.
- o This was the first meeting between Bellarmine and the Racers. BU moved up to NCAA DI in 2020.

- o MSU led by 16 at halftime and held on for a 77-65 victory over Illinois State.
- o Tevin Brown scored 19 points, while Justice Hill tied his career-high with 17 points. KJ Williams added 13 points and Trae Hannibal added 10 points off the bench as the Racers shot 47 percent from the field on 33-of-70 shots.
- o Hill's first time scoring 17 points was Dec. 12, 2020 in a home win over Austin Peay.
- o All eight MSU players that saw action grabbed at least a pair of rebounds. Hannibal had a team-high eight.
- o MSU held ISU scoreless in the final 2:40 of the game.
- o Coach McMahon is 4-1 against ISU. The Racers lead the all-time series with Illinois State 6-1 and have won the last four since the last loss at ISU in 2015.

- o MSU had a poor night shooting from the 3-point line on 1-of-16.
- o MSU also missed 12 free throws.
- o Still yet, they were down by only four points with 1:36 remaining.
- o KJ Williams had 18 points and 10 rebounds to record MSU's first double-double this season and the 18th of his career.
- o Tevin Brown saw his 21-game stretch of making at least one 3-point basket end with a 0-of-6 night.
- o The Racers only made one 3-pointer tonight, the last time MSU failed to hit a three was against Austin Peay in 2009 when they were 0-of-15. MSU had another in 2008 in the San Juan Shootout against Wright State (0-of-15) and another in 2006 against Samford when they went 0-of-6 and broke a streak of 581 games in which they had made at least one 3-pointer.

- o KJ Williams scored a game-high 29 points for the Racers, while Tevin Brown added 16 points as 11 different MSU players made a dent in the scoring column.
- o Williams and Brown were particularly accurate against the Beach in combining for 45 points on 19-of-28 from the field for 67 percent and 8-of-14 from the 3-point line for 57 percent.
- o This was the first meeting between LBSU and the Racers.
- o MSU has won six-straight games against teams from the Golden State. The streak began in 2010 with a win over Stanford in Anaheim. MSU beat San Francisco in Alaska in 2011. In 2012, they hosted and defeated Saint Mary's when Dick Vitale attended the game at the CFSB Center. In 2014 and 2015 at neutral site events, the Racers had wins over Pacific and Pepperdine.

- o MSU used a 17-0 run that began in the final minute of the first half and continued in the second half and carried a win over James Madison.
- o Trae Hannibal led five Racers in double-figure scoring with 15, while Tevin Brown and KJ Williams each added 13 points. Justice Hill scored 11 points and DJ Burns had 10 points and was one rebound shy of a double-double.
- o During the first 8:20 of the second half, the Racers had a stretch where they hit eight-straight shots and a run of making 10-of-11.

Game 1	Cumberland at MSU		11-09-21	
<b>CFSB Center - Murray, Ky.</b>				
Cumberland	(3-1)	45	32	77
Murray State	(1-0)	55	54	109

Game 2	Bellarmine at MSU		11-13-21	
<b>CFSB Center - Murray, Ky.</b>				
Bellarmine	(0-2)	26	33	59
Murray State	(2-0)	29	49	78

Game 3	MSU at Illinois State		11-16-21	
<b><u>Redbird Arena - Normal, Ill.</u></b>				
Murray State	(3-0)	41	36	77
Illinois State	(1-2)	25	40	65

Game 4	MSU vs East Tennessee		11-22-21	
Naples Invitational - Naples, Fla.				
Murray State	(3-1)	29	29	58
East Tennessee	(2-2)	32	34	66

Game 5	MSU vs Long Beach		11-23-21	
Naples Invitational - Naples, Fla.				
Long Beach	(1-4)	16	27	43
Murray State	(4-1)	43	37	80

Game 6	MSU vs James Madison			11-24-21
Naples Invitational - Naples, Fla.				
Murray State	(5-1)	25	49	74
James Madison	(5-2)	30	32	62

### CAREER REBOUNDS

Rk	Player	Seasons	Games	Total
10.	Quitman Sullins	1954-58	80	788
11.	Claude Virden	1967-70	71	778
12.	Jesse Williams	1972-76	101	746
13.	Ed Daniel	2009-13	128	719
14.	Gene Herndon	1957-61	66	714
15.	Chris Ogden	1986-90	117	690
16.	<b>KJ Williams</b>	<b>2018-21</b>	<b>101</b>	<b>680</b>
17.	Ivan Aska	2008-12	126	678
18.	Jeff Martin	1985-89	117	669
19.	Shawn Witherspoon	2002-07	121	662
20.	Vincent Rainey	1993-97	113	645
21.	James Singleton	2001-03	60	632
22.	Jarvis Williams	2013-15	69	631
23.	Glen Green	1979-83	115	629
24.	Tony Easley	2005-10	121	610
25.	Herb McPherson	1964-67	74	596

### CAREER REBOUND AVERAGE

Rk	Player	Seasons	G	Avg
22.	John Randall	1976-79	59	7.4
	Jesse Williams	1972-76	101	7.4
24.	Frank Watrous	1953-55	55	7.2
25.	Hector Blondet	1968-71	69	7.1
	Joe Mikez	1951-56	77	7.1
27.	Jonathan Fairell	2013-15	69	6.9
28.	<b>KJ Williams</b>	<b>2018-21</b>	<b>101</b>	<b>6.7</b>
	Bill Mancini	1969-72	74	6.7

### SEASON REBOUNDS

Date	Player	Opponent	G	Made
42.	Larry Moffett	1974-75	25	257
43.	Mike O'Riordan	1959-60	23	255
44.	Bill Mancini	1971-72	26	251
45.	Ricky Hood	1981-82	28	249
46.	Vincent Rainey	1996-97	30	247
47.	Jonathan Fairell	2014-15	35	244
48.	Francis Watrous	1953-54	31	243
49.	Garrett Beshear	1952-53	25	241
50.	Anthony Smith	2019-20	32	239
	Shawn Witherspoon	2005-06	31	239
52.	Ron Johnson	1970-71	24	235
	Jesse Williams	1974-75	25	235
	Cuthbert Victor	2001-02	32	235
55.	Mike Muff	1977-78	25	234
56.	<b>KJ Williams</b>	<b>2019-20</b>	<b>32</b>	<b>232</b>
	Cuthbert Victor	2002-03	29	232
58.	Jonathan Fairell	2013-14	34	231
59.	Ken Peterson	1958-59	25	230
60.	Jesse Williams	1975-76	26	227
	Antoine Whelchel	2000-01	29	227
62.	Chris Ogden	1989-90	30	222
---	<b>KJ Williams</b>	<b>2020-21</b>	<b>25</b>	<b>211</b>

### SEASON REBOUND AVERAGE

Rk	Player	Seasons	Games	Avg
39.	Garrett Beshear	1952-53	25	9.6
40.	Jesse Williams	1974-75	25	9.4
	Mike Muff	1977-78	25	9.4
42.	Ken Peterson	1958-59	25	9.2
	Jim Gainey	1954-55	24	9.2
44.	Ricky Hood	1981-82	28	8.9
	Les Taylor	1970-71	24	8.9
46.	Joe Mikez	1955-56	25	8.8
47.	Jesse Williams	1975-76	26	8.7
48.	Terrell Miller	2017-18	32	8.6
	Garrett Beshear	1951-52	33	8.6
50.	<b>KJ Williams</b>	<b>2020-21</b>	<b>21</b>	<b>8.4</b>

## GAME BY GAME RECAPS

- o RDJ Burns scored 14 of the Racers' first 28 points in the game on his way to MSU career-best game of 19 points.
- o Tevin Brown led the way with 20 points.
- o Brown was 3-of-6 from the 3-point line.
- o This was the seventh all-time meeting with Campbellsville for the Racers who have won all seven.
- o Justice Hill and Trae Hannibal combined for 13 assists and zero turnovers.
- o The Racers had 16 assists on eight turnovers.
- o MSU has won their last four games at home in the CFSB Center.

Game 7	Campbellsville at MSU	11-29-21
<b>CFSB Center - Murray, Ky.</b>		
Campbellsville	(7-4)	29 32 61
Murray State	(6-1)	49 49 98

- o The Racers entered the contest ninth in NCAA D-I in field goal percentage (.516). They raised with 55 percent shooting on 31-of-63.
- o Williams and Burns combined for 27 rebounds, nearly as many as MTSU had as a team (33).
- o The double-double for Williams is his second this season and 19th in his MSU Career.
- o Burns gets his first Racer double-double. His 15 rebounds is tied for the 13th best rebound game by an MSU player in the 24 seasons of the CFSB Center.
- o The Racers' five players in double-figure scoring is the first since Jan. 16, 2021 when MSU did it at UT Martin. In that game the scoring included: KJ Williams (17), Tevin Brown (13), Dionte Bostick (11), Demond Robinson (10), Chico Carter (10).

Game 8	Middle Tennessee at MSU	12-04-21
<b>CFSB Center - Murray, Ky.</b>		
Middle Tenn.	(7-2)	40 47 87
Murray State	(7-1)	44 49 93

- o The Racers erased a 14-point halftime deficit to get their second road win of the season.
- o Tevin Brown and Justice Hill scored 22 and 20 points and combined for 11 of the team's 14 3-point baskets (10 in the second half) to lead the Racers. Carter Collins and KJ Williams each added 13 points to the Murray State attack.
- o The combined effort by Brown and Hill is simply amazing. 14-of-29 FG (.482), 11-of-19 from the 3-point line (.578), 42 points, 10 rebounds and 10 assists.
- o The MSU comeback win represents the largest halftime deficit Murray State has overcome since they came back from down 16 at the half to win at Tennessee State on Jan. 4, 2007.

Game 9	MSU at Memphis	12-10-21
<b>FedExForum - Memphis, Tenn.</b>		
Murray State	(8-1)	26 48 74
Memphis	(5-4)	40 32 72

- o MSU's win was the second highest winning margin in CFSB Center history. The 70-point win matches the 106-36 win over Spalding (2018) and is behind only the 78-point a year ago (2020) against Greenville 173-95.
- o MSU has won 21-straight non-conference games at the CFSB Center since their last loss (Dec. 19, 2017) to Auburn 81-77.
- o Six players reached double-figure scoring for the Racers.
- o First time since Feb. 11, 2017 when they did it against Austin Peay. Here is how the scoring in that game came out. Terrell Miller (22), Damarcus Croaker, Gee McGhee & Jalen Dupree (14), Jonathan Stark (13) and Gilbert Thomas (12).

Game 10	Tenn. Wesleyan at MSU	12-14-21
<b>CFSB Center - Murray, Ky.</b>		
Tenn. Wesleyan	(10-3)	25 23 48
Murray State	(9-1)	53 65 118

- o In a battle of two top-50 NCAA Net Ranking teams (UTC was No. 8 and the Racers No. 10 in the College Insider Poll).
- o MSU used a 13-2 run when the clock ticked under 10 minutes remaining.
- o MSU had a 53-point second half and posted their 22nd consecutive non-conference win at the CFSB Center.
- o Tevin Brown scored a career-high 33 points and was one rebound shy of a double-double. The Racers also got 18 points from Justice Hill and 11 from Trae Hannibal.
- o UTC's Malachi Smith tied the CFSB Center for opponent individual scoring in the 24 seasons in the building with 36 points. Eastern Kentucky's Nick Mayo scored 33 against the Racers in 2019.

Game 11	Chattanooga at MSU	12-18-21
<b>CFSB Center - Murray, Ky.</b>		
Chattanooga	(9-3)	37 39 76
Murray State	(10-1)	34 53 87

- o R

Game 12	MSU at Auburn	12-22-21
<b>Auburn Arena - Auburn, Ala.</b>		
Murray State	( )	00 00 00
Auburn	( )	00 00 00

## 2022 OVC TOURNAMENT

The Ohio Valley Conference Board of Presidents have voted to accept a three-year agreement to continue to hold the OVC Men's and Women's Basketball Championships at the Ford Center in Evansville, Indiana through the 2023 Championship.

The 2022 championship will be held March 4-7, 2021.

The dates for future OVC Basketball Championships include: March 3-6, 2021, March 2-5, 2022 and March 1-4, 2023. The agreement also includes an option for a fourth year (2024), which would be considered by the OVC Board of Presidents no later than the 2022 OVC Spring Meetings.

The OVC Men's and Women's Basketball Championships were first held at the Ford Center in 2018. The 2019 Championships saw record-breaking attendance at the venue, as the men's semifinals drew an OVC neutral site record 8,294 fans, a mark that was broken the next night with an attendance of 10,525.

Evansville has also served as the host of OVC Basketball Media Day since 2017. This year's OVC Basketball Media Day is scheduled for Tuesday, October 22 at the DoubleTree by Hilton Evansville Hotel.



## RECENT OVC TOURNAMENT CHAMPIONS

Season	Winner	Season	Winner
1948-49	Western Ky.	<b>1994-95</b>	<b>Murray State</b>
1949-50	Eastern Ky.	1995-96	Austin Peay
<b>1950-51</b>	<b>Murray State</b>	<b>1996-97</b>	<b>Murray State</b>
1951-52	Western Ky.	<b>1997-98</b>	<b>Murray State</b>
1952-53	Western Ky.	<b>1998-99</b>	<b>Murray State</b>
1953-54	Western Ky.	1999-00	SE Missouri
1954-55	Eastern Ky.	2000-01	Eastern Illinois
<b>1963-64</b>	<b>Murray State</b>	<b>2001-02</b>	<b>Murray State</b>
1964-65	Western Ky.	2002-03	Austin Peay
1965-66	Western Ky.	<b>2003-04</b>	<b>Murray State</b>
1966-67	Tenn. Tech	2004-05	Eastern Ky
1974-75	Middle Tenn.	<b>2005-06</b>	<b>Murray State</b>
1975-76	Western Ky.	2006-07	Eastern Ky.
1976-77	Middle Tenn.	2007-08	Austin Peay
1977-78	Western Ky.	2008-09	Morehead St.
1978-79	Eastern Ky.	<b>2009-10</b>	<b>Murray State</b>
1979-80	Western Ky.	2010-11	Morehead St.
1980-81	Western Ky.	<b>2011-12</b>	<b>Murray State</b>
1981-82	Middle Tenn.	2012-13	Belmont
1982-83	Morehead St.	2013-14	Eastern Ky.
1983-84	Morehead St.	2014-15	Belmont
1984-85	Middle Tenn.	2015-16	Austin Peay
1985-86	Akron	2016-17	Jacksonville St.
1986-87	Austin Peay	<b>2017-18</b>	<b>Murray State</b>
<b>1987-88</b>	<b>Murray State</b>	<b>2018-19</b>	<b>Murray State</b>
1988-89	Middle Tenn.	2019-20	Belmont
<b>1989-90</b>	<b>Murray State</b>	2020-21	Morehead St.
<b>1990-91</b>	<b>Murray State</b>		
<b>1991-92</b>	<b>Murray State</b>		
1992-93	Tenn. State		
1993-94	Tenn. State		

# 2021-22 MURRAY STATE MEN'S BASKETBALL

## COACH MATT MCMAHON



The 2021-22 season finds Coach Matt McMahon involved in his 11th season at Murray State since his arrival in 2011 as an assistant to head coach Steve Prohm. Not only did McMahon have a big part in Prohm's 104 wins in four seasons, now McMahon enters his seventh season in his head coach tenure with an average of 20.5 wins per season. His run at MSU is the longest since Steve Newton was an assistant for Ron Greene and then became the head coach for the Racers and enjoyed 13 seasons in Murray.

In the Ohio Valley Conference, McMahon is now the dean of league head coaches as he enters his seventh season at MSU. He is the 16th head coach to led the storied men's basketball program at Murray State University.

- o The Covid-19 season of 2020-21 proved difficult for the Racers in going 13-13 overall and 10-10 in the OVC. MSU lost to Jacksonville State in overtime in the quarterfinals of the OVC Tournament.
- o MSU is not far removed from a three-peat of the OVC regular-season championships from 2017-20.
- o During that time, the Racers made two NCAA appearances and defeated Marquette in the 2019 tournament.
- o In his 10 seasons at MSU (four as assistant & six as head coach), McMahon has coached an impressive group of All-Ohio Valley Conference performers including Isaiah Canaan, Donte Poole, Ivan Aska, Ed Daniel, Jarvis Williams, Cameron Payne, Jeffery Moss, Jonathan Stark, Terrell Miller, Shaq Buchanan, Darnell Cowart, Ja Morant, Tevin Brown and KJ Williams.
- o In 2020, McMahon joined a select group of Racer coaches to have three-consecutive 20-win seasons. The other two were Carlisle Cutchin (1925-26, 1926-27, 1927-28) and Steve Prohm, who is the only MSU coach to have four in a row (2011-12, 2012-13, 2-13-14, 2014-15).
- o Heading into 2021-22 McMahon has 123 career wins. That makes him third behind MSU's first coach, Carlisle Cutchin, who won 256 games over 16 seasons from 1925-41 and Cal Luther, who also coached 16 seasons (1958-74) and won 241 games.
- o With 75 wins in the OVC over six seasons, McMahon is second all-time at MSU behind only Coach Luther at 125.

## THE MCMAHON FILE

**Hometown:** Oak Ridge, Tenn. **High School:** Oak Ridge  
**Birthdate:** April 26, 1978 **Family:** Wife - Mary  
**Education:** Appalachian State, 2000 **Children:** Maris (11), Mason (9),  
**Degree:** Marketing Mabry (7)

### American Athletic

Houston ..... 0-1  
**Memphis ..... 1-0**

### Atlantic Coast

Florida State ..... 0-1

### Atlantic-10

LaSalle ..... 0-1  
 Saint Louis ..... 0-1

### Atlantic Sun

Jacksonville State ..... 6-5  
 Kennesaw State ..... 1-0  
 Kennesaw State ..... 1-0  
**Bellarmine ..... 1-0**

### Big-12

West Virginia ..... 0-1

### Big East

Marquette ..... 1-0

### Big Sky

Weber State ..... 1-1

### Big West

**Long Beach ..... 1-0**

### Colonial

**James Madison ..... 1-0**

### Horizon

Detroit Mercy ..... 2-0  
 Green Bay ..... 1-0  
 Milwaukee ..... 1-0  
 Wright State ..... 2-2

### Mid-America

Bowling Green ..... 0-1

### Big-12

West Virginia ..... 0-1

### Big East

Marquette ..... 1-0

### Big Sky

Weber State ..... 1-1

### Conference USA

**Middle Tennessee . 4-3**

### Horizon

Detroit Mercy ..... 2-0  
 Green Bay ..... 1-0  
 Milwaukee ..... 1-0  
 Wright State ..... 2-2

### Mid-America

Bowling Green ..... 0-1

### Non-NCAA D-I

Bethel ..... 2-0  
 Brescia ..... 4-0

**Campbellsville ..... 1-0**

**Cumberland ..... 2-0**

Greenville ..... 1-0

Harris-Stowe ..... 2-0

Spalding ..... 1-0

Transylvania ..... 1-0

**Tenn. Wesleyan ..... 1-0**

### Metro Atlantic

Marist ..... 1-0

### Missouri Valley

Drake ..... 1-0  
 Evansville ..... 1-3  
 Missouri State ..... 1-2  
**Illinois State ..... 4-1**  
 Southern Illinois ..... 3-3

### Ohio Valley

Austin Peay ..... 9-4  
 Belmont ..... 3-8  
 Eastern Illinois ..... 8-5  
 Morehead State ..... 6-4  
 SIUE ..... 12-0

Southeast Missouri. 10-2  
 Tennessee Tech ..... 6-3  
 Tennessee State ..... 6-1  
 UT Martin ..... 10-3

### Southwestern Athletic

Alabama A&M ..... 2-0  
 Florida A&M ..... 1-0  
 Jackson State ..... 1-0  
 Prairie View A&M ..... 1-0  
 Southern ..... 1-0

### Southeastern

Alabama ..... 0-1  
**Auburn ..... 0-2**  
 Georgia ..... 0-1  
 Mississippi ..... 0-1  
 Tennessee ..... 0-1

### Southern

**Chattanooga ..... 1-0**

**East Tennessee ..... 0-1**

### Summit

Kansas City ..... 0-1  
 South Dakota State .. 0-1

### West Coast

Pepperdine ..... 1-0

## MCMAHON CAREER COACHING RECORDS

Season	School	Position	Total	H	A	N	OVC	H	A	Finish	Tourney	Post Season
2000-01	Appalachian State	GA	11-20				7-9			T-3rd North	Quarterfinals	
2001-02	Tennessee	GA	15-16				7-9			4th SEC East	Quarterfinals	
2002-03	Appalachian State	Assistant	19-10				11-5			T-3rd North	Quarterfinals	
2003-04	Appalachian State	Assistant	9-21				4-12			T-1st North	1st Round	
2004-05	Appalachian State	Assistant	18-12				9-7			6th North	Quarterfinals	
2005-06	Appalachian State	Assistant	14-16				6-8			T-2nd North	Quarterfinals	
2006-07	Appalachian State	Assistant	25- 8				15-3			1st North(1st)	Quarterfinals	NIT 1st Rd
2007-08	Appalachian State	Assistant	18-13				13-7			T-1st North	1st Round	
2008-09	Appalachian State	Assistant	13-18				9-11			T-2nd North	Quarterfinals	
2009-10	Appalachian State	Assistant	24-13				13-5			1st North(2nd)	Runner-Up	CIT Semis
2010-11	UNC Wilmington	Assistant	13-17				7-11			7th	1st Round	
2011-12	Murray State	Assistant	31- 2				15-1			Champion	Champion	NCAA 3rd Rd
2012-13	Murray State	Assistant	21-10				10-6			West 1st/4th	Semifinals	
2013-14	Murray State	Assistant	23-11				13-3			West 1st/2nd	Semifinals	CIT Champs
2014-15	Murray State	Assistant	29- 6				16-0			West 1st/1st	Runner-Up	NIT Quarters
2015-16	Murray State	Head Coach	17-14	10-4	4-8	3-2	10-6	6-2	4-4	West T1/T5	Quarterfinals	
2016-17	Murray State	Head Coach	16-17	10-4	3-11	3-2	8-8	5-3	3-5	West 3rd/T6	Semifinals	
2017-18	Murray State	Head Coach	26-6	14-2	10-3	2-1	16-2	9-0	7-3	Champion	Champion	NCAA 1st Rd
2018-19	Murray State	Head Coach	28-5	15-1	10-3	3-1	16-2	8-1	8-1	Co-Champion	Champion	NCAA 2nd Rd
2019-20	Murray State	Head Coach	23-9	15-0	6-6	2-3	15-3	9-0	6-3	Co-Champion	Runner-Up	
2020-21	Murray State	Head Coach	13-13	9-4	4-8	0-1	10-10	6-4	4-6	5th	1st Round	
2021-22	Murray State	Head Coach	10-1	6-0	2-0	2-1						
<b>Head Coach Totals</b>			<b>133-65</b>	<b>79-15</b>	<b>39-39</b>	<b>15-11</b>	<b>75-31</b>	<b>43-10</b>	<b>32-21</b>			

## OHIO VALLEY CONFERENCE

## OHIO VALLEY CONFERENCE 2021-22 STANDINGS

I-----OVC-----I						I-----Overall-----I					
SCHOOL	OVC	PCT	H	A	ST	Total	PCT	H	A	N	ST
Murray State	0-0	.000	0-0	0-0	---	10-1	.909	6-0	2-0	2-1	W7
Belmont	0-0	.000	0-0	0-0	---	10-3	.769	5-0	3-2	2-1	W5
Morehead State	0-0	.000	0-0	0-0	---	7-5	.583	5-0	1-5	1-0	W1
SIUE	0-0	.000	0-0	0-0	---	6-6	.500	4-0	2-4	0-2	W3
Southeast Missouri	0-0	.000	0-0	0-0	---	5-7	.417	3-2	2-3	0-2	L3
Austin Peay	0-0	.000	0-0	0-0	---	4-6	.400	2-0	2-6	0-0	L3
Tennessee State	0-0	.000	0-0	0-0	---	4-7	.364	2-1	2-5	0-1	L1
UT Martin	0-0	.000	0-0	0-0	---	4-8	.333	3-1	0-6	1-1	L1
Tennessee Tech	0-0	.000	0-0	0-0	---	3-9	.250	3-2	0-6	0-1	L1
Eastern Illinois	0-0	.000	0-0	0-0	---	2-10	.167	2-2	0-7	0-1	L3

## MSU TRENDS VS OVC TEAMS

## ALL GAMES

## Most Recent Game

## Last Opposite Result

Opponent	Streak	Date	W/L	H/A	Score	Date	W/L	H/A	Score
SIUE	Won 15	02-20-21	Won	Home	89-62	01-18-14	Lost	Away	67-60
UT Martin	Won 8	02-13-21	Won	Home	84-55	03-03-17	Lost	Neutral	73-67
SE Missouri	Won 7	02-12-21	Won	Home	80-60	02-23-17	Lost	Away	82-69
Tennessee State	Won 6	01-28-21	Won	Home	73-53	01-16-16	Lost	Away	73-71
Austin Peay	Lost 1	12-21-20	Lost	Away	74-70	12-08-20	Won	Home	87-57
Tennessee Tech	Lost 1	02-27-21	Lost	Away	71-61	01-23-21	Won	Home	72-63
Morehead State	Lost 2	02-04-21	Lost	Away	66-56	02-15-20	Won	Home	85-59
Eastern Illinois	Lost 3	02-18-21	Lost	Home	68-59	01-30-20	Won	Home	73-70
Belmont	Lost 3	01-30-21	Lost	Home	72-71	01-23-20	Won	Home	85-75

## HOME GAMES

## Most Recent Game

## Last Opposite Result

Opponent	Streak	Date	W/L	H/A	Score	Date	W/L	H/A	Score
SIUE	Won 15	02-20-21	Won	Home	89-62	02-13-75	Lost	Home	83-81
UT Martin	Won 7	02-13-21	Won	Home	84-55	02-28-13	Lost	Home	69-68
Tennessee State	Won 7	01-28-21	Won	Home	73-53	02-09-12	Lost	Home	72-68
Austin Peay	Won 5	12-08-20	Won	Home	87-57	02-06-16	Lost	Home	76-73
SE Missouri	Won 4	02-12-21	Won	Home	80-60	01-26-17	Lost	Home	75-74
Tennessee Tech	Won 2	01-23-21	Won	Home	72-63	02-17-18	Won	Home	75-65
Eastern Illinois	Lost 1	02-18-21	Lost	Home	68-59	01-30-20	Won	Home	73-70
Belmont	Lost 1	01-30-21	Won	Home	72-71	01-24-19	Lost	Home	66-79
Morehead State	Lost 1	01-02-20	Lost	Home	61-56	02-15-20	Won	Home	85-59

## AWAY GAMES

## Most Recent Game

## Last Opposite Result

Opponent	Streak	Date	W/L	H/A	Score	Date	W/L	H/A	Score
SIUE	Won 7	02-15-21	Won	Away	86-57	01-18-15	Lost	Away	67-60
UT Martin	Won 4	01-16-21	Won	Away	79-57	01-18-18	Lost	Away	79-72
Tennessee State	Won 4	02-08-20	Won	Away	73-65	01-16-16	Lost	Away	73-71
SE Missouri	Won 3	02-02-21	Won	Away	77-60	02-23-17	Lost	Away	82-69
Tennessee Tech	Lost 1	02-27-21	Lost	Away	71-61	01-11-20	Won	Away	81-69
Morehead State	Lost 1	02-04-21	Lost	Away	66-59	02-08-17	Lost	Away	101-100OT
Eastern Illinois	Lost 2	01-07-21	Lost	Away	74-68	01-17-19	Won	Away	83-61
Austin Peay	Lost 2	12-21-20	Lost	Away	74-70	02-14-19	Won	Away	73-71
Belmont	Lost 5	12-30-20	Lost	Away	68-55	11-21-98	Won	Away	76-69



## OVC SCHEDULE &amp; RESULTS

**Saturday, December 11**

@Purdue Fort Wayne 78, Southeast Missouri 65  
 @North Florida 91, Austin Peay 84  
 Troy 75, @Tennessee Tech 72  
 @Butler 66, Eastern Illinois 54  
 @ETSU 82, Morehead State 75  
 Middle Tennessee 84, @UT Martin 75

**Sunday, December 12**

@SIUE 60, Kansas City 56  
 Tennessee State 73, @Lipscomb 65

**Tuesday, December 14**

@UT Martin 79, UNC Asheville 68  
 @South Florida 60, Austin Peay 51

**Wednesday, December 15**

@Belmont 76, Chattanooga 68  
 @Murray State 118, Tennessee Wesleyan 48  
 @#22 Xavier 86, Morehead State 63  
 @Southern Illinois 80, Southeast Missouri 55

**Thursday, December 16**

@Tennessee Tech 117, Montreat 60  
 Tennessee State 78, @Charleston Southern 75

**Saturday, December 18**

@S. Carolina State 90, Tennessee State 88 (OT)  
 @Wright State 72, Tennessee Tech 63  
 @Vanderbilt 77, Austin Peay 51  
 @Western Illinois 71, Eastern Illinois 54  
 @Belmont 115, Bethel (Ind.) 86  
 @Morehead State 87, Alice Lloyd 47  
 @Pepperdine 83, Southeast Missouri 77  
 @Murray State 87, Chattanooga 76

**Sunday, December 19**

@SIUE 84, William Woods 29  
 @Drake 80, UT Martin 54

**Tuesday, December 21**

Harrodsburg at TSU, 12:00 p.m. (ESPN+)  
 Morehead State at IUPUI, 6:00 p.m.  
 UT Martin at Ohio State, 6:00 p.m. (ESPNU)  
 Eastern Illinois at Ball State, 6:00 p.m.  
 Tennessee Tech at Cincinnati, 6:00 p.m.  
 SIUE at South Alabama, 7:00 p.m.  
 Southeast Missouri at Cal Baptist, 9:00 p.m.


**Wednesday, December 22**

Murray State at Auburn, 5:00 p.m. (SEC Network)  
 WKU at Austin Peay, 7:00 p.m. (ESPN+)

**Wednesday, December 29**

\*EIU at Morehead State, 6:00 p.m. (ESPN+)

# 2021-22 MURRAY STATE MEN'S BASKETBALL



## 0- KJ Williams

### JUNIOR

F - 6-10 - 245 - Cleveland, Miss.  
Cleveland Central HS

### 2020-21

»The 2020-21 season was shortened by the Covid-19 pandemic.

»Named to the All-OVC First Team for a second-straight season and to the NABC All-District 18 Team.

»Started all 26 games and scored 15in .6 points per game (6th OVC), grabbed 8.5 rebounds (3rd OVC) and made .567 from the field (164-of-289) (9th OVC).

»Scored double-figures in all but five of the Racers' 26 games.

»Had high scoring games of 26 points and 11 rebounds vs Southeast Missouri (Feb. 1) and 28 points and 14 rebounds vs SIUE (Feb. 15).

»Had seven double-doubles.

»Had a season-high 16 rebounds twice: vs Tennessee State (Jan.28) and Belmont (Jan 30) to match his career-high that he has accomplished four times.

»Enters his senior season with 1,054 points and 603 rebounds and is one of 15 players that have scored 1,000 points and grabbed 600 rebounds at MSU.

»He has a chance to be the 10th Racer to get 1,000/700 this season.

### 2019-20

»Scored 13.7 points per game (14th OVC) and hauled in 7.4 rebounds per game (7th OVC).

»Scored a career-high 23 points against Weber State (Nov. 26) in a game where he hit 11-of-15 from the field.

»Helped the Racers to a national rank of 12th in defensive rebounding and a ranking of 17th in rebound margin, both were the best in the OVC.

### Before MSU

»Joined the Racers from Cleveland Central High School.

»Had a triple-double against Indianola Gentry with 21p, 12r, 10b.

»Also a highly regarded quarterback.

»Led Cleveland Central to a 12-1 record in 2017 and threw for more than 2,400 yards with 21 touchdowns and he rushed for 300 yards.

### Personal

»Born Sept. 3, 1999, son of Marcus Smith and Arnie Williams, grandson of Shirley Williams.

»Siblings: Jeremy Boddie, Antwon Thomas III.

»Undeclared on a major.

## 2021-22 GAME LOG

### #0 WILLIAMS, KJ

Opponent	Date	GS	MIN	Total		3-Pointers		Free throws		Rebounds				PF	A	TO	BLK	STL	PTS	AVG
				FG-FGA	PCT	3FG-3FGA	PCT	FT-FTA	PCT	OFF	DEF	TOT	AVG							
Cumberland (TN)	11/09/2021	*	22:35	12-13	.923	5-6	.833	3-4	.750	1	4	5	5.0	1	0	1	0	0	32	32.0
Bellarmine	11/13/2021	*	28:26	6-9	.667	0-1	.000	0-1	.000	4	3	7	6.0	4	1	4	1	1	12	22.0
at Illinois St.	11/16/2021	*	29:32	5-19	.263	1-5	.200	2-3	.667	3	3	6	6.0	3	0	0	0	0	13	19.0
vs ETSU	11/22/2021	*	31:28	8-14	.571	0-2	.000	2-4	.500	3	7	10	7.0	1	1	3	1	0	18	18.8
vs Long Beach St.	11/23/2021	*	23:19	12-17	.706	4-6	.667	1-4	.250	2	1	3	6.2	1	1	1	0	1	29	20.8
vs James Madison	11/24/2021	*	31:52	6-11	.545	0-2	.000	1-2	.500	1	7	8	6.5	2	1	3	0	0	13	19.5
Campbellsville	11/29/2021	*	21:01	4-9	.444	0-1	.000	1-2	.500	3	4	7	6.6	0	2	1	0	1	9	18.0
Middle Tenn.	12/04/2021	*	32:59	6-12	.500	0-2	.000	6-8	.750	4	8	12	7.3	1	1	2	2	3	18	18.0
at Memphis	12/10/2021	*	23:23	6-10	.600	0-2	.000	1-1	1.000	2	6	8	7.3	4	1	3	0	2	13	17.4
Tenn. Wesleyan	12/15/2021	*	20:05	8-11	.727	1-4	.250	2-2	1.000	1	5	6	7.2	2	0	2	1	0	19	17.6
Chattanooga	12/18/2021	*	27:15	4-13	.308	0-5	.000	0-0	.000	1	4	5	7.0	3	0	1	0	0	8	16.7
Totals			11 291:55	77-138	.558	11-36	.306	19-31	.613	25	52	77	7.0	22	8	21	5	8	184	16.7

### Player Averages

Games Played	Minutes/ game	Points/ game	FG Pct	3FG Pct	FT Pct	Rebounds/ game	Assists/ game	Turnovers/ game	Assist/Turnover ratio	Steals/ game	Blocks/ game
11	26.5	16.7	55.8	30.6	61.3	7.0	0.7	1.9	0.4	0.7	0.5

## WILLIAMS CAREER STATISTICS

### WILLIAMS, KJ

			Field Goals		3-Point		F-Throws		Rebounds				Scoring							
SEASON	TEAM	GP-GS	MIN/AVG	FG-FGA	FG%	3FG-3FGA	3FG%	FT-FTA	FT%	OFF	DEF	TOT	AVG	PF-FO	A	TO	BLK	STL	PTS	AVG
2018-19	MSU	32-22	582/18.2	111-159	.698	1-5	.200	20-38	.526	58	93	151	4.7	60-0	15	21	19	18	243	7.6
2019-20	MSU	32-8	745/23.3	156-287	.544	18-50	.360	75-112	.670	63	169	232	7.3	73-0	33	50	21	34	405	12.7
2020-21	MSU	26-26	743/28.6	164-289	.567	26-63	.413	52-78	.667	67	153	220	8.5	67-2	25	54	15	27	406	15.6
2021-22	MSU	11-11	292/26.5	77-138	.558	11-36	.306	19-31	.613	25	52	77	7.0	22-0	8	21	5	8	184	16.7
<b>TOTAL</b>		<b>101-67</b>	<b>2362/23.4</b>	<b>508-873</b>	<b>.582</b>	<b>56-154</b>	<b>.364</b>	<b>166-259</b>	<b>.641</b>	<b>213</b>	<b>467</b>	<b>680</b>	<b>6.7</b>	<b>222-2</b>	<b>81</b>	<b>146</b>	<b>60</b>	<b>87</b>	<b>1238</b>	<b>12.3</b>

### Single Game Highs

Statistic	Value	
Points	32	vs Cumberland (TN) 11/09/21
Rebounds	16	4 times
Assists	4	vs Southeast Mo. St. 01/04/20
Steals	4	vs Austin Peay 02/29/20, at Southeast Mo. St. 02/01/21
Blocks	3	5 times
FG Made	12	vs Cumberland (TN) 11/09/21, vs Long Beach St. 11/23/21
FG Attempts	19	vs Jacksonville St. 03/04/21, at Illinois St. 11/16/21
3FG Made	5	at Southeast Mo. St. 02/01/21, vs Cumberland (TN) 11/09/21
3FG Attempts	7	vs Jacksonville St. 01/21/21, at Southeast Mo. St. 02/01/21
FT Made	8	vs Eastern Ky. 02/27/20, vs Tennessee St. 01/25/20
FT Attempts	10	vs Eastern Ky. 02/27/20

# 2021-22 MURRAY STATE MEN'S BASKETBALL



## 1 - DaQuan Smith

### SOPHOMORE

G - 6-1 - 185 - Holly Springs, Miss.  
Holly Springs HS

#### 2020-21

»The 2020-21 season was shortened by the Covid-19 pandemic.

»Saw action for the Racers in all 25 games with eight starts.

»Scored an average of 4.5 points per game.

»Had two double-figure scoring games: 10 points vs Austin Peay (Dec. 21) and 16 points vs Southeast Missouri (Feb. 1).

»Had season-highs of three steals vs Tennessee State (Feb. 8) and Austin Peay (Dec. 8).

#### 2019-20

Played in 32 games with 30 starts total and the final 25.

Scored 7.2 points per game and was second on the team with 110 assists (Tevin Brown was first at 117).

»Made 45 3-point baskets for third on the team.

»Had eight games of double-digit scoring.

»His high point game was 21 points against Kennesaw State (Dec. 16).

»Had a season-high nine assists against Middle Tennessee (Dec. 7).

#### Before MSU

»Led Holly Springs to the Mississippi 3A state tournament championship game where they finished runner up.

»Helping HSHS to 23 wins in the 2017-18 season, he scored 26.3 points per game to go with 7.3 rebounds and 2.6 steals.

Scored 816 points in 31 games as a senior.

»Finished as the all-time leading scoring at Holly Springs with 2,788 points.

»Led his team to the Mississippi State Tournament in four-straight seasons. Was his class president.

#### Personal

»Born Dec. 23, 1999, son of Justin and Tiffany Martin.

»Siblings: Aniyah Smith.

»Majoring in accounting and finance.

## 2021-22 GAME LOG

### #1 SMITH, DaQuan

Opponent	Date	GS	MIN	Total		3-Pointers		Free throws		Rebounds				PF	A	TO	BLK	STL	PTS	AVG
				FG-FGA	PCT	3FG-3FGA	PCT	FT-FTA	PCT	OFF	DEF	TOT	AVG							
Cumberland (TN)	11/09/2021		16:10	1-2	.500	1-2	.500	0-0	.000	0	1	1	1.0	1	1	0	0	0	3	3.0
Bellarmino	11/13/2021		03:28	0-0	.000	0-0	.000	0-0	.000	0	1	1	1.0	0	0	0	0	0	0	1.5
vs ETSU	11/22/2021		15:24	1-2	.500	1-2	.500	0-0	.000	1	0	1	1.0	2	1	1	0	0	3	2.0
vs Long Beach St.	11/23/2021		14:20	1-3	.333	1-3	.333	0-0	.000	0	1	1	1.0	0	0	0	0	0	3	2.3
vs James Madison	11/24/2021		04:47	0-2	.000	0-1	.000	0-0	.000	1	1	2	1.2	0	0	1	0	0	0	1.8
Campbellsville	11/29/2021		16:51	0-2	.000	0-2	.000	2-2	1.000	0	3	3	1.5	1	0	1	0	2	2	1.8
Middle Tenn.	12/04/2021		08:14	0-3	.000	0-2	.000	0-0	.000	1	0	1	1.4	1	0	0	0	0	0	1.6
at Memphis	12/10/2021		06:05	0-2	.000	0-2	.000	0-0	.000	1	0	1	1.4	0	0	0	0	0	0	1.4
Tenn. Wesleyan	12/15/2021		25:54	6-10	.600	3-5	.600	0-1	.000	2	5	7	2.0	1	3	0	1	4	15	2.9
Chattanooga	12/18/2021		07:32	0-1	.000	0-1	.000	0-0	.000	0	0	0	1.8	2	0	0	0	0	0	2.6
<b>Totals</b>		<b>0</b>	<b>118:45</b>	<b>9-27</b>	<b>.333</b>	<b>6-20</b>	<b>.300</b>	<b>2-3</b>	<b>.667</b>	<b>6</b>	<b>12</b>	<b>18</b>	<b>1.8</b>	<b>8</b>	<b>5</b>	<b>3</b>	<b>1</b>	<b>6</b>	<b>26</b>	<b>2.6</b>

### Player Averages

Games Played	Minutes/game	Points/game	FG Pct	3FG Pct	FT Pct	Rebounds/game	Assists/game	Turnovers/game	Assist/Turnover ratio	Steals/game	Blocks/game
10	11.9	2.6	33.3	30.0	66.7	1.8	0.5	0.3	1.7	0.6	0.1

## D. SMITH CAREER STATISTICS

### SMITH, Daquan

				Field Goals		3-Point		F-Throws		Rebounds											Scoring	
SEASON	TEAM	GP-GS	MIN/AVG	FG-FGA	FG%	3FG-3FGA	3FG%	FT-FTA	FT%	OFF	DEF	TOT	AVG	PF-FO	A	TO	BLK	STL	PTS	AVG		
2018-19	MSU	3-0	14/4.7	1-7	.143	1-3	.333	0-0	.000	0	0	0	0.0	1-0	1	2	0	0	3	1.0		
2019-20	MSU	32-30	892/27.9	85-238	.357	45-138	.326	14-21	.667	8	86	94	2.9	52-3	110	64	5	21	229	7.2		
2020-21	MSU	25-8	417/16.7	41-94	.436	18-58	.310	12-16	.750	8	25	33	1.3	31-1	34	18	5	12	112	4.5		
2021-22	MSU	10-0	119/11.9	9-27	.333	6-20	.300	2-3	.667	6	12	18	1.8	8-0	5	3	1	6	26	2.6		
TOTAL		70-38	1442/20.6	136-366	.372	70-219	.320	28-40	.700	22	123	145	2.1	92-4	150	87	11	39	370	5.3		

### Single Game Highs

Statistic	Value
Points	21 vs Kennesaw St. 12/16/19
Rebounds	7 at Evansville 12/21/19, vs Tenn. Wesleyan 12/15/21
Assists	9 vs Middle Tenn. 12/07/19
Steals	4 vs Tenn. Wesleyan 12/15/21
Blocks	1 11 times
FG Made	7 vs Kennesaw St. 12/16/19
FG Attempts	15 at Belmont 02/06/20
3FG Made	5 vs Kennesaw St. 12/16/19
3FG Attempts	9 4 times
FT Made	3 at Evansville 12/21/19, at Southeast Mo. St. 02/01/21
FT Attempts	4 vs Southern U. 11/09/19, at Southeast Mo. St. 02/01/21

# 2021-22 MURRAY STATE MEN'S BASKETBALL



## 2 - Trae Hannibal

### SOPHOMORE

G - 6-2 - 220 - Hartsville, S.C.  
Hartsville HS/South Carolina

### 2021-22

» Joins the Racers from South Carolina and has three seasons to play for the Racers.

### Before MSU

» In the 2020-21 season, saw action in 20 games and scored 6.0 points per game, grabbed 3.2 rebounds and dished out 40 assists.

» He had four games of double-digit scoring including back-to-back 15-point games against Missouri and Georgia where he hit a combined 12-of-14 shots from the field.

» As a freshman in 2019-20, he averaged 4.0 points per game to go with 2.1 rebounds and 1.2 steals.

» Had a decorated prep career at Hartsville High School where he was the state's co-Player of the Year in class 4A in the 2018-19 season and was the Player of the Year by the Florence Morning News.

» Scored 26.8 points per game in his senior season and finished his career with over 1,500 points.

» He had 62 points and 20 rebounds in his final high school game.

### Personal

» Born Feb. 13, 2001, son of Edward Wilson and Tela Hannibal.

» Siblings: Tatiana Fisher, Tyriq Fisher, Asia Wilson, Jay Wilson, Ayedon Wilson, Edwin Wilson.

» Majoring in Business Administration.

## 2021-22 GAME LOG

### #2 HANNIBAL, Trae

Opponent	Date	GS	MIN	Total		3-Pointers		Free throws		Rebounds				PF	A	TO	BLK	STL	PTS	AVG
				FG-FGA	PCT	3FG-3FGA	PCT	FT-FTA	PCT	OFF	DEF	TOT	AVG							
Cumberland (TN)	11/09/2021		16:36	3-4	.750	0-0	.000	2-2	1.000	1	5	6	6.0	3	4	3	0	0	8	8.0
Bellarmine	11/13/2021		20:01	2-5	.400	0-0	.000	8-9	.889	1	5	6	6.0	3	2	1	0	1	12	10.0
at Illinois St.	11/16/2021		25:01	5-12	.417	0-0	.000	0-1	.000	3	5	8	6.7	1	3	2	0	2	10	10.0
vs ETSU	11/22/2021		22:49	4-6	.667	0-0	.000	2-4	.500	1	1	2	5.5	3	3	3	0	0	10	10.0
vs Long Beach St.	11/23/2021		14:31	1-2	.500	0-0	.000	1-2	.500	2	3	5	5.4	2	2	2	0	4	3	8.6
vs James Madison	11/24/2021		32:13	6-12	.500	0-2	.000	3-5	.600	1	7	8	5.8	1	1	1	0	1	15	9.7
Campbellsville	11/29/2021		17:04	3-4	.750	0-0	.000	4-4	1.000	0	5	5	5.7	1	5	0	0	2	10	9.7
Middle Tenn.	12/04/2021		21:00	6-12	.500	0-1	.000	7-9	.778	1	2	3	5.4	0	2	2	0	2	19	10.9
at Memphis	12/10/2021		19:53	1-4	.250	0-0	.000	0-3	.000	1	1	2	5.0	1	3	5	0	2	2	9.9
Tenn. Wesleyan	12/15/2021		14:44	7-8	.875	0-0	.000	4-6	.667	1	1	2	4.7	0	2	1	0	1	18	10.7
Chattanooga	12/18/2021		24:24	3-7	.429	0-0	.000	5-5	1.000	1	3	4	4.6	1	1	3	0	2	11	10.7
<b>Totals</b>		<b>0</b>	<b>228:17</b>	<b>41-76</b>	<b>.539</b>	<b>0-3</b>	<b>.000</b>	<b>36-50</b>	<b>.720</b>	<b>13</b>	<b>38</b>	<b>51</b>	<b>4.6</b>	<b>16</b>	<b>28</b>	<b>23</b>	<b>0</b>	<b>17</b>	<b>118</b>	<b>10.7</b>

### Player Averages

Games Played	Minutes/ game	Points/ game	FG Pct	3FG Pct	FT Pct	Rebounds/ game	Assists/ game	Turnovers/ game	Assist/Turnover ratio	Steals/ game	Blocks/ game
11	20.8	10.7	53.9	0.0	72.0	4.6	2.5	2.1	1.2	1.5	0.0

## HANNIBAL CAREER STATISTICS

### HANNIBAL, Trae

SEASON	TEAM	GP-GS	MIN/AVG	Field Goals		3-Point		F-Throws		Rebounds				Scoring						
				FG-FGA	FG%	3FG-3FGA	3FG%	FT-FTA	FT%	OFF	DEF	TOT	AVG	PF-FO	A	TO	BLK	STL	PTS	AVG
2019-20	USC	26-0	326/12.6	39-92	.424	2-13	.154	24-40	.600	11	43	54	2.1	45-0	32	39	3	32	104	4.0
2020-21	USC	20-0	333/16.7	39-89	.438	7-13	.538	34-40	.850	20	44	64	3.2	36-0	40	42	1	20	119	6.0
2021-22	MSU	11-0	228/20.8	41-76	.539	0-3	.000	36-50	.720	13	38	51	4.6	16-0	28	23	0	17	118	10.7
<b>TOTAL FOR MSU</b>		<b>11-0</b>	<b>228/20.8</b>	<b>41-76</b>	<b>.539</b>	<b>0-3</b>	<b>.000</b>	<b>36-50</b>	<b>.720</b>	<b>13</b>	<b>38</b>	<b>51</b>	<b>4.6</b>	<b>16-0</b>	<b>28</b>	<b>23</b>	<b>0</b>	<b>17</b>	<b>118</b>	<b>10.7</b>
<b>TOTAL</b>		<b>57-0</b>	<b>888/15.6</b>	<b>119-257</b>	<b>.463</b>	<b>9-29</b>	<b>.310</b>	<b>94-130</b>	<b>.723</b>	<b>44</b>	<b>125</b>	<b>169</b>	<b>3.0</b>	<b>97-0</b>	<b>100</b>	<b>104</b>	<b>4</b>	<b>69</b>	<b>341</b>	<b>6.0</b>

### Single Game Highs

Statistic	Value	
Points	19	vs Middle Tenn. 12/04/21
Rebounds	8	at Georgia 02/27/21, at Illinois St. 11/16/21, vs James Madison 11/24/21
Assists	6	at Kentucky 03/06/21, vs Georgia 01/27/21
Steals	4	at Georgia 02/27/21, vs Long Beach St. 11/23/21
Blocks	1	4 times
FG Made	7	vs Tenn. Wesleyan 12/15/21
FG Attempts	12	at Illinois St. 11/16/21, vs Middle Tenn. 12/04/21, vs James Madison 11/24/21
3FG Made	2	vs Missouri 02/20/21
3FG Attempts	4	vs LSU 02/22/20
FT Made	8	vs Ole Miss 02/13/21, vs Bellarmine 11/13/21
FT Attempts	9	vs Bellarmine 11/13/21, vs Middle Tenn. 12/04/21

**4 - Dionte Bostick****FRESHMAN**

**G - 6-2 - 190 - Clearwater, Fla.  
East Lake HS**

**2020-21**

»The 2020-21 season was shortened by the Covid-19 pandemic.

»Saw action in 16 games of his freshman season and started the final 16 games of the season.

»Averaged 4.9 points per game and was third on the team with 56 assists.

»Had three double-figure scoring games in the season: 13 points in the season opener vs Greenville (Nov. 29), 11 points vs UT Martin (Jan. 16) and 15 points vs Jacksonville State (Feb. 25).

**Before MSU**

»Helped East Lake to the Florida State Tournament semifinals for the first time in school history.

»Played for East Lake head coach Britt Taylor

»In 2019-20, scored 724 points and dished 138 assists.

»His averages were 24.1 points per game,

5.2 rebounds, 4.6 assists and 2.6 steals.

»Was named Florida Dairy Farmers Class 6A Player of the Year and All-State for a second time by the Florida Association of Basketball Coaches.

**Personal**

»Born Dionte Jicory Bostick, son of Robert and Jennifer Bostick on May 10, 2001.

»Siblings: three brothers and four sisters. Kenny, Willie, Tupac. Kimberly, Candace, D'Tia and Mackenzie.

»Undecided on a major.

**2021-22 GAME LOG****#4 BOSTICK, Dionte**

Opponent	Date	GS	MIN	Total		3-Pointers		Free throws		Rebounds								PTS	AVG	
				FG-FGA	PCT	3FG-3FGA	PCT	FT-FTA	PCT	OFF	DEF	TOT	AVG	PF	A	TO	BLK			STL
Cumberland (TN)	11/09/2021		08:59	2-2	1.000	0-0	.000	3-4	.750	0	1	1	1.0	2	0	0	0	7	7.0	
vs Long Beach St.	11/23/2021		06:59	1-3	.333	0-1	.000	0-0	.000	0	0	0	0.5	2	1	0	0	1	2	4.5
at Memphis	12/10/2021		02:36	0-0	.000	0-0	.000	0-0	.000	0	0	0	0.3	0	1	1	0	0	0	3.0
Tenn. Wesleyan	12/15/2021		11:18	1-4	.250	0-1	.000	0-0	.000	0	1	1	0.5	0	4	1	0	1	2	2.8
Totals		0	29:52	4-9	.444	0-2	.000	3-4	.750	0	2	2	0.5	4	6	2	0	2	11	2.8

**Player Averages**

Games Played	Minutes/game	Points/game	FG Pct	3FG Pct	FT Pct	Rebounds/game	Assists/game	Turnovers/game	Assist/Turnover ratio	Steals/game	Blocks/game
4	7.5	2.8	44.4	0.0	75.0	0.5	1.5	0.5	3.0	0.5	0.0

**BOSTICK CAREER STATISTICS****BOSTICK, Dionte**

				Field Goals		3-Point		F-Throws		Rebounds									Scoring	
SEASON	TEAM	GP-GS	MIN/AVG	FG-FGA	FG%	3FG-3FGA	3FG%	FT-FTA	FT%	OFF	DEF	TOT	AVG	PF-FO	A	TO	BLK	STL	PTS	AVG
2020-21	MSU	19-16	301/15.8	33-74	.446	8-25	.320	19-40	.475	4	23	27	1.4	37-1	56	31	5	9	93	4.9
2021-22	MSU	4-0	30/7.5	4-9	.444	0-2	.000	3-4	.750	0	2	2	0.5	4-0	6	2	0	2	11	2.8
TOTAL		23-16	331/14.4	37-83	.446	8-27	.296	22-44	.500	4	25	29	1.3	41-1	62	33	5	11	104	4.5

**Single Game Highs**

Statistic	Value	
Points	15	at Jacksonville St. 02/25/21
Rebounds	4	at Jacksonville St. 02/25/21
Assists	9	at UT Martin 01/16/21, vs Tennessee Tech 01/23/21
Steals	2	vs Greenville 11/29/20
Blocks	1	5 times
FG Made	5	at Jacksonville St. 02/25/21, vs Greenville 11/29/20
FG Attempts	12	at Jacksonville St. 02/25/21
3FG Made	2	at Jacksonville St. 02/25/21, at Tennessee Tech 02/27/21
3FG Attempts	4	vs Tennessee Tech 01/23/21, at Jacksonville St. 02/25/21
FT Made	4	vs Tennessee St. 01/28/21, vs UT Martin 02/13/21
FT Attempts	7	vs Tennessee St. 01/28/21

# 2021-22 MURRAY STATE MEN'S BASKETBALL



## 10 - Tevin Brown

**JUNIOR**

**G - 6-5 - 175 - Fairhope, Ala.  
Fairhope HS**

### 2020-21

»The 2020-21 season was shortened by the Covid-19 pandemic.

»Named to the All-OVC First Team, NABC All-District 18 for a second-straight season.

»Started all 26 games and scored 14.7 points per game (11th OVC), had 111 assists (7th OVC) and made 73 3-point baskets (2nd OVC).

»Scored double-figures in all but five of the Racers' 26 games.

Had a season-high 29 points vs SIUE (Feb. 20) on 7-of-9 from the 3-point line.

»Had four games of six 3-pointers and one with seven (Feb. 20) vs SIUE.

Brown has eight of the top 32 single-game 3-point efforts in MSU history.

»Enters his senior season with an eye on becoming the all-time MSU leader in made 3-pointers with 248. Brown is third, behind only Isaiah Canaan (2009-13) with 304 and Frank Allen (1989-93) at 251.

»Brown has 1,343 points (23rd MSU), 303 assists (15th MSU) and 410 rebounds (44th MSU).

»He is on track to become the fourth Racer to grab 500 rebounds and dish 300 assists and join Isaac Spencer (1997-01) 962/352, Antoine Whelchel (2000-04) 791/326 and Glen Green (1979-83) 629/423.

### Before MSU

»Was a finalist for Mr. Basketball in Alabama.

»Finished his high school career with more than 2,000 points.

### Personal

»Born Sept. 23, 1998, son of Anthony Brown and Nicki Shipman.

»Siblings: Diamond Smith and Kensli McCovery.

»Majoring in integrated studies - communications.

## 2021-22 GAME LOG

### #10 BROWN, Tevin

Opponent	Date	GS	MIN	Total		3-Pointers		Free throws		Rebounds												
				FG-FA	PCT	3FG-3FA	PCT	FT-FTA	PCT	OFF	DEF	TOT	AVG	PF	A	TO	BLK	STL	PTS	AVG		
Cumberland (TN)	11/09/2021	*	29:27	6-11	.545	4-8	.500	5-8	.625	1	6	7	7.0	3	5	1	1	0	21	21.0		
Bellarmine	11/13/2021	*	37:25	9-15	.600	6-11	.545	3-5	.600	0	6	6	6.5	1	3	2	1	2	27	24.0		
at Illinois St.	11/16/2021	*	38:02	7-12	.583	3-7	.429	2-2	1.000	0	2	2	5.0	3	2	2	0	1	19	22.3		
vs ETSU	11/22/2021	*	38:35	4-14	.286	0-6	.000	4-5	.800	1	6	7	5.5	1	3	4	1	1	12	19.8		
vs Long Beach St.	11/23/2021	*	24:56	6-11	.545	4-8	.500	0-0	.000	0	4	4	5.2	1	5	1	1	2	16	19.0		
vs James Madison	11/24/2021	*	40:00	5-11	.455	3-5	.600	0-0	.000	1	5	6	5.3	2	3	2	0	1	13	18.0		
Campbellsville	11/29/2021	*	28:10	8-12	.667	3-6	.500	1-2	.500	0	4	4	5.1	0	1	2	0	1	20	18.3		
Middle Tenn.	12/04/2021	*	38:53	3-9	.333	2-4	.500	7-8	.875	0	5	5	5.1	2	6	3	2	2	15	17.9		
at Memphis	12/10/2021	*	40:00	8-16	.500	6-13	.462	0-0	.000	1	6	7	5.3	1	4	3	1	1	22	18.3		
Tenn. Wesleyan	12/15/2021	*	22:22	3-10	.300	2-8	.250	2-2	1.000	1	5	6	5.4	2	6	2	1	2	10	17.5		
Chattanooga	12/18/2021	*	37:17	11-22	.500	7-14	.500	4-4	1.000	0	9	9	5.7	0	2	1	1	2	33	18.9		
Totals			11	375:07	70-143	.490	40-90	.444	28-36	.778	5	58	63	5.7	16	40	23	9	15	208	18.9	

### Player Averages

Games Played	Minutes/ game	Points/ game	FG Pct	3FG Pct	FT Pct	Rebounds/ game	Assists/ game	Turnovers/ game	Assist/Turnover ratio	Steals/ game	Blocks/ game
11	34.1	18.9	49.0	44.4	77.8	5.7	3.6	2.1	1.7	1.4	0.8

## BROWN CAREER STATISTICS

### BROWN, Tevin

			Field Goals		3-Point		F-Throws		Rebounds								Scoring		
SEASON TEAM	GP-GS	MIN/AVG	FG-FGA	FG%	3FG-3FGA	3FG%	FT-FTA	FT%	OFF	DEF	TOT	AVG	PF-FO	A	TO	BLK	STL	PTS	AVG
2018-19 MSU	33-33	1082/32.8	130-314	.414	90-242	.372	38-47	.809	19	135	154	4.7	71-1	75	37	19	36	388	11.8
2019-20 MSU	32-32	1196/37.4	172-385	.447	85-203	.419	143-194	.737	12	136	148	4.6	63-0	117	82	12	38	572	17.9
2020-21 MSU	26-26	925/35.6	133-315	.422	73-196	.372	44-61	.721	14	139	153	5.9	37-0	111	42	16	36	383	14.7
2021-22 MSU	11-11	375/34.1	70-143	.490	40-90	.444	28-36	.778	5	58	63	5.7	16-0	40	23	9	15	208	18.9
TOTAL	102-102	3577/35.1	505-1157	.436	288-731	.394	253-338	.749	50	468	518	5.1	187-1	343	184	56	125	1551	15.2

### Single Game Highs

Statistic	Value
Points	33 vs Chattanooga 12/18/21
Rebounds	11 vs Eastern Ill. 02/07/19
Assists	9 vs Southeast Mo. St. 02/12/21, vs Greenville 11/29/20
Steals	5 vs Jacksonville St. 01/21/21
Blocks	3 vs Eastern Ky. 02/27/20, at Tennessee Tech 02/27/21
FG Made	11 vs Chattanooga 12/18/21
FG Attempts	22 vs Chattanooga 12/18/21
3FG Made	9 at UT Martin 01/10/19
3FG Attempts	14 at UT Martin 01/10/19, vs Chattanooga 12/18/21
FT Made	14 at Southeast Mo. St. 01/18/20
FT Attempts	19 at Southeast Mo. St. 01/18/20

**11- Matthew Smith****FRESHMAN**

**G - 6-6 - 225 - Charlotte N.C.  
Independence HS**

**2020-21**

»The 2020-21 season was shortened by the Covid-19 pandemic.

»Saw action in four games before injury caused him to miss the rest of the season.

»Averaged 2.8 points per game and 2.8 rebounds.

»Scored 11 points in 23 minutes on the floor on 4-of-8 from the field with 11 rebounds.

**2019-20**

»Sat out the season as a redshirt.

**Before MSU**

»Joined the Racers from Independence High School in Charlotte, N.C.

»As a junior, he was part of a team that won the North Carolina State class 4A championship in the state's highest classification in 2017-18. The Patriots were 31-1 in winning the title.

»As a junior in 2017-18, he averaged 12 points and nine rebounds per game.

**Personal**

»Born Feb. 13, 2001, son of Toney Smith and Mary Mitchell-Smith.

»Siblings: none.

»Majoring in architectural engineering tech.

**2021-22 GAME LOG****M. SMITH CAREER STATISTICS****SMITH, Matt**

				Field Goals		3-Point		F-Throws		Rebounds										Scoring	
SEASON	TEAM	GP-GS	MIN/AVG	FG-FGA	FG%	3FG-FGA	3FG%	FT-FTA	FT%	OFF	DEF	TOT	AVG	PF-FO	AST	TO	BLK	STL	PTS	AVG	
2020-21	MSU	4-0	22/5.5	4-8	.500	0-0	.000	3-4	.750	4	7	11	2.8	4-0	1	2	0	0	11	2.8	
TOTAL		4-0	22/5.5	4-8	.500	0-0	.000	3-4	.750	4	7	11	2.8	4-0	1	2	0	0	11	2.8	

**Single Game Highs**

Statistic	Value	
Points	8	vs Greenville 11/29/20
Rebounds	5	vs Greenville 11/29/20
Assists	1	vs Greenville 11/29/20
FG Made	4	vs Greenville 11/29/20
FG Attempts	7	vs Greenville 11/29/20
FT Made	2	at Middle Tenn. 12/02/20
FT Attempts	2	at Middle Tenn. 12/02/20, vs Austin Peay 12/08/20

# 2021-22 MURRAY STATE MEN'S BASKETBALL



## 13 - Carter Collins

### SENIOR

G - 6-3 - 190 - Chapel Hill, N.C.  
E. Chapel Hill HS/Davidson Univ.

### 2021-22

»Joins the Racers from Davidson College and has one season to play.

### Before MSU

»Transfers to Murray State after playing at Davidson College.

»In the 2020-21 season, scored 10.9 points per game and dished out a team-leading 59 assists.

»Was a 46 percent shooter from the field, 38 percent from the 3-point line and 76 percent from the free throw line. Ranked third in the Atlantic 10 Conference with an assist/turnover rate of 2.23.

»Started all of Davidson's 22 games and had four games of 20 or more points. Had a season-best 24 points against La Salle where he was 10-of-12 from the field, including 4-of-6 from 3-point line. Vs Georgia Southern, hit 7-of-8 from 3-point range in a 23-point performance. Scored 22 points with five rebounds and three assists in wins over both Vanderbilt and Rhode Island.

»Finished his prep career as the all-time leading scorer at East Chapel Hill High School.

### Personal

»Born Dec. 9, 1998, son of Brad and Kim Collins.

»Siblings: Kennedy Collins.

»Majoring in Sociology.

## 2021-22 GAME LOG

### #13 COLLINS, Carter

Opponent	Date	GS	MIN	Total		3-Pointers		Free throws		Rebounds											
				FG-FGA	PCT	3FG-3FGA	PCT	FT-FTA	PCT	OFF	DEF	TOT	AVG	PF	A	TO	BLK	STL	PTS	AVG	
Cumberland (TN)	11/09/2021	*	26:50	2-4	.500	2-4	.500	2-2	1.000	0	3	3	3.0	2	4	1	0	1	8	8.0	
Bellarmine	11/13/2021	*	26:18	2-9	.222	1-8	.125	0-1	.000	1	2	3	3.0	1	0	1	0	1	5	6.5	
at Illinois St.	11/16/2021	*	27:05	3-6	.500	0-2	.000	0-0	.000	1	6	7	4.3	1	2	2	0	3	6	6.3	
vs ETSU	11/22/2021	*	16:28	0-5	.000	0-2	.000	0-0	.000	0	1	1	3.5	0	0	1	0	1	0	4.8	
vs Long Beach St.	11/23/2021	*	28:38	2-5	.400	2-4	.500	0-0	.000	0	3	3	3.4	1	2	1	0	1	6	5.0	
vs James Madison	11/24/2021	*	10:53	0-2	.000	0-1	.000	0-0	.000	0	0	0	2.8	3	0	0	0	0	0	4.2	
Campbellsville	11/29/2021	*	23:50	3-8	.375	0-4	.000	0-0	.000	1	2	3	2.9	2	0	0	0	0	6	4.4	
Middle Tenn.	12/04/2021	*	21:26	3-7	.429	1-2	.500	0-0	.000	2	1	3	2.9	2	0	1	0	2	7	4.8	
at Memphis	12/10/2021	*	33:55	4-7	.571	3-6	.500	2-2	1.000	0	0	0	2.6	3	1	1	0	1	13	5.7	
Tenn. Wesleyan	12/15/2021	*	15:04	0-5	.000	0-4	.000	0-0	.000	0	0	0	2.3	1	2	1	0	0	0	5.1	
Chattanooga	12/18/2021	*	21:33	3-5	.600	1-3	.333	1-1	1.000	0	2	2	2.3	2	1	2	0	0	8	5.4	
Totals		11	251:60	22-63	.349	10-40	.250	5-6	.833	5	20	25	2.3	18	12	11	0	10	59	5.4	

### Player Averages

Games Played	Minutes/game	Points/game	FG Pct	3FG Pct	FT Pct	Rebounds/game	Assists/game	Turnovers/game	Assist/Turnover ratio	Steals/game	Blocks/game
11	22.9	5.4	34.9	25.0	83.3	2.3	1.1	1.0	1.1	0.9	0.0

## COLLINS CAREER STATISTICS

### COLLINS, Carter

				Field Goals		3-Point		F-Throws		Rebounds												Scoring	
SEASON	TEAM	GP-GS	MIN/AVG	FG-FGA	FG%	3FG-3FGA	3FG%	FT-FTA	FT%	OFF	DEF	TOT	AVG	PF-FO	A	TO	BLK	STL	PTS	AVG			
2017-18	DC	25-0	162/6.5	14-38	.368	3-21	.143	5-10	.500	6	13	19	0.8	24-1	10	9	1	3	36	1.4			
2018-19	DC	34-4	777/22.8	66-140	.471	25-68	.368	28-39	.718	28	94	122	3.6	70-1	28	26	3	24	185	5.4			
2019-20	DC	29-24	874/30.1	95-223	.426	40-113	.354	60-74	.811	17	92	109	3.8	70-4	44	36	9	22	290	10.0			
2020-21	DC	22-22	568/25.8	81-177	.458	35-91	.385	42-55	.764	12	72	84	3.8	41-1	59	28	5	16	239	10.9			
2021-22	MSU	11-11	252/22.9	22-63	.349	10-40	.250	5-6	.833	5	20	25	2.3	18-0	12	11	0	10	59	5.4			
TOTAL FOR MSU		11-11	252/22.9	22-63	.349	10-40	.250	5-6	.833	5	20	25	2.3	18-0	12	11	0	10	59	5.4			
TOTAL		121-61	2633/21.8	278-641	.434	113-333	.339	140-184	.761	68	291	359	3.0	223-7	153	110	18	75	809	6.7			

### Single Game Highs

Statistic	Value
Points	24 at La Salle 01/16/21
Rebounds	9 vs Central Penn 12/22/18
Assists	5 4 times
Steals	4 vs Auburn 11/08/19
Blocks	2 vs Dartmouth 11/09/18, vs Saint Joseph's 01/11/20
FG Made	10 at La Salle 01/16/21
FG Attempts	14 at Rhode Island 12/18/20
3FG Made	7 vs Ga. Southern 12/11/20
3FG Attempts	9 vs Coppin St. 12/10/19, vs Richmond 01/14/20, vs Temple 12/01/19
FT Made	10 vs UNLV 12/02/20, vs Vanderbilt 12/22/20
FT Attempts	12 vs Vanderbilt 12/22/20

**14 - Justice Hill****SOPHOMORE**

**G - 6-0- 170 - Little Rock, Ark.  
Little Rock Christian HS**

**2020-21**

»The 2020-21 season was shortened by the Covid-19 pandemic.

»Saw action in all 26 games and started the first 10 games of the season.

»Averaged 21.8 minutes on the floor per game with 5.7 points per game , 2.1 assists and 2.0 rebounds.

Scored in double-figures three times with a 15 point game vs Illinois State (Dec. 5), 17 points vs Austin Peay (Dec. 21) and 14 points vs SIUE (Feb. 20).

**Before MSU**

»Joined the Racers from Salt Lake Community College in Salt Lake City, Utah.

»Out of Little Rock, Arkansas, he became a NJCAA First Team All-America following the 2019-20 season and was named the Region 18 Player-of-the-Year.

»Led the team with 142 assists and made 40 steals.

»In back-to-back games, he scored 25 points against Northwestern JC and followed with 28 points against Western Wyoming.

»Was a star multi-sport athlete in football, basketball and track & field at Little Rock Christian.

»In football in 2018, was named the Gatorade Player of the Year for Arkansas after passing for 3,084 yards and 37 touchdowns against just four interceptions.

»Led Little Rock Christian to the school's first state football title.

»Also finished second in the 2018 Arkansas State 5A meet in the high jump (6 feet, 2 inches) and was fifth at state in the long jump (21 feet, 1.75 inches).

»His father, Fitz, was football recruiting coordinator from 1998-2000 Arkansas and head coach at San Jose State in 2001-04.

**Personal**

»Born May 14, 2000, son of Fitz and Cynthia Hill.

»Siblings: Destiny and Faith.  
Undecided on a major.

**2021-22 GAME LOG****#14 HILL, Justice**

Opponent	Date	GS	MIN	Total		3-Pointers		Free throws		Rebounds				PF	A	TO	BLK	STL	PTS	AVG
				FG-FGA	PCT	3FG-3FGA	PCT	FT-FTA	PCT	OFF	DEF	TOT	AVG							
Cumberland (TN)	11/09/2021	*	23:58	4-8	.500	1-3	.333	3-4	.750	0	1	1	1.0	3	8	2	0	1	12	12.0
Bellarmino	11/13/2021	*	35:11	4-10	.400	1-5	.200	1-1	1.000	0	2	2	1.5	1	4	0	0	1	10	11.0
at Illinois St.	11/16/2021	*	29:52	7-12	.583	3-6	.500	0-0	.000	0	3	3	2.0	2	2	2	0	0	17	13.0
vs ETSU	11/22/2021	*	26:44	2-7	.286	0-4	.000	0-0	.000	0	2	2	2.0	1	3	1	0	2	4	10.8
vs Long Beach St.	11/23/2021	*	22:34	2-8	.250	1-3	.333	0-0	.000	0	2	2	2.0	1	3	1	1	1	5	9.6
vs James Madison	11/24/2021	*	32:07	3-9	.333	3-5	.600	2-2	1.000	0	1	1	1.8	2	6	2	0	2	11	9.8
Campbellsville	11/29/2021	*	26:54	5-8	.625	1-3	.333	4-4	1.000	0	1	1	1.7	0	8	0	0	0	15	10.6
Middle Tenn.	12/04/2021	*	30:39	7-11	.636	2-5	.400	2-4	.500	0	0	0	1.5	3	4	3	0	1	18	11.5
at Memphis	12/10/2021	*	26:41	6-13	.462	5-6	.833	3-4	.750	2	1	3	1.7	2	6	1	0	1	20	12.4
Tenn. Wesleyan	12/15/2021	*	19:59	2-3	.667	0-0	.000	0-0	.000	0	2	2	1.7	1	6	2	0	2	4	11.6
Chattanooga	12/18/2021	*	29:14	7-11	.636	3-6	.500	1-2	.500	0	2	2	1.7	1	5	3	0	1	18	12.2
Totals		11	303:53	49-100	.490	20-46	.435	16-21	.762	2	17	19	1.7	17	55	17	1	12	134	12.2

**Player Averages**

Games Played	Minutes/ game	Points/ game	FG Pct	3FG Pct	FT Pct	Rebounds/ game	Assists/ game	Turnovers/ game	Assist/Turnover ratio	Steals/ game	Blocks/ game
11	27.6	12.2	49.0	43.5	76.2	1.7	5.0	1.5	3.2	1.1	0.1

**HILL CAREER STATISTICS****HILL, Justice**

			Field Goals		3-Point		F-Throws		Rebounds				Scoring							
SEASON	TEAM	GP-GS	MIN/AVG	FG-FGA	FG%	3FG-3FGA	3FG%	FT-FTA	FT%	OFF	DEF	TOT	AVG	PF-FO	A	TO	BLK	STL	PTS	AVG
2020-21	MSU	26-10	572/22.0	56-155	.361	22-70	.314	13-21	.619	6	46	52	2.0	39-1	93	44	2	19	147	5.7
2021-22	MSU	11-11	304/27.6	49-100	.490	20-46	.435	16-21	.762	2	17	19	1.7	17-0	55	17	1	12	134	12.2
<b>TOTAL</b>		<b>37-21</b>	<b>875/23.7</b>	<b>105-255</b>	<b>.412</b>	<b>42-116</b>	<b>.362</b>	<b>29-42</b>	<b>.690</b>	<b>8</b>	<b>63</b>	<b>71</b>	<b>1.9</b>	<b>56-1</b>	<b>148</b>	<b>61</b>	<b>3</b>	<b>31</b>	<b>281</b>	<b>7.6</b>

**Single Game Highs**

Statistic	Value	
Points	20	at Memphis 12/10/21
Rebounds	10	vs Greenville 11/29/20
Assists	11	vs Greenville 11/29/20
Steals	3	at Austin Peay 12/21/20
Blocks	1	vs Morehead St. 01/02/21, vs UT Martin 02/13/21, vs Long Beach St. 11/23/21
FG Made	7	at Illinois St. 11/16/21, vs Middle Tenn. 12/04/21, vs Chattanooga 12/18/21
FG Attempts	13	at Memphis 12/10/21
3FG Made	5	at Memphis 12/10/21
3FG Attempts	7	vs Illinois St. 12/05/20
FT Made	5	at Austin Peay 12/21/20
FT Attempts	7	at Austin Peay 12/21/20

**22 - Elijah Farr****SOPHOMORE**

**F - 6-8 - 240 - Kansas City, Mo.  
North HS/Olney Central CC**

**2021-22**

» Joins the Racers from Olney Central College and has three seasons to play for the Racers.

**Before MSU**

» At Olney Central in the 2020-21 season, scored 16.3 points per game and with a rebounding average of 6.8 per game in 20 games. Shot 48 percent from the field, 38 percent from the 3-point line and 77 percent from the free throw line.

» His 41 assists were second on the team.

» Had eight games of 20-point scoring or better, including a season-high 27 points against Vincennes.

» As a freshman in 2019-20, scored 10.6 points per game and grabbed 6.0 rebounds.

» Was a multi-sport star out of Lee's Summit North High School in the Kansas City area where he was a four-year starter on the basketball court.

» Was named Missouri All-State Honors on the football field as a receiver and defensive lineman.

**Personal**

» Born Sept. 27, 1999, son of Chris and Heather Farr.

» Siblings: Sydney Farr, Max Henry, Chris Henry.

» Undeclared major.

**2021-22 GAME LOG****FARR CAREER STATISTICS**

# 2021-22 MURRAY STATE MEN'S BASKETBALL



## 25- Rod Thomas

### SOPHOMORE

G - 6-0 - 185 - Paducah, Ky.  
Tilghman HS

#### 2020-21

»The 2020-21 season was shortened by the Covid-19 pandemic.

»Appeared in nine games with an average of 3.4 minutes of floor time.

»Averaged 1.7 points per game on 5-of-13 from the field for a percentage of .385.

»Had a career-high 12 points in the season opener vs Greenville (Nov 29).

#### 2019-20

»Appeared in nine games for a total of 39 minutes on the floor with an average of 0.3 points per game.

#### Before MSU

»Had an outstanding prep career at Paducah Tilghman High School.

»Topped 1,600 points in his career with the Blue Tornado.

»As a senior in the 2019-20 season, he scored 15.2 points per game to go with 4.2 rebounds per game.

»Was named to the Paducah Sun All-Purchase Team twice.

»His career high came against University Heights when he scored 30 points as a junior in 2018-19.

#### Personal

»Born June 19, 2001, son of Roderick Thomas and Dianndria Thomas.

Siblings: Destiny Thomas.

»Majoring in health and physical education.

»His father, Rod, Sr., played for the Racers for two seasons (2000-01) for Coach Tevester Anderson.

## 2021-22 GAME LOG

### #25 THOMAS, Rodriguez

Opponent	Date	GS	MIN	Total		3-Pointers		Free throws		Rebounds				PF	A	TO	BLK	STL	PTS	AVG
				FG-FGA	PCT	3FG-3FGA	PCT	FT-FTA	PCT	OFF	DEF	TOT	AVG							
Cumberland (TN)	11/09/2021		03:22	1-3	.333	0-2	.000	0-0	.000	1	1	2	2.0	1	0	0	0	0	2	2.0
vs Long Beach St.	11/23/2021		03:47	0-1	.000	0-0	.000	0-0	.000	0	0	0	1.0	3	0	2	0	0	0	1.0
Campbellsville	11/29/2021		06:12	0-2	.000	0-1	.000	0-0	.000	0	0	0	0.7	0	0	0	0	0	0	0.7
Tenn. Wesleyan	12/15/2021		10:39	3-5	.600	3-4	.750	0-0	.000	0	5	5	1.8	0	2	1	0	0	9	2.8
Totals		0	24:00	4-11	.364	3-7	.429	0-0	.000	1	6	7	1.8	4	2	3	0	0	11	2.8

### Player Averages

Games Played	Minutes/game	Points/game	FG Pct	3FG Pct	FT Pct	Rebounds/game	Assists/game	Turnovers/game	Assist/Turnover ratio	Steals/game	Blocks/game
4	6.0	2.8	36.4	42.9	0.0	1.8	0.5	0.8	0.7	0.0	0.0

## THOMAS CAREER STATISTICS

### THOMAS, Rodriguez

				Field Goals		3-Point		F-Throws		Rebounds				Scoring						
SEASON	TEAM	GP-GS	MIN/AVG	FG-FGA	FG%	3FG-3FGA	3FG%	FT-FTA	FT%	OFF	DEF	TOT	AVG	PF-FO	A	TO	BLK	STL	PTS	AVG
2019-20	MSU	9-0	29/3.2	1-5	.200	1-5	.200	0-0	.000	1	5	6	0.7	4-0	2	4	0	1	3	0.3
2020-21	MSU	9-0	31/3.4	5-13	.385	1-8	.125	4-6	.667	1	3	4	0.4	4-0	1	1	1	0	15	1.7
2021-22	MSU	4-0	24/6.0	4-11	.364	3-7	.429	0-0	.000	1	6	7	1.8	4-0	2	3	0	0	11	2.8
<b>TOTAL</b>		<b>22-0</b>	<b>83/3.8</b>	<b>10-29</b>	<b>.345</b>	<b>5-20</b>	<b>.250</b>	<b>4-6</b>	<b>.667</b>	<b>3</b>	<b>14</b>	<b>17</b>	<b>0.8</b>	<b>12-0</b>	<b>5</b>	<b>8</b>	<b>1</b>	<b>1</b>	<b>29</b>	<b>1.3</b>

### Single Game Highs

Statistic	Value	
Points	12	vs Greenville 11/29/20
Rebounds	5	vs Tenn. Wesleyan 12/15/21
Assists	2	vs Tenn. Wesleyan 12/15/21
Steals	1	vs Kennesaw St. 12/16/19
Blocks	1	vs Transylvania 12/15/20
FG Made	4	vs Greenville 11/29/20
FG Attempts	5	vs Greenville 11/29/20, vs Tenn. Wesleyan 12/15/21
3FG Made	3	vs Tenn. Wesleyan 12/15/21
3FG Attempts	4	vs Tenn. Wesleyan 12/15/21
FT Made	4	vs Greenville 11/29/20
FT Attempts	4	vs Greenville 11/29/20

**31 - Jordan Skipper-Brown****SENIOR**

**G - 6-6 - 230 - Little Rock, Ark.  
River Ridge HS/Eastern Illinois**

**2021-22**

» Joins the Racers from Eastern Illinois and has one season to play at MSU.

**Before MSU**

» In the 2020-21 season, made 12 starts for the Panthers and in 20 games total, he scored 10.2 points per game to go with 5.6 rebounds, which tied for tops on the EIU team.

» Hit hit 62 percent of his shots on 85-of-137 shooting for the fourth-best percentage in EIU history.

» Had a team-high 24 blocked shots and three double-double games.

» Scored 21 points against Tennessee Tech and 20 points against Southeast Missouri State.

» Over the last nine games of the season, he averaged 14.0 points and 7.8 rebounds per game while shooting 69.2 percent from the floor.

» Appeared in 32 games in the 2019-20 season, with a field goal percentage of 64 percent on 87-of-136 shooting.

» Was eighth in the Ohio Valley Conference with 32 blocked shots and he made 17 consecutive free throws.

» Played prep basketball at River Ridge High School in Olympia, Wash., before playing two seasons at McLennan Junior College in Texas.

**Personal**

» Born Jan. 7, 1998, son of Keith and Janine Brown.

» Siblings: Jada Brown, Sydney Skipper.

» Majoring in Integrated Study-Communications.

**2021-22 GAME LOG****#31 SKIPPER-BROWN, Jordan**

Opponent	Date	GS	MIN	Total		3-Pointers		Free throws		Rebounds				PF		A		TO		BLK		STL		PTS		AVG
				FG-FGA	PCT	3FG-3FGA	PCT	FT-FTA	PCT	OFF	DEF	TOT	AVG													
Cumberland (TN)	11/09/2021		19:12	3-5	.600	0-0	.000	0-2	.000	0	4	4	4.0	2	1	1	1	1	1	1	6	6.0				
Bellarmino	11/13/2021		09:37	1-1	1.000	0-0	.000	2-5	.400	0	0	0	2.0	2	0	0	0	0	0	0	4	5.0				
at Illinois St.	11/16/2021		15:33	2-4	.500	0-0	.000	0-0	.000	1	2	3	2.3	1	1	0	1	1	1	1	4	4.7				
vs ETSU	11/22/2021		17:07	1-4	.250	0-0	.000	1-3	.333	1	3	4	2.8	1	1	2	0	1	1	1	3	4.3				
vs Long Beach St.	11/23/2021		15:33	1-2	.500	0-0	.000	2-2	1.000	0	2	2	2.6	5	0	1	1	0	1	0	4	4.2				
vs James Madison	11/24/2021		16:42	4-5	.800	0-0	.000	0-0	.000	0	2	2	2.5	2	1	1	0	0	0	0	8	4.8				
Campbellsville	11/29/2021		07:53	1-1	1.000	0-0	.000	0-0	.000	0	2	2	2.4	1	0	2	0	0	0	0	2	4.4				
Middle Tenn.	12/04/2021		01:32	0-0	.000	0-0	.000	0-0	.000	0	0	0	2.1	2	0	0	0	0	0	0	0	3.9				
at Memphis	12/10/2021		03:31	0-0	.000	0-0	.000	0-0	.000	0	0	0	1.9	3	1	1	0	0	0	0	0	3.4				
Tenn. Wesleyan	12/15/2021		08:32	4-5	.800	1-1	1.000	0-0	.000	3	2	5	2.2	1	1	0	1	0	1	0	9	4.0				
Chattanooga	12/18/2021		05:48	0-0	.000	0-0	.000	0-0	.000	0	0	0	2.0	0	0	2	0	0	0	0	0	3.6				
Totals		0	121:00	17-27	.630	1-1	1.000	5-12	.417	5	17	22	2.0	20	6	10	4	3	40	3.6						

**Player Averages**

Games Played	Minutes/game	Points/game	FG Pct	3FG Pct	FT Pct	Rebounds/game	Assists/game	Turnovers/game	Assist/Turnover ratio	Steals/game	Blocks/game
11	11.0	3.6	63.0	100.0	41.7	2.0	0.5	0.9	0.6	0.3	0.4

**SKIPPER-BROWN CAREER STATISTICS****SKIPPER-BROWN, Jordan**

				Field Goals		3-Point		F-Throws		Rebounds											Scoring	
SEASON	TEAM	GP-GS	MIN/AVG	FG-FGA	FG%	3FG-3FGA	3FG%	FT-FTA	FT%	OFF	DEF	TOT	AVG	PF-FO	A	TO	BLK	STL	PTS	AVG		
2019-20	EIU	32-8	599/18.7	87-136	.640	0-2	.000	39-60	.650	58	88	146	4.6	102-5	37	39	32	16	213	6.7		
2020-21	EIU	20-12	496/24.8	85-137	.620	4-12	.333	29-55	.527	36	75	111	5.6	38-0	21	30	24	14	203	10.2		
2021-22	MSU	11-0	121/11.0	17-27	.630	1-1	1.000	5-12	.417	5	17	22	2.0	20-1	6	10	4	3	40	3.6		
TOTAL FOR MSU		11-0	121/11.0	17-27	.630	1-1	1.000	5-12	.417	5	17	22	2.0	20-1	6	10	4	3	40	3.6		
TOTAL		63-20	1216/19.3	189-300	.630	5-15	.333	73-127	.575	99	180	279	4.4	160-6	64	79	60	33	456	7.2		

**Single Game Highs**

Statistic	Value
Points	21 at Tennessee Tech 02/13/21
Rebounds	13 at UT Martin 02/15/20
Assists	5 vs St. Francis (IL) 11/22/19
Steals	3 at Wisconsin 11/25/20, at Eastern Ky. 12/30/20
Blocks	4 at Milwaukee 12/14/19, at Murray St. 02/18/21
FG Made	10 at Tennessee Tech 02/13/21
FG Attempts	16 at Tennessee Tech 02/13/21
3FG Made	2 at Wisconsin 11/25/20
3FG Attempts	3 at Wisconsin 11/25/20
FT Made	5 vs Austin Peay 02/22/20
FT Attempts	8 at SIUE 02/02/21

**32 - Nicholas McMullen****FRESHMAN**

**F - 6-8 - 235 - Greensboro, N.C.  
Ben L. Smith HS**

**2020-21**

»The 2020-21 season was shortened by the Covid-19 pandemic.

»Played in 22 games as a freshman and was a starter in the final three games. Scored 1.6 points per game and grabbed 1.6 rebounds in 9.6 minutes played for games.

»Hit .467 from the field on 14-of-30 from the field.

»Had a season and career-high 16 points in the season opener vs Greenville (Nov. 29).

»His career-high rebound game of seven came against Jacksonville State (Feb. 25).

**Before MSU**

»Joined the Racers from Ben L. Smith High School in Greensboro, North Carolina where he played for Coach Derrick Partee.

»In 2019-20 as a senior, averaged 15.5 points per game to go with 9.9 rebounds per game.

»Had a game against Eastern Gillford when he had 25 points and 17 rebounds. Earned All-Piedmont Triad 3A Conference honors and landed a spot on the 3A All-State First Team by the N.C. Basketball Coaches Association. News & Record named him to it's All-Greater Greensboro Team.

**Personal**

»Born Nicholas Khalil McMullen on May 13, 2002 to parents Calvin and Kadia McMullen.

»Siblings: Calli, Jacob, Christian and Corine.

»Undecided on a major.

**2020-21 GAME LOG****#32 MCMULLEN, Nicholas**

Opponent	Date	GS	MIN	Total		3-Pointers		Free throws		Rebounds				PF	A	TO	BLK	STL	PTS	AVG
				FG-FGA	PCT	3FG-3FGA	PCT	FT-FTA	PCT	OFF	DEF	TOT	AVG							
Cumberland (TN)	11/09/2021		11:29	3-4	.750	0-0	.000	0-2	.000	1	1	2	2.0	1	0	0	0	0	6	6.0
Bellarmino	11/13/2021		10:36	2-2	1.000	0-0	.000	0-0	.000	2	1	3	2.5	3	0	1	0	1	4	5.0
at Illinois St.	11/16/2021		10:28	3-3	1.000	0-0	.000	0-0	.000	3	2	5	3.3	0	1	1	1	0	6	5.3
vs ETSU	11/22/2021		08:32	1-1	1.000	0-0	.000	2-5	.400	2	0	2	3.0	1	0	1	1	0	4	5.0
vs Long Beach St.	11/23/2021		18:39	2-5	.400	0-0	.000	3-4	.750	2	3	5	3.4	1	1	2	2	0	7	5.4
vs James Madison	11/24/2021		08:08	2-2	1.000	0-0	.000	0-0	.000	0	0	0	2.8	1	0	0	0	0	4	5.2
Campbellsville	11/29/2021		20:47	4-6	.667	0-0	.000	1-4	.250	0	8	8	3.6	4	0	0	0	0	9	5.7
Middle Tenn.	12/04/2021		08:51	2-2	1.000	0-0	.000	0-0	.000	1	1	2	3.4	1	0	0	0	0	4	5.5
at Memphis	12/10/2021		17:02	1-3	.333	0-0	.000	0-0	.000	0	0	0	3.0	5	0	2	0	0	2	5.1
Tenn. Wesleyan	12/15/2021		17:14	5-6	.833	0-0	.000	2-4	.500	4	6	10	3.7	2	0	1	2	1	12	5.8
Chattanooga	12/18/2021		13:41	2-3	.667	0-0	.000	0-0	.000	1	0	1	3.5	2	1	0	1	0	4	5.6
Totals		0	145:27	27-37	.730	0-0	.000	8-19	.421	16	22	38	3.5	21	3	8	7	2	62	5.6

**Player Averages**

Games Played	Minutes/ game	Points/ game	FG Pct	3FG Pct	FT Pct	Rebounds/ game	Assists/ game	Turnovers/ game	Assist/Turnover ratio	Steals/ game	Blocks/ game
11	13.2	5.6	73.0	0.0	42.1	3.5	0.3	0.7	0.4	0.2	0.6

**MCMULLEN CAREER STATISTICS****MCMULLEN, Nicholas**

				Field Goals		3-Point		F-Throws		Rebounds								Scoring		
SEASON	TEAM	GP-GS	MIN/AVG	FG-FGA	FG%	3FG-3FGA	3FG%	FT-FTA	FT%	OFF	DEF	TOT	AVG	PF-FO	A	TO	BLK	STL	PTS	AVG
2020-21	MSU	22-3	210/9.6	14-30	.467	0-0	.000	7-18	.389	19	17	36	1.6	34-1	2	6	4	1	35	1.6
2021-22	MSU	11-0	145/13.2	27-37	.730	0-0	.000	8-19	.421	16	22	38	3.5	21-1	3	8	7	2	62	5.6
TOTAL		33-3	356/10.8	41-67	.612	0-0	.000	15-37	.405	35	39	74	2.2	55-2	5	14	11	3	97	2.9

**Single Game Highs**

Statistic	Value	
Points	16	vs Greenville 11/29/20
Rebounds	10	vs Tenn. Wesleyan 12/15/21
Assists	1	5 times
Steals	1	vs Jacksonville St. 01/21/21, vs Bellarmine 11/13/21, vs Tenn. Wesleyan 12/15/21
Blocks	2	vs Tenn. Wesleyan 12/15/21, vs Long Beach St. 11/23/21
FG Made	8	vs Greenville 11/29/20
FG Attempts	11	vs Greenville 11/29/20
FT Made	3	at Jacksonville St. 02/25/21, vs Long Beach St. 11/23/21
FT Attempts	6	at Jacksonville St. 02/25/21

**33- Jackson Sivills****FRESHMAN**

**G - 6-6 - 200 - Paducah, Ky.  
McCracken County HS**

**2020-21**

»The 2020-21 season was shortened by the Covid-19 pandemic.

»Appeared in 14 games with 7.1 minutes played per game and made one start. Scored 2.6 points and grabbed 1.2 rebounds per game.

»Had a season and career-high 15 points and six rebounds in the season opener vs Greenville (Nov. 29).

**Before MSU**

»Joins the Racers from McCracken County High School in Paducah, Kentucky where he played for Coach Burlin Brower.

»Sivills averaged 21.4 points per game to go with 7.9 rebounds in the 2019-20 season for the McCracken County Mustangs.

»Finished his prep career with 1,998 points and 871 rebounds, both school records.

»Louisville Courier Journal named Sivills to its All-State First Team and the Kentucky Lions Club named him to the Kentucky-Indiana All-Star series, which included being a finalist for the Mr. Basketball award.

»Recognized by the Lexington Herald Leader as All-State and the Region-1 Player of the Year in 2020.

»Honored by Paducah Sun as the Purchase Area Player of the Year in both junior and senior seasons.

**Personal**

»Born Jackson Scott Sivills to parents Scott and Catherine on Nov. 20, 2001.

»Siblings are Will and Caroline.

»Undecided on a major.

**2020-21 GAME LOG****#33 SIVILLS, Jackson**

Opponent	Date	GS	MIN	Total		3-Pointers		Free throws		Rebounds										
				FG-FGA	PCT	3FG-3FGA	PCT	FT-FTA	PCT	OFF	DEF	TOT	AVG	PF	A	TO	BLK	STL	PTS	AVG
Cumberland (TN)	11/09/2021		04:17	0-1	.000	0-1	.000	0-0	.000	0	0	0	0.0	0	1	0	0	0	0	0.0
vs Long Beach St.	11/23/2021		05:04	1-2	.500	0-1	.000	1-2	.500	0	0	0	0.0	0	0	0	0	1	3	1.5
Campbellsville	11/29/2021		09:59	2-4	.500	1-2	.500	1-2	.500	1	2	3	1.0	1	0	1	0	2	6	3.0
Tenn. Wesleyan	12/15/2021		15:20	4-7	.571	3-4	.750	1-2	.500	2	1	3	1.5	0	0	1	1	0	12	5.3
Totals		0	34:40	7-14	.500	4-8	.500	3-6	.500	3	3	6	1.5	1	1	2	1	3	21	5.3

**Player Averages**

Games Played	Minutes/game	Points/game	FG Pct	3FG Pct	FT Pct	Rebounds/game	Assists/game	Turnovers/game	Assist/Turnover ratio	Steals/game	Blocks/game
4	8.7	5.3	50.0	50.0	50.0	1.5	0.3	0.5	0.5	0.8	0.3

**SIVILLS CAREER STATISTICS****SIVILLS, Jackson**

				Field Goals		3-Point		F-Throws		Rebounds									Scoring	
SEASON	TEAM	GP-GS	MIN/AVG	FG-FGA	FG%	3FG-3FGA	3FG%	FT-FTA	FT%	OFF	DEF	TOT	AVG	PF-FO	A	TO	BLK	STL	PTS	AVG
2020-21	MSU	14-1	99/7.1	11-24	.458	3-9	.333	12-14	.857	4	13	17	1.2	16-0	1	7	0	6	37	2.6
2021-22	MSU	4-0	35/8.7	7-14	.500	4-8	.500	3-6	.500	3	3	6	1.5	1-0	1	2	1	3	21	5.3
TOTAL		18-1	134/7.4	18-38	.474	7-17	.412	15-20	.750	7	16	23	1.3	17-0	2	9	1	9	58	3.2

**Single Game Highs**

Statistic	Value	
Points	15	vs Greenville 11/29/20
Rebounds	6	vs Greenville 11/29/20
Assists	1	vs SIUE 02/20/21, vs Cumberland (TN) 11/09/21
Steals	2	at Eastern Ky. 02/06/21, vs Greenville 11/29/20, vs Campbellsville 11/29/21
Blocks	1	vs Tenn. Wesleyan 12/15/21
FG Made	5	vs Greenville 11/29/20
FG Attempts	9	vs Greenville 11/29/20
3FG Made	3	vs Tenn. Wesleyan 12/15/21
3FG Attempts	4	vs Tenn. Wesleyan 12/15/21
FT Made	5	vs Greenville 11/29/20
FT Attempts	5	vs Greenville 11/29/20

# 2021-22 MURRAY STATE MEN'S BASKETBALL



## 55 - DJ Burns

### SOPHOMORE

F - 6-7 - 210 - New Orleans, La.  
Wright HS/Southern

### 2021-22

»DJ Burns joins the Racer program as a transfer from Southern University and has three seasons to play for MSU.

### Before MSU

»As a freshman in 2019-20, saw action in 32 games averaging 8.6 points and 4.8 rebounds per game in just over 18 minutes per game.

»Was seventh in the Southwestern Athletic Conference with 1.8 offensive rebounds per game.

»Had 14 points and seven rebounds at Nebraska.

»Scored 16 points and nine rebounds at Wright State.

»In the shortened season of 2020-21, he played six games with 9.3 points per game with 5.0 rebounds.

»At UAB, scored 12 points on 6-of-9 shooting and grabbed 11 rebounds. Played prep basketball at Sophie B Wright High School in New Orleans.

»Had a tremendous 2018-19 season in leading his team to a 35-4 record. Scored 18.4 points per game with 13.6 rebounds and 4.3 assists.

»Named the 2019 Nola.com Metro Player of the Year, First Team 3A-All State Selection and USA Today All-Louisiana First Team.

### Personal

»Born May 16, 2001, son of Terrence Alexis and Vernell Burns.

»Siblings: Dalvon Burns, Anna Alexis-Burns, Terrence Alexis-Burns, Jr.

»Majoring in Television Production.

## 2020-21 GAME LOG

### #55 BURNS, DJ

Opponent	Date	GS	MIN	Total		3-Pointers		Free throws		Rebounds				PF	A	TO	BLK	STL	PTS	AVG	
				FG-FGA	PCT	3FG-3FGA	PCT	FT-FTA	PCT	OFF	DEF	TOT	AVG								
Cumberland (TN)	11/09/2021	*	17:05	1-3	.333	0-0	.000	2-2	1.000	4	5	9	9.0	4	0	0	0	0	4	4.0	
Bellarmine	11/13/2021	*	28:58	2-3	.667	0-0	.000	0-0	.000	1	2	3	6.0	2	0	2	0	2	4	4.0	
at Illinois St.	11/16/2021	*	24:27	1-2	.500	0-0	.000	0-0	.000	2	3	5	5.7	0	0	1	0	1	2	3.3	
vs ETSU	11/22/2021	*	22:53	2-2	1.000	0-0	.000	0-2	.000	2	3	5	5.5	2	0	1	0	0	4	3.5	
vs Long Beach St.	11/23/2021	*	21:40	1-1	1.000	0-0	.000	0-0	.000	1	2	3	5.0	2	1	1	1	0	2	3.2	
vs James Madison	11/24/2021	*	23:18	5-10	.500	0-1	.000	0-0	.000	6	3	9	5.7	0	2	1	1	2	10	4.3	
Campbellsville	11/29/2021	*	21:19	9-11	.818	0-0	.000	1-2	.500	3	2	5	5.6	3	0	1	1	3	19	6.4	
Middle Tenn.	12/04/2021	*	36:26	4-7	.571	0-0	.000	4-6	.667	7	8	15	6.8	1	2	3	1	0	12	7.1	
at Memphis	12/10/2021	*	26:54	1-3	.333	0-0	.000	0-0	.000	3	5	8	6.9	1	1	0	0	0	2	6.6	
Tenn. Wesleyan	12/15/2021	*	18:49	4-4	1.000	0-0	.000	0-0	.000	6	5	11	7.3	2	1	1	0	2	8	6.7	
Chattanooga	12/18/2021	*	33:16	1-2	.500	0-0	.000	3-6	.500	5	2	7	7.3	2	4	0	1	1	5	6.5	
Totals			11	275:05	31-48	.646	0-1	.000	10-18	.556	40	40	80	7.3	19	11	11	5	11	72	6.5

### Player Averages

Games Played	Minutes/ game	Points/ game	FG Pct	3FG Pct	FT Pct	Rebounds/ game	Assists/ game	Turnovers/ game	Assist/Turnover ratio	Steals/ game	Blocks/ game
11	25.0	6.5	64.6	0.0	55.6	7.3	1.0	1.0	1.0	1.0	0.5

## BURNS CAREER STATISTICS

### BURNS, Dj

				Field Goals		3-Point		F-Throws		Rebounds											Scoring	
SEASON	TEAM	GP-GS	MIN/AVG	FG-FGA	FG%	3FG-3FGA	3FG%	FT-FTA	FT%	OFF	DEF	TOT	AVG	PF-FO	A	TO	BLK	STL	PTS	AVG		
2019-20	SU	32-1	596/18.6	104-198	.525	2-7	.286	65-94	.691	58	91	149	4.7	89-6	32	39	11	27	275	8.6		
2020-21	SU	6-4	123/20.6	23-51	.451	0-1	.000	10-13	.769	9	21	30	5.0	15-1	5	13	3	3	56	9.3		
2021-22	MSU	11-11	275/25.0	31-48	.646	0-1	.000	10-18	.556	40	40	80	7.3	19-0	11	11	5	11	72	6.5		
TOTAL FOR MSU		11-11	275/25.0	31-48	.646	0-1	.000	10-18	.556	40	40	80	7.3	19-0	11	11	5	11	72	6.5		
TOTAL		49-16	994/20.3	158-297	.532	2-9	.222	85-125	.680	107	152	259	5.3	123-7	48	63	19	41	403	8.2		

### Single Game Highs

Statistic	Value
Points	33 vs Ecclesia 11/18/19
Rebounds	15 vs Middle Tenn. 12/04/21
Assists	5 at Alabama A&M 02/24/20
Steals	4 vs Ecclesia 11/18/19
Blocks	2 vs Grambling 01/11/20, vs Jackson St. 01/13/20
FG Made	14 vs Ecclesia 11/18/19
FG Attempts	19 vs Ecclesia 11/18/19
3FG Made	1 vs Ecclesia 11/18/19, at Ark.-Pine Bluff 01/18/20
3FG Attempts	1 9 times
FT Made	7 vs Mississippi Val. 02/17/20
FT Attempts	8 vs Mississippi Val. 02/17/20, vs Alabama St. 03/10/20

# 2021-22 MURRAY STATE MEN'S BASKETBALL

## 2021-22 GAME LOG & LEADERS

Opp	W-L	Score	Rec	OVC	OT	High Scorer	High Rebound	High Assist	High Block	High Steal
CUMB	Won	109-77	1-0	----		Williams 22	Burns 9	Hill 8	3 with 1	3 with 2
BU	Won	78-59	2-0	----		Brown 27	Williams 7	Williams 4	Williams, Brown 1	Burns, Brown 2
ISU	Won	77-65	3-0	----		Brown 19	Hannibal 8	Hannibal 3	3 with 1	Collins 3
ETSU	Lost	58-66	3-1	----		Williams 18	Williams 10	Brown, Hannibal 3	Williams, Brown, McMullen 1	Hill 2
LBSU	Won	80-43	4-1	----		Williams 29	Hannibal, McMullen 5	Brown 5	McMullen 2	Hannibal 4
JMU	Won	74-62	5-1	----		Hannibal 15	Burns 9	Hill 6	Burns 1	Hill, Burns 2
Camp	Won	98-61	6-1	----		Brown 20	McMullen 8	Hill 8	Burns 1	Burns 3
MTSU	Won	93-87	7-1	----		Hannibal 19	Burns 15	Brown 6	Brown, Williams 2	Williams 3
MEM	Won	74-72	8-1	----		Brown 22	Williams, Burns 8	Hill 6	Brown 1	Williams, McMullen 2
TWC	Won	118-48	9-1	----		Williams 19	Burns 11	Hill, Brown 6	McMullen 2	Brown, Burns 2
CHAT	Won	87-76	10-1	----		Brown 33	Brown 9	Hill 5	McMullen, Brown, Burns 1	Hannibal, Brown 2

AUB  
SEMO  
TTU  
EIU  
SIUE  
TSU  
BEL  
EIU  
UTM  
TTU  
MOR  
APSU  
SIUE  
TSU  
MOR  
APSU  
UTM  
BEL  
SEMO

## GAME STARTERS

Opp	Date	Guard	Guard	Guard	Forward	Forward
Cumberland	11-09	Brown	Hill	Collins	Williams	Burns
Bellarmine	11-13	Brown	Hill	Collins	Williams	Burns
Illinois State	11-16	Brown	Hill	Collins	Williams	Burns
East Tennessee	11-22	Brown	Hill	Collins	Williams	Burns
Long Beach	11-23	Brown	Hill	Collins	Williams	Burns
James Madison	11-24	Brown	Hill	Collins	Williams	Burns
Campbellsville	11-29	Brown	Hill	Collins	Williams	Burns
Middle Tennessee	12-04	Brown	Hill	Collins	Williams	Burns
Memphis	12-10	Brown	Hill	Collins	Williams	Burns
Tenn. Wesleyan	12-15	Brown	Hill	Collins	Williams	Burns
Chattanooga	12-18	Brown	Hill	Collins	Williams	Burns
Auburn	12-22					

## RECORDS FOR STARTERS

(10-1) Brown, Williams, Hill, Collins, Burns

## START CHART

	21-22	Streak	Career
Brown	11	99	100
Williams	11	36	66
D. Smith		0	38
Bostick		15	15
Hill	11	11	21
Sivills		0	1
McMullen		2	2
Collins	11	11	11
Burns	11	11	11

# 2021-22 MURRAY STATE MEN'S BASKETBALL

## 2021-22 GAME NOTABLES

### Biggest Lead

MSU: 70 vs Tenn. Wesleyan, final score 118-48

Opponents: 16 vs ETSU, 2H 9:30

### Biggest 1H Scoring

Murray State: 55 vs Cumberland

Opponent: 45 by Cumberland

### Biggest 2H Scoring

Murray State: 65 vs Tennessee Wesleyan

Opponent: 40 by Illinois State

### Biggest deficit overcome to win:

MSU: 14 vs James Madison, 1H 14:17

Opponents:

### Biggest Halftime deficit overcome to win:

MSU: 14 at Memphis, Halftime

Opponents:

## STAR OF THE GAME

11-09	Cumberland	Williams*
11-13	Bellarmine	Brown*
11-16	Illinois State	Hill*
11-22	ETSU	Williams
11-23	Long Beach	Williams*
11-24	James Madison	Hannibal*
11-29	Campbellsville	Burns*
12-04	Middle Tennessee	Hill*
12-13	Memphis	Brown*
12-15	Tennessee Wesleyan	D. Smith
12-18	Chattanooga	*Brown
12-22	Auburn	

## FREE THROW STREAKS

### Best Free Throw Streaks Since 2013

Jonathan Stark	39	2017-18
Bryce Jones	25	2016-17
Gee McGhee	24	2016-17
Bryce Jones	23	2015-16
Ja Morant	22	2018-19
Jeffery Moss	22	2013-14
Jonathan Stark	21	2017-18
Cameron Payne	20	2013-14
Ja Morant	19	2018-19
Ja Morant	18	2017-18
KJ Williams	16	2019-20
Tevin Brown	15	2019-20
Anthony Smith	15	2019-20
T.J. Sapp	15	2014-15
Cameron Payne	14	2014-15
Devin Gilmore	13	2020-21
Chico Carter, Jr.	11	2020-21

### MSU Free Throw Streak Record

Jonathan Stark (2017-18)	39
Greg Coble (1989-90)	33

## INDIVIDUAL MISCELLANEOUS

20-PLUS POINTS	21-22	CAREER
Tevin Brown	5	23
KJ Williams	2	10

10-PLUS ASSISTS	21-22	CAREER
Justice Hill		1

10-PLUS REBOUNDS	21-22	CAREER
KJ Williams	2	20
DJ Burns	2	2
Tevin Brown		2
Nicholas McMullen	1	1
Justice Hill		1

DOUBLE-DOUBLES	21-22	CAREER
KJ Williams	2	18
DJ Burns	1	1
Tevin Brown		3
Justice Hill		1
Nicholas McMullen	1	1

### MSU Recent Triple Doubles

Name	Date	P	R	A	Opponent
*Ja Morant	03-21-19	17	11	16	vs Marquette
Ja Morant	02-28-19	11	10	10	at Morehead St.
Ja Morant	11-24-18	29	13	12	Missouri State
Ja Morant	12-28-17	11	10	14	Eastern Illinois
Isacc Miles	02-23-09	13	10	11	UT Martin

### Current Consecutive Games with Made 3-pointer

## LEAD THE RACERS IN. . . .

SCORING	21-22	CAREER	STEALS	21-22	CAREER
Tevin Brown	5	36	Tevin Brown	3	30
KJ Williams	3	15	KJ Williams	2	19
Trae Hannibal	2	2	DaQuan Smith		6
DaQuan Smith	1	2	Justice Hill	6	6
			DJ Burns	4	4
REBOUNDING	21-22	CAREER	Trae Hannibal	3	3
KJ Williams	3	35	Jackson Sivills	2	2
Tevin Brown	1	13	Carter Collins	1	1
DJ Burns	4	4			
Nicholas McMullen	2	3	BLOCKS	20-21	CAREER
Justice Hill		1	KJ Williams	6	20
Trae Hannibal	2	2	Tevin Brown	9	17
			Nicholas McMullen	4	4
ASSISTS	21-22	CAREER	DaQuan Smith	1	3
Tevin Brown	4	34	DJ Burns	3	3
Justice Hill	6	14	Dionte Bostick	1	1
DaQuan Smith		10	Jordan Skipper-Brown	1	1
Donte Bostic		5			
KJ Williams	1	4			
Hannibal	1	1			

## THE LAST TIME IT HAPPENED

**MSU Player with 40+ Points**

Jonathan Stark (41) TTU, N, W, 2OT, 03-01-2017, OVC Trn  
 Isaac Spencer (42) TSU, H, W, 02-27-2001, OVC Trn Mky  
 De'Teri Mayes (42) Arkansas, N, W, San Juan, 12-25-1997  
 Marcus Brown (45) Wash.-Mo, H, W, 12-16-1995  
 Herb McPherson (44) Middle Tenn., H, W, 02-09-1966  
 Howie Crittenden (41) Middle Tenn., H, W, 12-11-1954  
 Bennie Purcell (41) Ky. Wesleyan, A, L 01-19-1952  
 Garrett Beshear (40) Dayton, H, W, 12-22-1952  
 Garrett Beshear (40) Marshall, A, L, 12-29-1953

**Opponent Player with 40+ Points****MSU Player with 30+ Points**

Tevin Brown (33) Chattanooga, H, W, 12-18-21  
 KJ Williams (32) Cumberland, H, W, 11-09-21  
 Tevin Brown (31) Evansville, A, L, OT, 12-21-19  
 Ja Morant (36) Belmont, N, W, 03-09-19  
 Ja Morant (40) SIUE, H, W, 01-19-19  
 Tevin Brown (31) UT Martin, H, W, 01-10-19  
 Ja Morant (34) Eastern Kentucky, H, W, 01-05-19  
 Ja Motant (38) Alabama, A, L, 11-26-18  
 Jonathan Stark (36) SE Missouri, H, W, 01-04-18  
 Jonathan Stark, (37), Morehead State, N, W, 03-02-17  
 Jonathan Stark, (41), Tenn. Tech, N, W, 2PT, 03-01-17  
 Jonathan Stark, (32) SDSU, A, L, OT, 12-17-16  
 Jeffery Moss, (33) UTM, H, W, 2-27-16  
 Cameron Payne (31) UTM, A, W, 2-28-15  
 Cameron Payne (33) EIU, A, W, 1-22-15  
 Cameron Payne (32) UE, A, W, 12-13-14  
 Jeffery Moss (31), Tenn. Tech, H, W, 1-23-14  
 Isaiah Canaan (31), UT Martin, H, L, 2-28-13  
 Isaiah Canaan (35), Morehead State, A, W, 2OT, 2-20-13

**Opponent 30+ Pts**

Malachi Smith (36), UTC, H, W, 12-18-21  
 Darian Adams (30), JSU, A, L, 02-25-21  
 Terry Taylor (30), APSU, A, L, 12-21-20  
 Parker Stewart (33), UTM, H, W, 01-02-20  
 Tyreese Williford (33), SIUE, A, W, 01-19-19  
 Nick Mayo (36), Eastern Kentucky, H, W, 01-05-19  
 Denzel Mahoney (30), SEMO, A, W, 02-01-18  
 Milik Yarbrough (30), Illinois State, A, W, 12-09-17  
 Nick King (31), Middle Tennessee, H, L, 11-13-17  
 Jacolby Mobley (33), UT Martin, A, L, 02-25-17  
 Mike Daum (39), South Dakota State, A, L, OT, 12-17-16  
 Kenny Gaines (35), Georgia, A, L, 11-20-15  
 D.J. Ballentine (31), Evansville, A, L, 12-13-14  
 Kevin Murphy (31), Tennessee Tech, W, N, 3-2-12

**MSU two players 20+ points**

Brown (22), Hill (20), Memphis, 12-13-21  
 Brown (21), Williams (32), Cumberland, 11-09-21  
 Brown (21), Williams (20), ECU, 02-27-20  
 Brown (29), A. Smith (22), SEMO, 01-18-20  
 Morant (30), Cowart (22), UTM, 02-21-19  
 Morant (23), Cowart (23), EIU, 02-07-19  
 Morant (25), Buchanan (21), Auburn 12-22-18  
 Morant (23), Brown (20), SIU 12-12-18  
 Morant (29), Buchanan (20), MOST 11-24-18  
 Stark (29), Morant (23), SEMO 02-01-18  
 Stark (23), Miller (21), Morehead State 01-25-18  
 Miller (24), Stark (21), Auburn 12-19-17  
 Stark (33), Miller (27), Morehead State 02-08-17  
 Miller (28), Stark (23), Jacksonville State 01-05-17  
 Stark (21), Miller (21), Wright State 12-22-16  
 Croaker (23), Stark (23), MTSU 11-15-16  
 Jones (24), Moss (21), MOR 3-3-16

**MSU three players 20+ points****A UTM 01-10-19**

Brown (31), Morant (26), Buchanan (21)

**H TSU 12-31-16**

Stark (26), Croaker (25), Jones (21)

**A Belmont 2-6-14**

Payne (29), Williams (21) & Sapp (20)

**H UT Martin 1-5-14**

Payne (27), Moss & Williams (20)

**A Lipscomb 11-26-12**

Canaan (32), Wilson (21), Daniel (20)

**H SEMO 2-6-97**

Mayes (23), Rainey (21), Townsend (21)

**MSU two players with 30+ points**

Brown 30, Rainey 30 UT-Martin 2-17-96

**MSU five players in double figure scoring****H MTSU 12-04-21 (5)**

Hannibal (19), Hill & Williams (18), Brown (15), Burns (12)

**H UTM 01-16-21 (5)**

Williams (17), Brown (13), Bostick (11), Robinson & Carter (10)

**H Transylvania (5) 12-15-20**

Carter (14), Brown (12), Whitley (11), Williams & Gilmore (10)

**H Greenville 11-29-20 (9)**

Williams (22), Gilmore (20), McMullen (16), Carter (14), Sivills & Bostick (13), Thomas (12), Kirby (10), Brown (10)

**MSU six players in double figure scoring****H Tenn. Wesleyan 12-15-21 (6)**

Williams (19), Hannibal (18), D. Smith (15), McMullen & Sivills (12), Brown (10)

**H Austin Peay 02-11-17 (6)**

Miller (22), Croaker, McGhee & Dupree (14), Stark 13, Thomas 12.

**MSU Player & Opponent Player With 20 Points**

Tevin Brown (33), Malachi Smith (36), UTC, 12-18-21  
 Chico Carter, Jr. (27), Jr. Clay (20), TTU, 02-27-21  
 Tevin Brown (22), Darian Adams (30), JSU, 02-25-21  
 Chico Carter, Jr. (23), Wendell Green, Jr. (24), ECU, 02-06-21  
 KJ Williams (25), Mark Freeman (22), TSU, 01-28-21  
 Tevin Brown (24), Terry Taylor (27), Austin Peay, 03-06-20  
 Tevin Brown (21), Jomaru Brown (24) ECU, 02-27-20  
 Jaiveon Eaves (21), Jordyn Adams (20) Austin Peay, 02-13-20  
 Tevin Brown (28), Jylan Washington (24), TSU, 02-08-00  
 KJ Williams (20), Tyresse Williford (22), SIUE, 02-01-20  
 Brown (24), Josiah Wallace (24), EIU, 01-30-30  
 Tevin Brown (24), Adam Kunkel (23), Belmont, 01-23-20  
 Tevin Brown (29), DQ Nichols (21), SEMO, 01-18-20  
 Tevin Brown (23), Parker Stewart (33), UT Martin, 01-02-29  
 Tevin Brown (31), Artur Labinowicz, Evansville (24), 12-21-19  
 KJ Williams (23), Cody John, Weber State (20), 11-26-19

**MSU 20 Points & 10 Rebounds**

KJ Williams (28/14) A vs SIUE, 02-15-21  
 KJ Williams (26/11) A vs SE Missouri, 02-01-21  
 KJ Williams (25/16) H vs Tennessee State, 01-28-21  
 Tevin Brown (21/10) H vs Eastern Kentucky, 02-27-20  
 KJ Williams (20/14) H vs Eastern Kentucky, 02-27-20  
 KJ Williams (20/15) H vs SIUE, 02-01-20  
 Anthony Smith (22/10) at SE Missouri, 01-18-20

Ja Morant (25/11) H vs Prairie View, 12-01-18  
 Ja Morant (29/13) H vs Missouri State, 12-01-18  
 Darnell Cowart (22/13) H vs UT Martin, 02-21-19  
 Darnell Cowart (23/12) H vs Eastern Illinois, 02-07-19  
 Terrell Miller (27/17) N vs West Virginia, 03-16-18  
 Terrell Miller (20/12) at Eastern Illinois, 02-22-18  
 Terrell Miller (21/11) H vs Morehead State, 01-25-18  
 Terrell Miller (24/15) H vs Auburn, 12-19-17  
 Terrell Miller (21/10) at Wright State, 11-18-17  
 Terrell Miller (28/10) at Jacksonville State, 01-05-17  
 Terrell Miller (21/11) H vs Wright State, 12-22-16  
 Terrell Miller (27/10) at Ole Miss, 12-15-16  
 Cameron Payne (21/10) H vs Eastern Kentucky, 01-29-15  
 Jarvis Williams (25/14) H vs Texas El Paso, 03-17-15  
 Jarvis Williams (23/10) H vs Morehead State, 03-06-15  
 Jarvis Williams (23/11) H vs SE Missouri, 02-05-15  
 Jarvis Williams (25/11) at Jacksonville State, 01-11-15  
 Jarvis Williams (24/12) H vs Western Kentucky, 12-06-14  
 Jarvis Williams (20/10) N vs Drake, 11-30-14  
 Jarvis Williams (28/12) at Middle Tennessee, 11-18-14  
 Jarvis Williams (20/10) at Missouri State, 03-19-14  
 Jarvis Williams (25/15) at SE Missouri, 03-01-14  
 Jarvis Williams (21/13) at Belmont, 02-16-14  
 Jarvis Williams (28/14) at Austin Peay, 01-31-14  
 Jarvis Williams (20/15) H vs UT Martin, 01-05-14  
 Jarvis Williams (25/13) H vs Bethel (TN), 11-19-13  
 Ed Daniel (21/13) at Austin Peay, 01-12-13  
 Ed Daniel (21/15) at Evansville, 12-08-12  
 Ed Daniel (23/14) Bethel (TN), 12-04-12  
 Ed Daniel (20/18) at Lipscomb, 11-26-12  
 Ed Daniel (20/10) N vs Colorado, 11-18-12  
 Ivan Asla (21/10) at Morgan State, 11-14-11  
 Danero Thomas (23/11) H vs Austin Peay, 02-06-10  
 Bruce Carter (24/12) H vs Tennessee Tech, 03-05-08  
 Cuthbert Victor (22/13) H vs Texas A&M CC, 02-23-04  
 Cuthbert Victor (26/17) H vs Morehead State, 01-31-04  
 Cuthbert Victor (22/15) H vs Eastern Kentucky, 01-29-04  
 Cuthbert Victor (21/12) at Delaware State, 12-28-03  
 Cuthbert Victor (26/20) at Western Kentucky, 12-07-03 OT  
 Cuthbert Victor (22/11) N vs Austin Peay, 03-07-03  
 Cuthbert Victor (23/13) at UT Martin, 03-01-03  
 Cuthbert Victor (25/10) H vs Tennessee State, 02-24-03  
 James Singleton (24/12) H vs Tennessee State, 02-24-03  
 James Singleton (37/18) H vs Eastern Illinois, 02-13-03  
 Chris Shumate (23/10) at Eastern Illinois, 01-18-03  
 Cuthbert Victor (22/12) H vs Eastern Kentucky, 01-25-03  
 James Singleton (28/14) at Tennessee State, 01-27-03  
 James Singleton (20/17) H vs Morehead State, 01-23-03  
 James Singleton (22/11) at SE Missouri, 01-18-03  
 James Singleton (21/11) at Middle Tennessee, 12-16-02  
 Cuthbert Victor (23/13) H vs West Florida, 11-22-02  
 Antoine Whelchel (20/11) at Morehead State, 01-24-02  
 James Singleton (25/18) H vs Eastern Illinois, 02-26-02  
 James Singleton (20/11) at UT Martin, 02-02-02  
 James Singleton (20/15) H vs Gardner Webb, 01-05-02  
 James Singleton (23/14) H vs Tennessee State, 12-20-01  
 James Singleton (21/11) at Louisville, 12-08-01  
 Isaac Spencer (42/15) H vs Tennessee State, 02-27-01  
 Isaac Spencer (26/10) H vs Tennessee Tech, 02-22-01  
 Isaac Spencer (30/12) at Eastern Kentucky, 02-17-01  
 Isaac Spencer (27/13) at Morehead State, 02-15-01  
 Isaac Spencer (22/10) at Eastern Illinois, 01-13-01  
 Isaac Spencer (20/11) H vs UT Martin, 01-06-01  
 Antoine Whelchel (21/10) H vs Western Kentucky, 12-05-00  
 Antoine Whelchel (27/12) H vs Gardner-Webb, 11-20-00  
 Isaac Spencer (23/11) H vs Eastern Illinois, 03-04-00  
 Aubrey Reese (24/12) at SE Missouri, 02-12-00  
 Aubrey Reese (23/12) H vs UT Martin, 02-05-00  
 Ray Cunningham (20/16) H vs Tennessee State, 02-08-00  
 Isaac Spencer (23/12) H vs Austin Peay, 01-18-00  
 Isaac Spencer (21/11) N vs Rhode Island, 12-29-00

## THE LAST TIME IT HAPPENED

Ray Cunningham (25/13) H vs Alabama State, 12-11-99  
 Isaac Spencer (28/11) H vs Detroit Mercy, 12-04-99  
 Ray Cunningham (20/13) H vs Colorado Springs, 11-20-99  
 Isaac Spencer (25/15) H vs Colorado-Springs, 11-20-99

**Last MSU player with a triple-double**

Ja Morant 17p, 11r, 16a vs Marquette 03-21-19  
 Ja Morant 11p, 10r, 10a at MOR 02-28-19  
 Ja Morant 29pts, 13r, 12a, MOST 11-24-18  
 Ja Morant 11pts, 10r, 14a, EIU 12-28-17  
 Isacc Miles 13pts, 10r, 11a, UT Martin 2-23-09

**MSU 15+ rebounds**

DJ Burns (15) MTSU, 12-04-21  
 KJ Williams (16) UT Martin, 02-13-21  
 KJ Williams (16) Belmont, 01-30-21  
 KJ Williams (16) Tennessee State, 01-28-21  
 Anthony Smith (15) Belmont, 01-23-20  
 KJ Williams (16) Eastern Illinois, 01-17-19  
 Terrell Miller (17) West Virginia, 03-16-18  
 Terrell Miller (18) Jacksonville State, 03-02-18  
 Terrell Miller (15) Auburn, 12-19-17  
 Jarvis Williams (15) SEMO, 3-1-14  
 Jarvis Williams (15) TTU, 1-23-14  
 Jarvis Williams (15) UT Martin, 1-05-14  
 Jarvis Williams (18) SEMO, 1-02-14

**MSU 6+ 3-Pointers**

Tevin Brown (7) H Chattanooga, 12-18-21  
 Tevin Brown (6) A Memphis, 12-12-21  
 Tevin Brown (6) H Bellarmine, 11-13-21  
 Tevin Brown (6) A JSU, 02-25-21  
 Tevin Brown (7) A SIUE 02-25-21  
 Tevin Brown (6) A SIUE 02-15-21  
 Tevin Brown (6) H UT Martin 02-13-21  
 Tevin Brown (6) H Tennessee Tech 01-23-21  
 Tevin Brown (6) Cumberland 12-28-19  
 Tevin Brown (9) at UTM 01-10-19  
 Tevin Brown (6) at SIU 12-12-18  
 Ja Morant (6) H MOST 11-24-18  
 Jonathan Stark (6) H ECU 01-27-18  
 Jonathan Stark (7) at JSU 01-11-18  
 Jonathan Stark (6) H UTM 1-06-18  
 Jonathan Stark (7) N Morehead State 3-02-17  
 Jonathan Stark (7) N Tennessee Tech 3-01-17  
 Jonathan Stark (6) at UTM 2-25-17  
 Jonathan Stark (6) H SIUE 2-16-17  
 Jonathan Stark (6) H Morehead State 02-08-17  
 Terrell Miller (6) at Jacksonville State 01-05-17  
 Jonathan Stark (9) at South Dakota State 12-17-16  
 Jonathan Stark (6) at Bowling Green 11-21-16  
 Jeffery Moss (6) H SEMO 2-13-16  
 Jeffery Moss (7) at SEMO 2-4-16  
 Jeffery Moss (6) H TTU, 1-7-16  
 Jeffery Moss (7) TTU H 1-23-14

**Opponent 6+ 3-pointers**

Darian Adams, (7) at Jacksonville State, 02-25-21  
 Jordan Bowden, (6) at Tennessee 11-12-19  
 Demetrius McReynolds (6) Eastern Illinois 02-18-17  
 Jacobly Mobley (7) H UT Martin 02-28-17  
 Kenny Gaines (7) at Georgia 11-20-15  
 Eric McGill (6) at SEMO 02-04-16  
 Kevin Murphy (7) at Tennessee Tech 02-25-12  
 B.J. Miller (6) at Jacksonville State 01-13-11  
 Wes Channels at Austin Peay 01-31-08  
 Lester Hudson at UT Martin 01-19-08  
 J. Robert Merritt (8) N Samford 03-04-06  
 Maurice Hampton (7) H Austin Peay 02-12-05  
 Tim Lewis (6) at Jacksonville State 01-15-05  
 Cameron Crisp (8) Tennessee Tech H 03-02-04

Courtney Pritchard (6) Wagner 11-22-03  
 John Humphrey (6) H Middle Tennessee 01-01-03  
 Toot Young (7) at Chattanooga 12-22-01  
 Brian Chase (7) N Virginia Tech 12-07-01  
 Leigh Gayden (7) H Tennessee Tech 02-22-01  
 Henry Domercant (6) H Eastern Illinois 02-10-01  
 Cary Cochran (6) at Nebraska 12-30-00  
 Kent Williams (6) at Southern Illinois 12-17-00  
 Brett Bohanan (6) H Morehead State 02-19-00  
 Josh Heard (6) H Tennessee Tech 01-29-00

**MSU 10+ assists**

Justice Hill (11) Greenville 11-29-20  
 Ja Morant (16) Marquette 03-21-19  
 Ja Morant (13) APSU, 03-02-19  
 Ja Morant (10) MOR, 02-28-19  
 Ja Morant (12) SEMO, 02-23-19  
 Ja Morant (14) ECU, 02-16-19  
 Ja Morant (11) EIU, 02-07-19  
 Ja Morant (11) JSU, 01-31-19  
 Ja Motant (11) SIUE, 01-19-19  
 Ja Morant (14) SEMO, 01-12-19  
 Ja Morant (18) UT Martin, 01-10-19  
 Ja Morant (10) Eastern Kentucky, 01-05-19  
 Ja Morant (13) Morehead State, 01-03-19  
 Ja Morant (13) Bethel, 12-29-18  
 Ja Morant (10) Evansville, 12-18-18  
 Ja Morant (14) Jackson State, 12-15-18  
 Ja Morant (13) Southern Illinois, 12-12-18  
 Ja Morant (12) Missouri State, 11-24-18  
 Ja Morant (11) Wright State, 11-10-18  
 Ja Morant (10) Austin Peay, 02-08-18  
 Ja Morant (14) Eastern Illinois, 12-28-17  
 Ja Morant (10) Marist, 12-16-17  
 Ja Morant (11) Brescia, 11-10-17  
 Bryce Jones (10) Austin Peay, 2-11-17  
 Bryce Jones (10) South Dakota State 12-17-16  
 Bryce Jones (10) Bowling Green 11-21-16  
 Bryce Jones (10) Houston, 12-02-15  
 Cameron Payne (10) UTEP, 3-17-15  
 Cameron Payne (12) APSU, 1-31-14  
 B.J. Jenkins (10) WKU, 12-18-10

**MSU 5+ steals**

Tevin Brown (5), JSU, 01-21-21  
 Ja Morant (5) TTU, 02-02-19  
 Ja Morant (5) SIUE, 01-19-19  
 Shaq Buchanan (6) Eastern Kentucky, 01-05-19  
 Shaq Buchanan (7) Middle Tennessee , 12-08-18  
 Ja Morant (5) vs Spalding, 11-16-18  
 Ja Morant (5) vs SEMO, 01-04-18  
 Jonathan Stark (5) vs Auburn, 12-19-17  
 Cameron Payne (6) vs ECU, 01-29-14  
 Cameron Payne (6) vs Brescia, 11-20-14  
 Cameron Payne (5) at MTSU, 11-18-14

**MSU 5+ blocks**

Demond Robinson (6) N Belmont 03-07-20  
 Jarvis Williams (6) SIUE, 2-12-15  
 Jarvis Williams (5) H Yale, 04-03-14  
 Jonathan Fairell (5) H Yale, 04-03-14  
 Jarvis Williams (5) H Omaha, 3-24-14  
 Ed Daniel (6) H Tennessee State, 2-9-13  
 Ed Daniel (5) at Lipscomb, 11-26-12  
 Tony Easley (7) H SEMO, 02-16-10  
 Tony Easley (7) at UT Martin, 01-30-10  
 Tony Easley (6) H Tennessee State, 03-02-10  
 Tony Easley (6) at SEMO, 01-23-10  
 Tony Easley (5) H Eastern Illinois, 01-11-10  
 Tony Easley (5) N James Madison, 11-20-09  
 Pearson Griffith (8) H UT Martin, 02-28-06

Pearson Griffith (7) at San Antonio, 12-03-05  
 Pearson Griffith (5) H San Antonio, 12-01-04  
 Cuthbert Victor (6) H Corpus Christi, 02-23-04  
 Cuthbert Victor (6) H Eastern Kentucky, 01-29-04  
 Cuthbert Victor (5) H Chicago State, 12-13-03  
 Andi Hornig (5) at Eastern Illinois, 02-04-04  
 Cuthbert Victor (6) at Eastern Kentucky, 02-20-03  
 James Singleton (5) H Indiana State, 12-19-02

**Last MSU game two players double-double**

KJ Williams 18p/12r & DJ Burns 12p/15r  
 H MTSU, 12-04-21

Anthony Smith 17p/11r, & KJ Williams 15p/11r,  
 H APSU, 02-29-20

KJ Williams 20p/14r & Tevin Brown 21p/10r  
 h vs ECU 02-27-20

Ja Morant 23p/12a & Darnell Cowart 12p/12r  
 h vs SEMO 02-23-19

Jalen Dupree 12pts/13reb & Terrell Miller 16pts/11reb  
 at Belmont 01-18-18

Bryce Jones 14pts/10reb & Wayne Langston 13pts/11 reb  
 12-02-15 Houston

Jarvis Williams 25pts/14reb & Cameron Payne 14pts/10a  
 3-17-15 UTEP

**Last MSU game three players double-double**

Kennedy, 14pts/12 reb, Griffith, 11 pts/11/reb, Redding,  
 10pts/10 reb Morehead State 12-10-05

**Last MSU game of two players with 10-plus rebounds**

Burns (11), McMullen (10), H TWU, 12-15-21  
 Burns (15), Williams (12), H MTSU, 12-04-21  
 A. Smith (11), Williams (11), H APSU, 02-29-20  
 A. Smith (12), Williams (15), H SIUE, 02-01-20  
 Cowart (12), Brown (11) H EIU, 02-07-19  
 Miller (10), McGhee (10) TTU 03-01-17 OVC Tournament  
 Fairell (10), Sapp (10) H SIUE 02-12-15  
 Daniel (18), Garrett (10) H TSU 02-9-17  
 Victor (13), Singleton (13) at UTM 03-01-03

**MSU scores 100+ points**

Home vs Tennessee Wesleyan W 118-48, 12-15-21  
 Home vs Cumberland W 109-77, 11-09-21  
 Home vs Greenville W 173-95, 11-29-20  
 Home vs Tennessee State W 100-62, 01-26-19  
 Home vs Bethel W 110-82, 12-29-18  
 Home vs Spalding W 106-36, 11-16-18  
 Home vs Marist W 100-63, 12-16-17  
 Home vs Brescia W 118-61, 11-10-17  
 Home vs Austin Peay W 102-58 02-11-17  
 Away vs Morehead State L 101-100 OT 02-08-17  
 Home vs Bethel W 103-65 12-12-16  
 Home vs Brescia W 101-75 12-30-15

**Opponent scored 100+ points**

at Morehead State L 101-100 OT 2-08-17

**Last MSU 10-plus winning streak**

(13) From 01-20-18 through 03-03-18

**MSU 5-game losing streak (Overall)**

(L5) 12-02-15 through 12-22-15, Houston, Evansville, Illinois State, SIU, Wright State

## THE LAST TIME IT HAPPENED

(L6) 12-21-1991 through 1-11-1992, Western Kentucky, Evansville, Missouri, Arkansas State, Texas, APSU

(L5) 12-02-1989 through 12-16-1989, Saint Louis, Eastern Illinois, Southern Illinois **3OT**, Georgia Southern, Evansville

(L6) 02-02-1987 through 02-21-1987, New Orleans, Morehead State **OT**, Eastern Kentucky, Tennessee Tech, Middle Tennessee, Akron

**MSU 5-game losing streak (OVC)**

(L5) 02-07-1987 through 02-21-1987, Morehead State **OT**, Eastern Kentucky, Tennessee Tech, Middle Tennessee, Akron

**MSU buzzer beaters**

Ja Morant H Evansville, MSU won 66-64  
Contested lay up down the lane  
12-18-18 at CFSB Center, Murray, Ky.

Danero Thomas vs Vanderbilt, MSU won 66-54  
Jumper from the elbow off out of bounds play  
03-18-10 at NCAA Tournament in San Jose, Calif.

Isacc Miles H Austin Peay, MSU won 65-63  
Jumper just inside 3-point line from left wing  
02-06-10 at CFSB Center, Murray, Ky.

Antoine Whelchel vs Tennessee State, MSU won 67-66  
3-point shot from just inside half court  
02-20-01 at CFSB Center, Murray, Ky.

Aubrey Reese vs SE Missouri, MSU won 62-61  
Length of the floor run & contested 15-foot jumper  
02-28-99 OVC Tournament finals in Nashville, Tenn.

Aubrey Reese at SE Missouri, MSU won 71-70  
Length of the floor run & runner in the lane  
01-14-99 at Show Me Center, Cape Girardeau, Mo.

**Opponent buzzer beaters (Final shot of the game)**

Trey Freeman at Old Dominion, MSU lost 72-69  
Running , 3-pointer after length of the floor run  
3-25-15 at Norfolk, Va., NIT Quarterfinals

Travis Peterson at Samford,  
Disputed play clock didn't start with 0.7 on clock & a 3-point basket was made  
12-20-07 at Hanna Center, Birmingham, Ala.

Brandon Heath vs San Diego State  
half-court shot at Saint Mary's Tournament  
11-10-06 at Moraga, Calif., McKeon Pavilion

**Last MSU player unable to shoot free throws**

Ja Morant, replaced by Brion Sanchious, 12-15-18 vs Jackson State

Ed Daniel, replaced by Ivan Aska vs Eastern Illinois, 1-20-11

**Last time MSU did not have a player in double-figure scoring and won:**

Eastern Illinois, Home 11-25-06, 53-50

**Last time MSU did not have a player in double-figure scoring and lost:**

vs Evansville, away, 12-10-16, 78-46  
vs Tennessee, away, 12-1-06, 89-64

**Perfect game from the free throw line for MSU player:**

minimum of 8 attempts  
8-8, KJ Williams vs TSU 01-25-20  
21-21, Ja Morant vs SIUE 01-19-19  
12-12, Jonathan Stark vs MOR 01-25-18  
14-14, Jonathan Stark vs SEMO 01-04-18  
8-8, Jonathan Stark vs SIUE 12-30-17  
9-9, Ja Morant vs MTSU 11-13-17  
10-10, Bryce Jones vs TSU 1-16-16  
14-14, Cameron Payne vs UTM 1-5-14  
14-14, Jeffery McClain vs St. Catharine, 11-29-08  
13-13, Trey Pearson vs SIUE, 11-20-04

**Perfect from the free throw line for opposing player:**

7-7, Malachi Smith, UTC, 12-18-21  
10-10, Mark Freeman, TSU, 01-28-21  
6-6, Josiah Wallace, EIU, 01-07-21  
6-6, Junior Clay, TTU, 01-11-20  
10-10, Parker Stewart, UTM, 01-02-20  
10-10, Jomaru Brown, Eastern Kentucky 02-16-19  
11-11, Tyreese Williford, SIUE, 01-19-19  
16-16, Mike Daum, S. Dakota State, 12-17-16  
15-15, Torrance Row, TTU, 1-7-16  
12-12, Nick Murphy, Jacksonville State 1-14-10  
12-12, Roy Booker, Southeast Missouri 1-28-06

**Last best perfect FG game for MSU player**

5-5 Demond Robinson H vs UT Martin, 02-13-21  
5-5 KJ Williams A vs Austin Peay, 12-21-20  
7-7 Devin Gilmore H vs Southeast Missouri, 01-04-20  
7-7 KJ Williams H vs Morehead State, 01-03-19  
7-7 Devin Gilmore H vs Spalding, 11-16-18  
9-9, Jarvis Williams at ECU, 1-8-14  
9-9, Ivan Aska vs UMSL, 11-14-09  
8-8, Jeffery McClain vs EIU, 1-11-10  
7-7, Jarvis Williams at Belmont 2-6-14  
7-7, Kevin Thomas vs UT Martin, 1-5-09  
6-6, Brandon Garrett vs Old Dominion, 11-24-12

**MSU consecutive games with a made 3-point basket****Current Streaks**

6, Tevin Brown, 2021-22

**Past Streaks**

40 Isaiah Canaan, 2012-13  
23 Jonathan Stark, 2017-18  
21, Tevin Brown, 2021-22  
21 Jonathan Stark, 2016-17  
20 Cameron Payne, 2014-15  
18 Jonathan Stark, 2017-18  
14 Tevin Brown, 2019-20

**Last four-point play by MSU:**

Tevin Brown vs Chattanooga 12-18-21. 1H. was fouled on a 3-point try. He hit the three and made the free throw.

Tevin Brown was fouled on a 3-point try in the first half of the OVC Tournament semifinal game vs APSU 03-06-20. He hit the three and made the free throw.

DaQuan Smith was fouled on a 3-point try in the second half with 18:31 left. He made the shot and hit the free throw against Tennessee State (01-25-20)

Shaq Buchanan hit a 3 and was fouled H vs EIU 02-07-19 and hit the FT in the second half.

Jonathan Stark hit a 3 and was fouled at TTU in the second half 2018.

Bryce Jones hit a 3 and was fouled at home vs UT Martin

01-28-17

Jonathan Stark hit a 3 and was fouled at South Dakota State 12-17-16

Gee McGhee hit a 3 and was fouled vs Evansville 12-05-15

Jarvis Williams made basket and was fouled. He missed FT, scored off his own miss at MTSU 11-18-14

Isaiah Canaan made a three-pointer and was fouled, and made the FT vs SDSU, 2-23-13

**Last four-point play by opponent**

Jared Harper hit a 3-pointer and was fouled. He made the free throw with :50 remaining in the first half.

Treysaad Williams scored and was fouled. Missed the free throw, Ronnye Beamon rebounded the ball and scored for a 4-point play for a 77-74 lead at Morehead State 02-08-17.

Ali, Ismail, Bowling Green, 11-21-16  
Casey Teson, EIU 2-25-16  
Travis Betran, APSU 1-12-13  
Dewayne Wright, Eastern Illinois, 1-11-10

**MSU 10+ made three-point baskets**

(11) Chattanooga, 12-18-21  
(13) Tennessee Wesleyan, 12-15-21  
(14) Memphis, 12-10-21  
(12) Long Beach, 11-23-21  
(13) Cumberland, 11-13-21  
(13) JSU, 02-25-21  
(13) SIUE 02-20-21  
(12) SIUE, 02-15-21  
(11) Morehead State, 02-04-21  
(12) SEMO, 02-01-21  
(10) Belmont, 01-30-21  
(11) Tennessee Tech, 01-23-21  
(13) Jacksonville State, 01-21-21  
(10) UT Martin, 01-16-21  
(12) Belmont, 01-23-20  
(10) UT Martin, 01-02-20  
(15) UT Martin, 01-10-19  
(10) Cumberland, 12-28-19  
(10) SEMO, 02-23-19  
(11) Auburn, 12-22-18  
(11) SIU, 12-12-18  
(11) SEMO, 02-01-18  
(11) ECU, 01-27-18  
(11) TSU, 01-20-18  
(10) JSU, 01-11-18  
(10) SIUE, 12-30-17  
(10) Marist, 12-16-17  
(12) Wright State, 11-28-17  
(13) Brescia, 11-10-17  
(10) UT Martin 03-03-17  
(12) Morehead State 03-02-17  
(13) Morehead State 02-08-17  
(10) UT Martin 01-28-17  
(13) Jacksonville State 01-05-17  
(17) South Dakota State, 12-17-16  
(13) SIU, 11-29-16  
(14) SEMO, 2-13-16  
(14) Tulsa, 3-23-15  
(14) SEMO, 3-1-14  
(15) Tennessee Tech, 1-23-14  
(15) at Eastern Illinois, 02-16-13

**Opponent 10+ made three-point baskets**

THE LAST TIME IT HAPPENED

(13) Middle Tennessee, 12-04-21  
(11) Cumberland, 11-13-21  
(10) Tennessee Tech, 02-27-21  
(13) Jacksonville State, 02-25-21  
(10) Belmont, 02-30-21  
(17) Greenville, 11-29-20  
(12) Belmont, 01-23-20  
(10) UT Martin, 01-02-20  
(14) La Salle, 11-25-19  
(12) Tennessee, 11-12-19  
(11) Florida State, 03-23-19  
(10) SEMO, 02-23-19  
(12) Eastern Illinois, 02-07-19  
(12) Morehead State, 01-03-19  
(13) Auburn, 12-22-18  
(14) Belmont, 01-18-18  
(12) Auburn, 12-19-17  
(12) Illinois State, 12-09-17  
(11) UT Martin, 03-03-17  
(10) Tenn. Tech, 03-01-17  
(12) SEMO, 02-23-17  
(15) Eastern Illinois, 02-18-17  
(10) Morehead State, 02-08-17  
(10) Austin Peay, 01-21-17  
(10) Eastern Illinois 01-12-17  
(13) Brescia 12-29-16

**MSU failed to hit a three-pointer in a game**  
0-15, Austin Peay, 3-6-09  
0-15, Wright State, 12-22-08  
0-7, Samford, 12-21-06, broke a streak of 581 games

**Opponent failed to hit a three-pointer in a game**  
(Regular Season)  
0-7, Tennessee Tech, 2-10-11 (span of 660 games)  
0-3, Middle Tennessee, 1-30-89

**Opponent failed to hit a three-pointer in a game**  
(Post Season)  
0-2, Eastern Illinois, 3-5-10, OVC Tournament

**Last time trailing with 5:00 remaining and win**  
A TTU 02-02-19 down 63-60 -3, won 67-60  
H UE 12-18-18 down 56-51 -5, won  
H ISU 11-11-16 down 57-55 -2, won 73-70  
H AAMU 11-28-15 down -4, won 63-61  
A SEMO 2-14-15 down -9, won 94-92 OT  
H EKU, 1-29-15 down -5, won 85-78 OT  
A MOSU, 3-19-14 down -2, won 66-63  
H UE, 12-4-13 down -2, won 65-63  
A EKU, 12-2-10 down -2, won 74-72  
N Vandy, 3-18-10 down -1, won 66-65 (NCAA)

**Last time leading with 5:00 remaining and lost**  
H BEL, 01-30-21 up 63-61 +2 lost 72-71  
N BEL, 03-07-20 up 67-65 +2 lost 76-75  
A EIU, 02-20-20 up 54-28 +16 lost 63-60  
H APSU, 02-06-16 up 62-58 +4 lost 76-73  
A TSU, 1-16-16 up 65-60 +5 lost 73-71  
H EIU, 1-20-11 up +5 and lost 61-60  
A MOR, 12-06-08 up +5 and lost 79-74

**Last time trailing or tied with 2:00 remaining and win**  
LAS, N, 11-25-19 down 67-65, won 69-68  
TTU, A, 02-02-19 down 60-59, won 67-60  
UE, H, 12-18-18 down 61-59, won 66-64  
SEMO, A, 2-14-15 down 78-75, won 94-92 OT  
EKU H, 1-29-15 down 68-65, won 85-78 OT  
MOSU, A, 3-19-14 down 63-62, won 66-63

**Last time leading 2:00 remaining and lost**  
BEL, N, 03-07-20 up 73-71, lost 76-75

EIU, A, 02-20-20 up 55-39, lost 63-60

**Recent MSU Halftime Deficit Overcome To Win**  
14, MSU trailed at Memphis 40-26, won 74-72, 12-10-21  
14, MSU trailed at APSU 37-23, won 73-64, 02-24-18  
16, MSU trailed at TSU 42-26, won 86-83, 01-04-07  
11, MSU Trained vs SIUE 34-23, won 70-61, 01-19-13  
12, MSU trailed at APSU 38-24, won 82-73, 02-12-05  
13, MSU trailed vs SIU 38-25, won 68-64, 12-17-03

# 2021-22 MURRAY STATE MEN'S BASKETBALL

## MURRAY STATE OVERTIME GAMES (SINCE 1983)

Date	Opponent	H/A/N	W/L	Score	Span	Tot	Notes
11-29-1983	*Tennessee State	Home	Won	65-58	---	---	
02-03-1984	*Austin Peay	Home	Won	90-85	16	---	
01-14-1985	*Youngstown State	Home	Won	66-62	25	---	
02-09-1985	*Tennessee Tech	Away	Lost	51-53	8	2OT	
12-16-1985	Bowling Green	Home	Won	70-63	14	---	
12-05-1986	Southern Cal	Neutral	Lost	53-54	25	---	Wendy's Classic, Bowling Green, Ky.
02-07-1987	*Morehead State	Home	Lost	72-84	17	---	
01-05-1988	Memphis State	Away	Lost	70-76	18	---	
01-09-1989	Lamar	Home	Won	80-78	34	---	
12-09-1989	Southern Illinois	Home	Lost	108-114	20	3OT	
12-29-1989	Texas-San Antonio	Neutral	Won	107-101	4	---	Lamar Invitational, Beaumont, Texas
02-19-1990	*Tennessee State	Home	Won	90-89	13	---	
03-15-1990	Michigan State	Neutral	Lost	71-75	8	---	NCAA Tournament, Knoxville, Tenn.
12-28-1990	South Alabama	Neutral	Won	88-78	13	---	BMA Holiday Classic, Kansas City, Mo.
02-08-1992	*Morehead State	Away	Won	93-91	41	---	
02-17-1992	*Tennessee Tech	Home	Won	103-99	3	---	
12-19-1992	Evansville	Away	Won	87-78	11	---	
01-09-1993	*Austin Peay	Away	Won	82-76	6	---	
01-30-1993	*Tennessee Tech	Home	Won	117-112	7	---	
03-01-1997	*Austin Peay	Neutral	Won	88-85	129	---	OVC Tournament Final, Nashville, Tenn.
01-03-1998	*Middle Tennessee	Away	Won	76-71	49	---	
12-30-1998	Florida State	Neutral	Lost	76-80	32	---	Rainbow Classic, Honolulu, Hawaii
02-13-1999	*#Eastern Illinois	Home	Won	94-89	15	2OT	
01-18-2000	*Austin Peay	Home	Lost	75-77	22	---	
01-22-2000	*Morehead State	Away	Won	87-86	2	---	
12-08-2000	Ala.-Birmingham	Home	Won	84-72	21	---	
02-06-2001	*Austin Peay	Home	Lost	79-84	16	---	
01-24-2002	*Morehead State	Away	Lost	83-92	27	---	
02-07-2003	*Austin Peay	Neutral	Lost	56-59	44	---	OVC Tournament Semi, Nashville, Tenn.
12-07-2003	Western Kentucky	Away	Won	100-95	7	2OT	
01-08-2004	*Eastern Kentucky	Home	Won	80-78	42	---	
11-19-2005	Cincinnati	Away	Lost	75-79	17	---	Season Opener
12-03-2005	Texas-San Antonio	Away	Won	89-79	2	---	
02-02-2006	*Austin Peay	Away	Won	69-68	17	---	
12-07-2006	*Eastern Kentucky	Away	Lost	66-72	21	---	
01-04-2007	*Tennessee State	Away	Won	86-83	4	---	
02-14-2007	*Tennessee State	Home	Lost	64-60	11	---	
01-03-2008	*Eastern Illinois	Away	Lost	83-80	16	---	
01-31-2008	*Austin Peay	Away	Lost	92-87	9	---	
02-28-2009	*Eastern Kentucky	Home	Won	70-65	37	---	
11-26-2011	Southern Miss	Neutral	Won	90-81	44	2OT	Great Alaska Shootout, Anchorage, Alaska
02-02-2013	*Austin Peay	Home	Won	75-68	48	---	
02-20-2013	*Morehead State	Away	Won	106-100	5	2OT	
03-09-2013	*Belmont	Neutral	Lost	70-68	5	---	OVC Tournament Final, Nashville, Tenn.
03-01-2014	*Southeast Missouri	Away	Lost	118-115	28	2OT	Final game of the regular season
01-29-2015	*Eastern Kentucky	Home	Won	85-78	28	---	MSU pushed win streak to 16
02-14-2015	*Southeast Missouri	Away	Won	94-92	5	---	MSU Pushed win streak to 21
12-05-2015	Evansville	Home	Lost	85-81	22	---	
11-29-2016	Southern Illinois	Away	Lost	89-85	29	---	1st OT at SIU, 1st since 1989 at MSU
12-17-2016	South Dakota State	Away	Lost	88-84	5	---	Stark ties MSU record with nine 3-point baskets
01-21-2017	*Austin Peay	Away	Lost	84-81	9	---	1st loss at APSU since 2009. Broke 6-gm win streak.
02-08-2017	*Morehead State	Away	Lost	101-100	4	---	Jonathan Stark career-high 33 points.
03-01-2017	*Tennessee Tech	Neutral	Won	85-84	6	2OT	OVC Tournament 1st Round. Stark 41 points.
12-21-2019	Evansville	Away	Lost	78-76	78	---	Tevin Brown 31 points.
01-18-2020	Southeast Missouri	Away	Won	96-91	7	---	Matt McMahon 100th win

\* OVC Game

# 2021-22 MURRAY STATE MEN'S BASKETBALL

## 2021-22 MSU SEASON BOX SCORE

### Game Records

Record	Overall	Home	Away	Neutral
ALL GAMES	10-1	6-0	2-0	2-1
CONFERENCE	0-0	0-0	0-0	0-0
NON-CONFERENCE	10-1	6-0	2-0	2-1

### Score by Periods

Team	1st	2nd	OT	TOT
Murray St.	428	518	0	946
Opponents	345	371	0	716

### Team Box Score

No.	Player				Total		3-Point		F-Throw		Rebounds													
		GP-GS	MIN	AVG	FG-FGA	FG%	3FG-3FGA	3FG%	FT-FTA	FT%	OFF	DEF	TOT	AVG	PF	DQ	A	TO	BLK	STL	PTS	AVG		
10	BROWN, Tevin	11-11	375:07	34.1	70-143	.490	40-90	.444	28-36	.778	5	58	63	5.7	16	0	40	23	9	15	208	18.9		
0	WILLIAMS, KJ	11-11	291:55	26.5	77-138	.558	11-36	.306	19-31	.613	25	52	77	7.0	22	0	8	21	5	8	184	16.7		
14	HILL, Justice	11-11	303:53	27.6	49-100	.490	20-46	.435	16-21	.762	2	17	19	1.7	17	0	55	17	1	12	134	12.2		
2	HANNIBAL, Trae	11-0	228:17	20.8	41-76	.539	0-3	.000	36-50	.720	13	38	51	4.6	16	0	28	23	0	17	118	10.7		
55	BURNS, DJ	11-11	275:05	25.0	31-48	.646	0-1	.000	10-18	.556	40	40	80	7.3	19	0	11	11	5	11	72	6.5		
32	MCMULLEN, Nicholas	11-0	145:27	13.2	27-37	.730	0-0	.000	8-19	.421	16	22	38	3.5	21	1	3	8	7	2	62	5.6		
13	COLLINS, Carter	11-11	251:60	22.9	22-63	.349	10-40	.250	5-6	.833	5	20	25	2.3	18	0	12	11	0	10	59	5.4		
33	SIVILLS, Jackson	4-0	34:40	8.7	7-14	.500	4-8	.500	3-6	.500	3	3	6	1.5	1	0	1	2	1	3	21	5.3		
31	SKIPPER-BROWN, Jordan	11-0	121:00	11.0	17-27	.630	1-1	1.000	5-12	.417	5	17	22	2.0	20	1	6	10	4	3	40	3.6		
4	BOSTICK, Dionte	4-0	29:52	7.5	4-9	.444	0-2	.000	3-4	.750	0	2	2	0.5	4	0	6	2	0	2	11	2.8		
25	THOMAS, Rodriguez	4-0	24:00	6.0	4-11	.364	3-7	.429	0-0	.000	1	6	7	1.8	4	0	2	3	0	0	11	2.8		
1	SMITH, DaQuan	10-0	118:45	11.9	9-27	.333	6-20	.300	2-3	.667	6	12	18	1.8	8	0	5	3	1	6	26	2.6		
Team											18	8	26					5						
Total		11	2200		358-693	.517	95-254	.374	135-206	.655	139	295	434	39.5	166	2	177	139	33	89	946	86.0		
Opponents		11	2200		260-629	.413	82-254	.323	114-170	.671	100	229	329	29.9	185	4	104	169	34	68	716	65.1		

### Team Statistics

	MSU	OPP
<b>Scoring</b>	<b>946</b>	<b>716</b>
Points per game	86.0	65.1
Scoring margin	+20.9	-
<b>Field goals-att</b>	<b>358-693</b>	<b>260-629</b>
Field goal pct	.517	.413
<b>3 point fg-att</b>	<b>95-254</b>	<b>82-254</b>
3-point FG pct	.374	.323
3-pt FG made per game	8.6	7.5
<b>Free throws-att</b>	<b>135-206</b>	<b>114-170</b>
Free throw pct	.655	.671
F-Throws made per game	12.3	10.4
<b>Rebounds</b>	<b>434</b>	<b>329</b>
Rebounds per game	39.5	29.9
Rebounding margin	+9.5	-
<b>Assists</b>	<b>177</b>	<b>104</b>
Assists per game	16.1	9.5
<b>Turnovers</b>	<b>139</b>	<b>169</b>
Turnovers per game	12.6	15.4
Turnover margin	+2.7	-
Assist/turnover ratio	1.3	0.6
<b>Steals</b>	<b>89</b>	<b>68</b>
Steals per game	8.1	6.2
<b>Blocks</b>	<b>33</b>	<b>34</b>
Blocks per game	3.0	3.1
<b>Winning streak</b>	<b>7</b>	<b>-</b>
Home win streak	6	-
<b>Attendance</b>	<b>17180</b>	<b>16511</b>
Home games-Avg/Game	6-2863	2-8256
Neutral site-Avg/Game	-	3-247

### Team Results

Date	Opponent		Score	Att.
11/09/2021	Cumberland (TN)	W	109-77	3109
11/13/2021	Bellarmine	W	78-59	3613
11/16/2021	at Illinois St.	W	77-65	2904
11/22/2021	vs ETSU	L	58-66	317
11/23/2021	vs Long Beach St.	W	80-43	307
11/24/2021	vs James Madison	W	74-62	117
11/29/2021	Campbellsville	W	98-61	2829
12/04/2021	Middle Tenn.	W	93-87	4114
12/10/2021	at Memphis	W	74-72	13607
12/15/2021	Tenn. Wesleyan	W	118-48	3515
12/18/2021	Chattanooga	W	87-76	0

# 2021-22 MURRAY STATE MEN'S BASKETBALL

## 2021-22 MSU SEASON BOX SCORE (NCAA D-I ONLY)

### Game Records

Record	Overall	Home	Away	Neutral
ALL GAMES	7-1	3-0	2-0	2-1
CONFERENCE	0-0	0-0	0-0	0-0
NON-CONFERENCE	7-1	3-0	2-0	2-1

### Score by Periods

Team	1st	2nd	OT	TOT
Murray St.	271	350	0	621
Opponents	246	284	0	530

### Team Box Score

No.	Player				Total		3-Point		F-Throw		Rebounds											
		GP-GS	MIN	AVG	FG-FGA	FG%	3FG-3FGA	3FG%	FT-FTA	FT%	OFF	DEF	TOT	AVG	PF	DQ	A	TO	BLK	STL	PTS	AVG
10	BROWN, Tevin	8-8	295:08	36.9	53-110	.482	31-68	.456	20-24	.833	3	43	46	5.8	11	0	28	18	7	12	157	19.6
0	WILLIAMS, KJ	8-8	228:14	28.5	53-105	.505	5-25	.200	13-23	.565	20	39	59	7.4	19	0	6	17	4	7	124	15.5
14	HILL, Justice	8-8	233:02	29.1	38-81	.469	18-40	.450	9-13	.692	2	13	15	1.9	13	0	33	13	1	9	103	12.9
2	HANNIBAL, Trae	8-0	179:53	22.5	28-60	.467	0-3	.000	26-38	.684	11	27	38	4.8	12	0	17	19	0	14	82	10.3
13	COLLINS, Carter	8-8	186:16	23.3	17-46	.370	8-28	.286	3-4	.750	4	15	19	2.4	13	0	6	9	0	9	45	5.6
55	BURNS, DJ	8-8	217:52	27.2	17-30	.567	0-1	.000	7-14	.500	27	28	55	6.9	10	0	10	9	4	6	41	5.1
32	MCMULLEN, Nicholas	8-0	95:57	12.0	15-21	.714	0-0	.000	5-9	.556	11	7	18	2.3	14	1	3	7	5	1	35	4.4
33	SIVILLS, Jackson	1-0	05:04	5.1	1-2	.500	0-1	.000	1-2	.500	0	0	0	0.0	0	0	0	0	0	1	3	3.0
31	SKIPPER-BROWN, Jordan	8-0	85:23	10.7	9-16	.563	0-0	.000	5-10	.500	2	9	11	1.4	16	1	4	7	2	2	23	2.9
4	BOSTICK, Dionte	2-0	09:35	4.8	1-3	.333	0-1	.000	0-0	.000	0	0	0	0.0	2	0	2	1	0	1	2	1.0
1	SMITH, DaQuan	7-0	59:50	8.5	2-13	.154	2-11	.182	0-0	.000	4	3	7	1.0	5	0	1	2	0	0	6	0.9
25	THOMAS, Rodriguez	1-0	03:47	3.8	0-1	.000	0-0	.000	0-0	.000	0	0	0	0.0	3	0	0	2	0	0	0	0.0
Team											15	4	19					5				
Total		8	1600		234-488	.480	64-178	.360	89-137	.650	99	188	287	35.9	118	2	110	109	23	62	621	77.6
Opponents		8	1600		198-442	.448	58-180	.322	76-114	.667	73	175	248	31.0	133	4	83	127	27	50	530	66.3

### Team Statistics

	MSU	OPP
<b>Scoring</b>	<b>621</b>	<b>530</b>
Points per game	77.6	66.3
Scoring margin	+11.4	-
<b>Field goals-att</b>	<b>234-488</b>	<b>198-442</b>
Field goal pct	.480	.448
<b>3 point fg-att</b>	<b>64-178</b>	<b>58-180</b>
3-point FG pct	.360	.322
3-pt FG made per game	8.0	7.3
<b>Free throws-att</b>	<b>89-137</b>	<b>76-114</b>
Free throw pct	.650	.667
F-Throws made per game	11.1	9.5
<b>Rebounds</b>	<b>287</b>	<b>248</b>
Rebounds per game	35.9	31.0
Rebounding margin	+4.9	-
<b>Assists</b>	<b>110</b>	<b>83</b>
Assists per game	13.8	10.4
<b>Turnovers</b>	<b>109</b>	<b>127</b>
Turnovers per game	13.6	15.9
Turnover margin	+2.3	-
Assist/turnover ratio	1.0	0.7
<b>Steals</b>	<b>62</b>	<b>50</b>
Steals per game	7.8	6.3
<b>Blocks</b>	<b>23</b>	<b>27</b>
Blocks per game	2.9	3.4
<b>Winning streak</b>	<b>5</b>	<b>-</b>
Home win streak	3	-
<b>Attendance</b>	<b>7727</b>	<b>16511</b>
Home games-Avg/Game	3-2576	2-8256
Neutral site-Avg/Game	-	3-247

### Team Results

Date	Opponent		Score	Att.
11/13/2021	Bellarmine	W	78-59	3613
11/16/2021	at Illinois St.	W	77-65	2904
11/22/2021	vs ETSU	L	58-66	317
11/23/2021	vs Long Beach St.	W	80-43	307
11/24/2021	vs James Madison	W	74-62	117
12/04/2021	Middle Tenn.	W	93-87	4114
12/10/2021	at Memphis	W	74-72	13607
12/18/2021	Chattanooga	W	87-76	0

# 2021-22 MURRAY STATE MEN'S BASKETBALL

## 2021-22 MSU SEASON BOX SCORE (LAST THREE GAMES)

### Game Records

Record	Overall	Home	Away	Neutral
ALL GAMES	3-0	2-0	1-0	0-0
CONFERENCE	0-0	0-0	0-0	0-0
NON-CONFERENCE	3-0	2-0	1-0	0-0

### Score by Periods

Team	1st	2nd	OT	TOT
Murray St.	113	166	0	279
Opponents	102	94	0	196

### Team Box Score

No.	Player				Total		3-Point		F-Throw		Rebounds											
		GP-GS	MIN	AVG	FG-FGA	FG%	3FG-3FGA	3FG%	FT-FTA	FT%	OFF	DEF	TOT	AVG	PF	DQ	A	TO	BLK	STL	PTS	AVG
10	BROWN, Tevin	3-3	99:39	33.2	22-48	.458	15-35	.429	6-6	1.000	2	20	22	7.3	3	0	12	6	3	5	65	21.7
14	HILL, Justice	3-3	75:54	25.3	15-27	.556	8-12	.667	4-6	.667	2	5	7	2.3	4	0	17	6	0	4	42	14.0
0	WILLIAMS, KJ	3-3	70:43	23.6	18-34	.529	1-11	.091	3-3	1.000	4	15	19	6.3	9	0	1	6	1	2	40	13.3
33	SIVILLS, Jackson	1-0	15:20	15.3	4-7	.571	3-4	.750	1-2	.500	2	1	3	3.0	0	0	0	1	1	0	12	12.0
2	HANNIBAL, Trae	3-0	59:01	19.7	11-19	.579	0-0	.000	9-14	.643	3	5	8	2.7	2	0	6	9	0	5	31	10.3
25	THOMAS, Rodriguez	1-0	10:39	10.7	3-5	.600	3-4	.750	0-0	.000	0	5	5	5.0	0	0	2	1	0	0	9	9.0
13	COLLINS, Carter	3-3	70:32	23.5	7-17	.412	4-13	.308	3-3	1.000	0	2	2	0.7	6	0	4	4	0	1	21	7.0
32	MCMULLEN, Nicholas	3-0	47:57	16.0	8-12	.667	0-0	.000	2-4	.500	5	6	11	3.7	9	1	1	3	3	1	18	6.0
55	BURNS, DJ	3-3	78:59	26.3	6-9	.667	0-0	.000	3-6	.500	14	12	26	8.7	5	0	6	1	1	3	15	5.0
1	SMITH, DaQuan	3-0	39:31	13.2	6-13	.462	3-8	.375	0-1	.000	3	5	8	2.7	3	0	3	0	1	4	15	5.0
31	SKIPPER-BROWN, Jordan	3-0	17:51	6.0	4-5	.800	1-1	1.000	0-0	.000	3	2	5	1.7	4	0	2	3	1	0	9	3.0
4	BOSTICK, Dionte	2-0	13:54	7.0	1-4	.250	0-1	.000	0-0	.000	0	1	1	0.5	0	0	5	2	0	1	2	1.0
Team											6	2	8									
Total		3	600		105-200	.525	38-89	.427	31-45	.689	44	81	125	41.7	45	1	59	42	11	26	279	93.0
Opponents		3	600		72-179	.402	21-67	.313	31-45	.689	31	57	88	29.3	48	2	29	45	7	24	196	65.3

### Team Statistics

	MSU	OPP
<b>Scoring</b>	<b>279</b>	<b>196</b>
Points per game	93.0	65.3
Scoring margin	+27.7	-
<b>Field goals-att</b>	<b>105-200</b>	<b>72-179</b>
Field goal pct	.525	.402
<b>3 point fg-att</b>	<b>38-89</b>	<b>21-67</b>
3-point FG pct	.427	.313
3-pt FG made per game	12.7	7.0
<b>Free throws-att</b>	<b>31-45</b>	<b>31-45</b>
Free throw pct	.689	.689
F-Throws made per game	10.3	10.3
<b>Rebounds</b>	<b>125</b>	<b>88</b>
Rebounds per game	41.7	29.3
Rebounding margin	+12.3	-
<b>Assists</b>	<b>59</b>	<b>29</b>
Assists per game	19.7	9.7
<b>Turnovers</b>	<b>42</b>	<b>45</b>
Turnovers per game	14.0	15.0
Turnover margin	+1.0	-
Assist/turnover ratio	1.4	0.6
<b>Steals</b>	<b>26</b>	<b>24</b>
Steals per game	8.7	8.0
<b>Blocks</b>	<b>11</b>	<b>7</b>
Blocks per game	3.7	2.3
<b>Winning streak</b>	<b>3</b>	<b>-</b>
Home win streak	2	-
<b>Attendance</b>	<b>3515</b>	<b>13607</b>
Home games-Avg/Game	2-1758	1-13607
Neutral site-Avg/Game	-	0-0

### Team Results

Date	Opponent		Score	Att.
12/10/2021	at Memphis	W	74-72	13607
12/15/2021	Tenn. Wesleyan	W	118-48	3515
12/18/2021	Chattanooga	W	87-76	0

# 2021-22 MURRAY STATE MEN'S BASKETBALL

## 2021-22 MSU SEASON BOX SCORE (HOME GAMES)

### Game Records

Record	Overall	Home	Away	Neutral
ALL GAMES	6-0	6-0	0-0	0-0
CONFERENCE	0-0	0-0	0-0	0-0
NON-CONFERENCE	6-0	6-0	0-0	0-0

### Score by Periods

Team	1st	2nd	OT	TOT
Murray St.	264	319	0	583
Opponents	202	206	0	408

### Team Box Score

No.	Player				Total		3-Point		F-Throw		Rebounds													
		GP-GS	MIN	AVG	FG-FGA	FG%	3FG-3FGA	3FG%	FT-FTA	FT%	OFF	DEF	TOT	AVG	PF	DQ	A	TO	BLK	STL	PTS	AVG		
10	BROWN, Tevin	6-6	193:34	32.3	40-79	.506	24-51	.471	22-29	.759	2	35	37	6.2	8	0	23	11	6	9	126	21.0		
0	WILLIAMS, KJ	6-6	152:21	25.4	40-67	.597	6-19	.316	12-17	.706	14	28	42	7.0	11	0	4	11	4	5	98	16.3		
2	HANNIBAL, Trae	6-0	113:49	19.0	24-40	.600	0-1	.000	30-35	.857	5	21	26	4.3	8	0	16	10	0	8	78	13.0		
14	HILL, Justice	6-6	165:55	27.7	29-51	.569	8-22	.364	11-15	.733	0	8	8	1.3	9	0	35	10	0	6	77	12.8		
55	BURNS, DJ	6-6	155:53	26.0	21-30	.700	0-0	.000	10-16	.625	26	24	50	8.3	14	0	7	7	3	8	52	8.7		
32	MCMULLEN, Nicholas	6-0	82:38	13.8	18-23	.783	0-0	.000	3-10	.300	9	17	26	4.3	13	0	1	2	3	2	39	6.5		
33	SIVILLS, Jackson	3-0	29:36	9.9	6-12	.500	4-7	.571	2-4	.500	3	3	6	2.0	1	0	1	2	1	2	18	6.0		
13	COLLINS, Carter	6-6	135:01	22.5	13-38	.342	5-25	.200	3-4	.750	4	10	14	2.3	10	0	7	6	0	4	34	5.7		
4	BOSTICK, Dionte	2-0	20:17	10.1	3-6	.500	0-1	.000	3-4	.750	0	2	2	1.0	2	0	4	1	0	1	9	4.5		
25	THOMAS, Rodriguez	3-0	20:13	6.7	4-10	.400	3-7	.429	0-0	.000	1	6	7	2.3	1	0	2	1	0	0	11	3.7		
31	SKIPPER-BROWN, Jordan	6-0	52:34	8.8	9-12	.750	1-1	1.000	2-7	.286	3	8	11	1.8	8	0	2	5	2	1	21	3.5		
1	SMITH, DaQuan	6-0	78:09	13.0	7-18	.389	4-12	.333	2-3	.667	3	10	13	2.2	6	0	4	1	1	6	20	3.3		
Team											7	7	14					3						
Total		6	1200		214-386	.554	55-146	.377	100-144	.694	77	179	256	42.7	91	0	106	70	20	52	583	97.2		
Opponents		6	1200		145-365	.397	52-155	.335	66-95	.695	56	121	177	29.5	120	3	53	91	20	33	408	68.0		

## 2021-22 MSU SEASON BOX SCORE (AWAY GAMES)

### Game Records

Record	Overall	Home	Away	Neutral
ALL GAMES	2-0	0-0	2-0	0-0
CONFERENCE	0-0	0-0	0-0	0-0
NON-CONFERENCE	2-0	0-0	2-0	0-0

### Score by Periods

Team	1st	2nd	OT	TOT
Murray St.	67	84	0	151
Opponents	65	72	0	137

### Team Box Score

No.	Player				Total		3-Point		F-Throw		Rebounds											
		GP-GS	MIN	AVG	FG-FGA	FG%	3FG-3FGA	3FG%	FT-FTA	FT%	OFF	DEF	TOT	AVG	PF	DQ	A	TO	BLK	STL	PTS	AVG
10	BROWN, Tevin	2-2	78:02	39.0	15-28	.536	9-20	.450	2-2	1.000	1	8	9	4.5	4	0	6	5	1	2	41	20.5
14	HILL, Justice	2-2	56:33	28.3	13-25	.520	8-12	.667	3-4	.750	2	4	6	3.0	4	0	8	3	0	1	37	18.5
0	WILLIAMS, KJ	2-2	52:55	26.5	11-29	.379	1-7	.143	3-4	.750	5	9	14	7.0	7	0	1	3	0	2	26	13.0
13	COLLINS, Carter	2-2	61:00	30.5	7-13	.538	3-8	.375	2-2	1.000	1	6	7	3.5	4	0	3	3	0	4	19	9.5
2	HANNIBAL, Trae	2-0	44:54	22.5	6-16	.375	0-0	.000	0-4	.000	4	6	10	5.0	2	0	6	7	0	4	12	6.0
32	MCMULLEN, Nicholas	2-0	27:30	13.8	4-6	.667	0-0	.000	0-0	.000	3	2	5	2.5	5	1	1	3	1	0	8	4.0
55	BURNS, DJ	2-2	51:21	25.7	2-5	.400	0-0	.000	0-0	.000	5	8	13	6.5	1	0	1	1	0	1	4	2.0
31	SKIPPER-BROWN, Jordan	2-0	19:04	9.5	2-4	.500	0-0	.000	0-0	.000	1	2	3	1.5	4	0	2	1	1	1	4	2.0
1	SMITH, DaQuan	1-0	06:05	6.1	0-2	.000	0-2	.000	0-0	.000	1	0	1	1.0	0	0	0	0	0	0	0	0.0
4	BOSTICK, Dionte	1-0	02:36	2.6	0-0	.000	0-0	.000	0-0	.000	0	0	0	0.0	0	0	1	1	0	0	0	0.0
Team											5		5					2				
Total		2	400		60-128	.469	21-49	.429	10-16	.625	28	45	73	36.5	31	1	29	29	3	15	151	75.5
Opponents		2	400		49-107	.458	15-43	.349	24-34	.706	17	42	59	29.5	22	0	26	27	8	15	137	68.5

# 2021-22 MURRAY STATE MEN'S BASKETBALL



Official Basketball Box Score -- Game Totals -- Final Statistics  
Murray State vs Auburn  
12/22/18 3:30 pm at Auburn, Ala. (Auburn Arena)



Murray State 88 • 8-2

#	Player		Total		3-Ptr	Rebounds			PF	TP	A	TO	Blk	Stl	Min
			FG-FGA	FG-FGA	FT-FTA	Off	Def	Tot							
00	Davis,Mike	f	0-3	0-3	0-0	0	1	1	2	0	3	1	0	0	14
04	Sanchious,Brion	f	0-1	0-0	0-0	0	1	1	3	0	1	1	1	1	26
10	Brown,Tevin	g	6-12	5-7	2-3	4	6	10	3	19	3	3	0	3	33
11	Buchanan,Shaq	g	8-14	4-7	1-2	1	3	4	3	21	4	6	0	0	36
12	Morant,Ja	g	7-14	1-6	10-11	2	6	8	0	25	7	5	1	1	39
22	Whitley,Brion		1-4	1-2	3-4	1	1	2	0	6	0	0	0	0	12
23	Williams,KJ		2-3	0-0	0-0	2	2	4	3	4	0	0	0	0	18
32	Cowart,Darnell		5-7	0-0	3-4	4	0	4	4	13	0	1	0	4	22
Team						0	1	1							
Totals			29-58	11-25	19-24	14	21	35	18	88	18	17	2	9	200
FG % 1st Half: 14-31			45.2%	2nd half: 15-27	55.6%	Game: 29-58		50.0%							
3FG % 1st Half: 3-13			23.1%	2nd half: 8-12	66.7%	Game: 11-25		44.0%							
FT % 1st Half: 4-6			66.7%	2nd half: 15-18	83.3%	Game: 19-24		79.2%							
															Deadball Rebounds 2

Auburn 93 • 10-2

#	Player		Total	3-Ptr	Rebounds					PF	TP	A	TO	Blk	Stl	Min
			FG-FGA	FG-FGA	FT-FTA	Off	Def	Tot								
05	OKEKE, Chuma	f	7-14	3-8	0-2	2	3	5	3	17	2	4	2	5	31	
50	WILEY, Austin	c	7-9	0-1	3-5	5	5	10	3	17	0	0	0	0	26	
01	HARPER, Jared	g	4-11	2-6	2-4	0	2	2	1	12	10	2	0	0	34	
02	BROWN, Bryce	g	4-10	3-8	0-0	0	1	1	2	11	2	3	0	0	33	
10	DOUGHTY, Samir	g	6-7	2-3	6-6	2	2	4	3	20	2	0	0	0	24	
00	SPENCER, Horace		1-1	0-0	0-1	2	1	3	2	2	0	0	1	0	8	
03	PURIFOY, Danjel		0-1	0-1	0-0	0	0	0	0	0	0	0	0	1	4	
04	DUNBAR, Malik		1-5	1-4	1-2	0	3	3	1	4	1	1	1	0	16	
12	MCCORMICK, J'Von		2-4	1-1	0-0	0	0	0	1	5	2	3	0	3	13	
24	MCLEMORE, Anfernee		2-2	1-1	0-0	1	0	1	3	5	0	1	1	1	11	
Team						2	1	3								
Totals			34-64	13-33	12-20	14	18	32	19	93	19	14	5	10	200	
FG % 1st Half: 15-31			48.4%	2nd half: 19-33	57.6%	Game: 34-64		53.1%	Deadball Rebounds							
3FG % 1st Half: 5-16			31.3%	2nd half: 8-17	47.1%	Game: 13-33		39.4%	3							
FT % 1st Half: 3-10			30.0%	2nd half: 9-10	90.0%	Game: 12-20		60.0%								

Officials: Tim Gattis, John Hampton, Christopher Ford

Technical fouls: Murray State-None. Auburn-None.

Attendance: 8356

Score by periods	1st	2nd	Total
Murray State	35	53	88
Auburn	38	55	93



Official Basketball Box Score -- Game Totals -- Final Statistics



**Auburn vs Murray St.**  
**12/19/17 7:00 p.m. at Murray, Ky. (CFSB Center)**

**Auburn 81 • 10-1**

##	Player		Total	3-Ptr	FT-FTA	Rebounds			PF	TP	A	TO	Blk	Stl	Min
			FG-FGA	FG-FGA		Off	Def	Tot							
13	MURRAY, Desean	f	7-14	1-3	3-4	5	4	9	1	18	3	3	2	0	28
24	MCLEMORE, Anfernee	f	2-5	0-1	0-0	2	3	5	3	4	1	0	1	1	21
01	HARPER, Jared	g	4-9	4-6	5-5	1	5	6	1	17	4	3	0	0	33
02	BROWN, Bryce	g	5-13	3-9	2-3	0	0	0	3	15	2	0	1	0	35
05	HERON, Mustapha	g	5-12	1-3	5-5	1	7	8	3	16	1	2	0	1	29
00	SPENCER, Horace		0-1	0-0	0-0	0	4	4	3	0	0	0	2	0	7
04	OKEKE, Chuma		1-7	0-2	0-0	2	4	6	3	2	0	1	1	0	20
10	MITCHELL, Davion		0-0	0-0	0-0	0	0	0	2	0	0	1	0	1	13
14	DUNBAR, Malik		3-3	3-3	0-0	0	1	1	1	9	0	2	3	0	14
Team						2	0	2							
Totals			27-64	12-27	15-17	13	28	41	20	81	11	12	10	3	200

FG % 1st Half: 13-36 36.1% 2nd half: 14-28 50.0% Game: 27-64 42.2%  
 3FG % 1st Half: 7-17 41.2% 2nd half: 5-10 50.0% Game: 12-27 44.4%  
 FT % 1st Half: 9-10 90.0% 2nd half: 6-7 85.7% Game: 15-17 88.2%

Deadball  
Rebounds  
0

**Murray St. 77 • 7-3**

#	Player		Total	3-Ptr	Rebounds					PF	TP	A	TO	Blk	Stl	Min
			FG-FGA	FG-FGA	FT-FTA	Off	Def	Tot								
00	MILLER, JR., Terrell	f	9-20	4-9	2-5	3	12	15	2	24	1	1	0	0	37	
40	DUPREE, Jalen	f	4-5	0-0	2-3	3	2	5	2	10	0	1	2	0	28	
02	STARK, Jonathan	g	7-19	5-11	2-2	2	3	5	5	21	5	4	1	5	38	
11	BUCHANAN, Shaq	g	3-10	0-2	4-4	6	2	8	3	10	1	1	1	0	31	
12	MORANT, Ja	g	2-10	0-2	5-7	2	5	7	0	9	5	1	0	1	37	
04	SANCHIOUS, Brion		0-2	0-0	0-0	0	0	0	1	0	0	1	0	0	6	
24	SMITH, Anthony		0-1	0-0	0-0	2	1	3	1	0	0	0	1	0	9	
25	HAWKINS, Byron		1-2	0-0	1-2	0	1	1	2	3	1	2	0	0	14	
Team						1	0	1								
Totals			26-69	9-24	16-23	19	26	45	16	77	13	11	5	6	200	

FG % 1st Half: 13-35 37.1% 2nd half: 13-34 38.2% Game: 26-69 37.7%  
 3FG % 1st Half: 3-10 30.0% 2nd half: 6-14 42.9% Game: 9-24 37.5%  
 FT % 1st Half: 7-11 63.6% 2nd half: 9-12 75.0% Game: 16-23 69.6%

Deadball  
Rebounds  
3

Officials: Alfred Smith, Bart Lenox, Will Howard

Technical fouls: Auburn-None. Murray St.-None.

Attendance: 6478

#00 Horace Spencer received a Flagrant 2 (ejection) with 3:09 remaining in 1H

Score by periods	1st	2nd	Total
Auburn	42	39	<b>81</b>
Murray St.	36	41	<b>77</b>