



K-STATE[®]

WOMEN'S BASKETBALL

1,000+ ALL-TIME VICTORIES • 26 20-WIN SEASONS
 • 17 NCAA TOURNAMENT APPEARANCES
 • 7 WNIT APPEARANCES • 2006 WNIT CHAMPIONS
 • 10 CONFERENCE TITLES • 13 ALL-AMERICANS
 • 8 WNBA DRAFT PICKS

GAME 17 | OKLAHOMA AT (12/12) KANSAS STATE

JANUARY 10, 2024 | 6 p.m. | Bramlage Coliseum (11,010) | Manhattan, Kan.

AP
-
Coach
-




**OKLAHOMA
SOONERS**

9-5, 3-0 BIG 12

PTS	REB	AST
Skylar Vann 13.9 ppg	Skylar Vann 7.1 rpg	Peyton Verhulst 3.4 apg

AP
12
Coach
12



**KANSAS STATE
WILDCATS**

15-1, 3-0 BIG 12

PTS	REB	AST
Ayoka Lee 19.8 ppg	Ayoka Lee 8.2 rpg	Two tied 4.6 apg



TELEVISION
ESPNU
Play-by-Play: Brenda VanLengen
Analyst: Sheryl Swoopes



RADIO
K-State Sports Network
Online: kstatesports.com
Play-by-Play: Brian Smoller
Analyst: Kristin Waller

K-STATESPORTS.COM
LIVE STATS
kstatesports.com

PROMOTIONS & TICKETS
Promotions
MHK Night | Wildcat 4 Pack
Tickets
Call (800) 221-CATS or visit kstatesports.com

NUMBER TO KNOW

37

- K-State is 37-7 (.841) over the last three seasons in games played in Bramlage Coliseum.
- This is the highest home winning percentage over a three-season span in the Jeff Mittie era and the highest since the 2002-03 to 2004-05 seasons tallied a 43-3 (.935) home record.
- The 37 combined wins are tied for the third-most in a three-season span during the Mittie era.

K-STATE HOME WINS OVER A 3-SEASON SPAN | MITTIE ERA

Rk.	School	Home Wins
1	2014-15 thru 2016-17	42
2	2015-16 thru 2017-18	38
3	2016-17 thru 2018-19	37
	2021-22 thru 2023-24	37
5	2020-21 thru 2022-23	36

K-STATE HOME WIN PCT. OVER A 3-SEASON SPAN | MITTIE ERA

Rk.	School	Home Win Pct.
1	2021-22 thru 2023-24	.841
2	2014-15 thru 2016-17	.764
3	2019-20 thru 2021-22	.714

• (12/12) K-State (15-1, 3-0 Big 12) begins a two-game home stand in Bramlage Coliseum this week by hosting Oklahoma (9-5, 3-0) on Wednesday at 6 p.m.
 • The Wildcats have started 15-1 for the first time since the 2008-09 season. With a win, K-State would achieve the fourth 16-1 start to a season in school history.
 • Wednesday's game can be seen on ESPNU, as Brenda VanLengen (play-by-play) and Sheryl Swoopes (analyst) will have the call.

STARTING 5

Five names, numbers or storylines about K-State women's basketball

- 1. K-STATE AMONG TOP DEFENSES IN NATION**
 • K-State leads the Big 12 and ranks fifth in the nation in scoring defense (50.9 ppg). The Wildcats lead the league and are third in the nation in field goal percentage defense (.318). K-State has held 14 foes to under 60 points in a game this season.
- 2. LEE NAMED BIG 12 PLAYER OF THE WEEK**
 • Ayoka Lee tied the school record for career Big 12 Player of the Week honors, collecting her seventh this week by averaging 19.5 points on a .708 field goal percentage, 8.5 rebounds, 4.5 blocks and 1.5 steals in wins against Houston and UCF.
- 3. LEE MAKING RUN AT 2K/1K CLUB**
 • Senior center **Ayoka Lee** needs 23 points to become the second active NCAA Division I WBB player with 2,000 or more career points and 1,000 or more career rebounds. She would be the only active Big 12 player in the 2K/1K club.
- 4. SUNDELL REACHES 1K**
 • Junior guard **Serena Sundell** became the 45th player in school history to score 1,000 or more career points in her K-State career. She is the first Wildcat with 1,000 or more points, 400 or more assists and 50 or more blocks.
- 5. WE'RE GOING STREAKING!**
 • K-State has won nine straight games and with a win against Oklahoma, the Wildcats would set the longest winning streak in the Jeff Mittie era.

PROBABLE STARTERS (BASED ON PREVIOUS GAME)

(12/12) KANSAS STATE (15-1, 3-0 BIG 12)

No.	Player	Pos.	Yr.	Ht.	HOMETOWN	PPG	RPG	APG	FG%	3FG%	FT%
3	Jaelyn Glenn	G	Jr.	6-1	Kansas City, Mo.	6.8	3.9	2.3	.416	.306	.556
4	Serena Sundell	G	Jr.	6-1	Maryville, Mo.	10.1	3.8	4.6	.546	.375	.654
5	Brylee Glenn	G	Jr.	6-0	Kansas City, Mo.	6.1	2.1	1.0	.513	.361	.875
12	Gabby Grgeory	G	Sr.	6-0	Tulsa, Okla.	9.1	3.8	3.9	.365	.273	.629
50	Ayoka Lee	C	Sr.	6-6	Byron, Minn.	19.8	8.2	0.6	.679	1.000	.710

Head Coach: **Jeff Mittie** (32nd season/10th at K-State) | Career Record: 633-363 (.636); Record at K-State: 179-128 (.583)

OKLAHOMA (9-5, 3-0 BIG 12)

No.	Player	Pos.	Yr.	Ht.	HOMETOWN	PPG	RPG	APG	FG%	3FG%	FT%
1	Nevaeh Tot	G	Sr.	5-3	Columbus, Ohio	5.4	2.6	3.3	.370	.286	.583
12	Payton Verhulst	G	Jr.	6-1	De Soto, Kan.	10.8	5.5	3.4	.413	.349	.759
15	Lexy Keys	G	Sr.	5-7	Tahlequah, Okla.	8.4	2.8	3.1	.379	.278	.692
24	Skylar Vann	F	Sr.	6-0	Edmond, Okla.	13.9	7.1	1.9	.430	.262	.800
32	Sahara Williams	F	Fr.	5-10	Waterloo, Iowa	10.5	5.7	1.9	.460	.216	.673








Head Coach: **Jennie Baranczyk** (12th season/3rd season at OU) | Career Record: 252-117 (.683); Record at OU: 60-21 (.741)

2023-24 SCHEDULE & RESULTS

OVERALL: 15-1

Big 12:	3-0	November:	6-1
Non-Conference:	12-1	December:	7-0
Home:	8-0	January:	2-0
Road:	4-0	February:	0-0
Neutral:	3-1	March:	0-0

Nov. 6 Presbyterian +		W, 69-35
Nov. 11 at Little Rock +		W, 77-39
Nov. 16 at (2/2) Iowa +		W, 65-58
Nov. 19 Wisconsin +		W, 75-57
Nov. 24 vs. Western Kentucky &+		W, 77-61
Nov. 25 vs. (18/17) North Carolina &+		W, 63-56
Nov. 26 vs. (5/6) Iowa &+		L, 77-70

Dec. 1 Jackson State +		W, 79-37
Dec. 6 McNeese State +		W, 101-39
Dec. 9 vs. Missouri +		W, 84-56
Dec. 16 North Florida +		W, 79-53
Dec. 18 Oral Roberts +		W, 102-59
Dec. 20 Southern +		W, 84-52
Dec. 30 at Cincinnati +		W, 66-41

Jan. 3 Houston +		W, 72-38
Jan. 6 at UCF +		W, 72-56
Jan. 10 Oklahoma +		6 p.m.
Jan. 13 (10/10) Texas +		1 p.m.
Jan. 17 at TCU +		6:30 p.m.
Jan. 20 Kansas +		1 p.m.
Jan. 22 at Baylor +		7:30 p.m.
Jan. 27 BYU +		4 p.m.
Jan. 31 at Oklahoma +		6 p.m.

Feb. 4 at Texas +		1 p.m.
Feb. 10 Oklahoma State +		4 p.m.
Feb. 14 at Iowa State +		6:30 p.m.
Feb. 17 UCF +		4 p.m.
Feb. 21 West Virginia +		6:30 p.m.
Feb. 25 at Kansas +		1 p.m.
Feb. 28 Iowa State +		6:30 p.m.
Mar. 2 at Texas Tech +		2 p.m.

Schedule subject to change | **Bold** indicates home game | All times Central | Opponent Rankings are AP/Coaches | + - Game broadcast on K-State Sports Network and kstatesports.com | & - Gulf Coast Showcase (Estero, Fla.) | ~ - Bill Snyder Basketball Classic (St. Joseph, Mo.) | * - Big 12 game | ! - Phillips 66 Big 12 Championship (Kansas City, Mo.)

2023-24 K-STATE WOMEN'S BASKETBALL NOTES

BY STATE

Arizona (1)

Heavenly Greer (Phoenix)

Australia (1)

Rebekah Dallinger (Sydney)

Kansas (2)

Taryn Sides (Phillipsburg); Zyanna Walker (Wichita)

Minnesota (1)

Ayoka Lee (Byron)

Missouri (4)

Brylee Glenn (Kansas City); Jaelyn Glenn (Kansas City)
Eliza Maupin (Webster Groves); Serena Sundell (Maryville)

North Carolina (1)

Imani Lester (Raleigh)

Oklahoma (2)

Gabby Gregory (Tulsa); Mikayla Parks (Norman)

Pennsylvania (1)

Alexis Hess (Blandon)

Spain (1)

Gisela Sanchez (Barcelona)

Texas (1)

Ja'Mia Harris (Lancaster)

BY POSITION

Guards (9)

Rebekah Dallinger; Brylee Glenn; Jaelyn Glenn; Gabby Gregory;
Ja'Mia Harris; Mikayla Parks; Taryn Sides; Serena Sundell;
Zyanna Walker

Forwards (5)

Heavenly Greer; Alexis Hess; Imani Lester; Eliza Maupin; Gisela Sanchez

Center (1)

Ayoka Lee

BY CLASS

Senior (3)

Rebekah Dallinger; Gabby Gregory; Ayoka Lee

Juniors (4)

Brylee Glenn; Jaelynn Glenn; Heavenly Greer; Serena Sundell

Redshirt Sophomore (1)

Gisela Sanchez

Sophomores (2)

Eliza Maupin; Mikayla Parks

Redshirt Freshman (2)

Ja'Mia Harris; Imani Lester; Zyanna Walker

Freshmen (2)

Alexis Hess; Taryn Sides

K-STATE WOMEN'S BASKETBALL SOCIAL MEDIA DIRECTORY

X (TWITTER)

K-State WBB	@KStateWBB
K-State Athletics	@KStateSports
Jeff Mittie	@JeffMittie
Ebony Gilliam	@ebony_gilliam
Ebony Haliburton	@ebony_kstate
Staci Gregorio	@stacigregorio
Mike Nicholson	@hoopsbynick
Katie Falco	@KatieFalco1
Elisabeth Brown	@BBallBrown
Dalton Smith	@DaltonSmith42
Kacie Jones	@Kacie_Jones1
Gene Taylor	@KSTATEADGT

INSTAGRAM

@kstatewbb | @kstatesports

FACEBOOK

Facebook.com/KStateSports

2023-24 K-STATE ROSTER

#	NAME	POSITION	HEIGHT	YEAR-EXP.	HOMETOWN (PREVIOUS SCHOOL)
1	Zyanna Walker	G	5-8	R-Fr.-TR	Wichita, Kan. (Louisville)
2	Ja'Mia Harris	G	5-11	R-Fr.-SQ	Lancaster, Texas (DeSoto HS)
3	Jaelyn Glenn	G	6-1	Jr.-2L	Kansas City, Mo. (The Barstow School)
4	Serena Sundell	G	6-1	Jr.-2L	Maryville, Mo. (Maryville HS)
5	Brylee Glenn	G	6-0	Jr.-2L	Kansas City, Mo. (The Barstow School)
10	Mikayla Parks	G	5-10	So.-1L	Norman, Okla. (Norman HS)
11	Taryn Sides	G	5-6	Fr.-HS	Phillipsburg, Kan. (Phillipsburg HS)
12	Gabby Gregory	G	6-0	Sr.-1L	Tulsa, Okla. (Oklahoma)
14	Rebekah Dallinger	G	5-9	Sr.-2L	Sydney, Australia (Miles [Montana] CC)
15	Heavenly Greer	F	6-3	Jr.-1L	Phoenix, Ariz. (Oklahoma)
21	Eliza Maupin	F	6-4	So.-1L	Webster Groves, Mo. (Webster Groves HS)
30	Gisela Sanchez	F	6-3	R-So.-SQ	Barcelona, Spain (Arizona)
32	Imani Lester	F	6-3	R-Fr.-TR	Raleigh, N.C. (Louisville)
35	Alexis Hess	F	6-2	Fr.-HS	Blandon, Pa. (Fleetwood Area HS)
50	Ayoka Lee	C	6-6	Sr.-3L	Byron, Minn. (Byron HS)

HEAD COACH
ASSISTANT COACH
ASSISTANT COACH
ASSISTANT COACH
CHIEF OF STAFF
RECRUITING COORDINATOR
DIR. OF STUDENT DEVELOPMENT & BRANDING
DIRECTOR OF VIDEO OPERATIONS/ANALYTICS

Jeff Mittie (Missouri Western '89 - 10th Season)
Ebony Gilliam (TCU '04 - 10th Season)
Ebony Haliburton (Oral Roberts '08 - 7th Season)
Staci Gregorio (Pacific '10 - 5th Season)
Mike Nicholson (Missouri '90 - 3rd Season)
Katie Falco (Northern Iowa '03 - 1st Season)
Elisabeth Brown (Texas A&M '19 & '22 - 1st Season)
Dalton Smith (Nebraska Kearney '20 - 2nd Season)

PRONUNCIATION GUIDE

Rebekah Dallinger	DOLL-in-jer	Ayoka Lee	a-OAK-uh
Ja'Mia Harris	jah-ME-uh	Gisela Sanchez	gee-SELL-ah

K-STATE STARTERS



3 | JAELYN GLENN
G | 6-1 | Jr.
Kansas City, Mo.

PPG	RPG	APG
6.8	3.9	2.3



4 | SERENA SUNDELL
G | 6-1 | Jr.
Maryville, Mo.

PPG	RPG	APG
10.1	3.8	4.6



5 | BRYLEE GLENN
G | 6-0 | Jr.
Kansas City, Mo.

PPG	RPG	APG
6.1	2.1	1.0



12 | GABBY GREGORY
G | 6-0 | Sr.
Tulsa, Okla.

PPG	RPG	APG
9.1	3.8	3.9



50 | AYOKA LEE
C | 6-6 | Sr.
Byron, Minn.

PPG	RPG	BPG
19.8	8.2	2.5

K-STATE BENCH



1 | ZYANNA WALKER
G | 5-8 | R-Fr.
Wichita, Kan.

PPG	RPG	APG
7.6	3.7	1.5



2 | JA'MIA HARRIS
G | 5-11 | Fr.
Lancaster, Texas

PPG	RPG	APG
1.8	0.5	0.4



11 | TARYN SIDES
G | 5-6 | Fr.
Phillipsburg, Kan.

PPG	RPG	APG
5.1	3.1	4.6



14 | REBEKAH DALLINGER
G | 5-9 | Sr.
Sydney, Australia

PPG	RPG	APG
1.5	0.8	0.3



15 | HEAVENLY GREER
F | 6-3 | Jr.
Phoenix, Ariz.

PPG	RPG	APG
1.6	1.8	0.0



21 | ELIZA MAUPIN
F | 6-4 | So.
Webster Groves, Mo.

PPG	RPG	APG
2.2	1.7	0.3



30 | GISELA SANCHEZ
F | 6-3 | So.
Barcelona, Spain

PPG	RPG	APG
6.6	4.6	1.4



32 | IMANI LESTER
F | 6-3 | R-Fr.
Raleigh, N.C.

PPG	RPG	BPG
1.6	1.8	0.8



10 | MIKAYLA PARKS
G | 5-10 | So.
Norman, Okla.

Redshirt in 2023-24



35 | ALEXIS HESS
F | 6-2 | Fr.
Blandon, Pa.

Redshirt in 2023-24

2023-24 ALL-AMERICAN CANDIDATE

2023-24 ALL-BIG 12 CANDIDATE

2023-24 NAISMITH TROPHY
CANDIDATE

2023-24 LISA LESLIE AWARD
CANDIDATE

2023-24 PRESEASON ALL-BIG 12

2021-22 ALL-AMERICA 1ST TEAM
(SPORTS ILLUSTRATED)

2021-22 ALL-AMERICA 1ST TEAM
(THE ATHLETIC)

2021-22 ALL-AMERICA 2ND TEAM
(ASSOCIATED PRESS)

2021-22 ALL-AMERICA 2ND TEAM (USBWA)

TWO-TIME WBCA ALL-AMERICA
HONORABLE MENTION (2021 & 2022)

SET NCAA DIVISION I RECORD FOR
POINTS IN A SINGLE GAME (61)

AYOKA

LEE

SENIOR | CENTER | BYRON, MINN.





GABBY

GREGORY

SENIOR | GUARD/FORWARD | TULSA, OK

2023-24 ALL-AMERICAN CANDIDATE

2023-24 ALL-BIG 12 CANDIDATE

2023-24 NAISMITH TROPHY
CANDIDATE

2023-24 ANN MEYERS DRYSDALE
AWARD CANDIDATE

2023-24 PRESEASON ALL-BIG 12

2022-23 ALL-BIG 12 FIRST TEAM

2022-23 WACO TRIBUNE-HERALD
ALL-BIG 12 SECOND TEAM

2022-23 ANN MEYERS DRYSDALE
AWARD TOP-10

2022-23 DAWN STALEY AWARD
LATER SEASON WATCH LIST

SERENA

SUNDELL

JUNIOR | GUARD | MARYVILLE, MO

2023-24 ALL-AMERICAN CANDIDATE

2023-24 ALL-BIG 12 CANDIDATE

2023-24 NANCY LIEBERMAN AWARD
WATCH LIST

2023-24 PRESEASON ALL-BIG 12
HONORABLE MENTION

TWO-TIME ALL-BIG 12
HONORABLE MENTION (2022 & 2023)

2022-23 PRESEASON ALL-BIG 12

2022 BIG 12 ALL-FRESHMAN TEAM





HC | JEFF MITTIE

10TH SEASON AT K-STATE | 32ND SEASON AS A HEAD COACH

MITTIE'S COACHING STAFF



<< **Ebony Gilliam**
Assistant Coach



<< **Ebony Haliburton**
Assistant Coach



<< **Staci Gregorio**
Assistant Coach

MITTIE'S CAREER RECORD

- Career: 633-363 (.636) - 32nd season
- K-State: 179-128 (.583) - 10th season

Home: 392-111 (.779) - career | 118-46 (.720) - at K-State
Road: 166-201 (.452) - career | 41-64 (.390) - at K-State
Neutral: 75-51 (.595) - career | 20-18 (.526) - at K-State

Longest Winning Streak at K-State: 9, (11/11 - 12/11/16 & 12/1/23 - active)
Longest Losing Streak at K-State: 10 (Dec. 18, 2020 - Feb. 13, 2021)

MITTIE'S TROPHY CASE

- 2010 Mountain West Conference Coach of the Year
- 2010 Mountain West Conference Regular Season Champions
- 2005 Conference USA Tournament Champions
- 2003 Conference USA Tournament Champions
- 2002 Conference USA Coach of the Year
- 2002 Conference USA Regular Season Champions
- 2001 WAC Coach of the Year
- 2001 WAC Regular Season Champions
- 2001 WAC Tournament Champions
- 1995 MIAA Coach of the Year
- 1995 MIAA Regular Season Champions
- 1995 MIAA Tournament Champions
- 1994 MIAA Coach of the Year
- 1994 MIAA Regular Season Champions

MITTIE BY THE NUMBERS

- **.636** - Career winning percentage
- **5** - Associated Press All-Americans he has coached
- **5** - Conference Coach of the Year awards
- **9** - League titles in four different conferences
- **17** - 20-win seasons as a head coach
- **22** - Postseason appearances
- **29** - Winning seasons in 32 years as a head coach
- **58** - Academic All-Conference selections he has coached
- **69** - All-Conference selections he has coached
- **179** - Wins at Kansas State
- **633** - Career wins

MITTIE AT K-STATE

- Seven postseason appearances including four NCAA Tournament appearances
- One Associated Press All-American (Ayoka Lee - 2022)
- Three 20-win seasons
- 22 All-Big 12 selections
- Five Big 12 All-Defensive Team honorees
- One Big 12 Freshman of the Year (Ayoka Lee)
- Five Big 12 All-Freshman Team selections
- 2019 U.S. Pan American Games selection (Peyton Williams)
- 37 Academic All-Big 12 selections
- Four Big 12 Scholar-Athlete of the Year recipients
- Nine CoSIDA Academic All-District VII honorees
- Four CoSIDA Academic All-Americans (Shaelyn Martin - 2018, Peyton Williams - 2020; Ayoka Lee - 2021 & 2022)

MITTIE IN 10TH SEASON AT K-STATE

- Jeff Mittie, one of the winningest active coaches in NCAA Division I with over 600 career wins, enters his 10th season at the helm of the K-State program in 2023-24.
- Mittie, the ninth head women's basketball coach in K-State history, owns an overall career record of 633-363 (.636) in 32 years as a head coach, including a 179-128 (.583) mark in his time at K-State. He has won 19 or more games in seven of his nine seasons with K-State.
- Mittie registered the 600th win of his coaching career, an 83-43 victory over Central Arkansas on Nov. 7, 2022.
- His 633 career wins at NCAA programs ranks 17th amongst active NCAA Division I head coaches.
- With his 179 wins at Kansas State, Mittie ranks third for wins at the helm of the K-State program.
- Mittie is the third-longest tenured head coach in K-State women's basketball history.
- In the 2016-17 season, K-State's 23 wins were Mittie's most at the helm of the Wildcats and the most for Mittie since registering 23 in the 2007-08 season at TCU.
- He has averaged 20.0 wins per season and experienced only two losing seasons in his 30 seasons.
- Mittie has 22 postseason appearances in his career (NCAA or WNIT Tournaments), in which he has a combined record of 23-20 (.535).
- Mittie ranks second in program history for NCAA Tournament appearances with four, trailing Deb Patterson's program record nine appearances. Mittie is 3-4 in his four NCAA Tournament appearances with the Wildcats.

MITTIE'S CAREER RECORD VS. 2023-24 OPPONENTS

Non-Conference Opponents			
Opponent	W	L	.Pct.
Iowa	2	1	.667
Jackson State	1	0	1.000
Little Rock	3	0	1.000
McNeese State	1	0	1.000
Missouri	2	2	.500
North Carolina	1	1	.500
North Florida	1	0	1.000
Oral Roberts	3	1	.750
Presbyterian	1	0	1.000
Southern	3	0	1.000
Western Kentucky	5	7	.417
Wisconsin	2	0	1.000

Big 12 Conference Opponents			
Opponent	W	L	.Pct.
Baylor	3	25	.107
BYU	7	8	.467
Cincinnati	5	1	.833
Houston	12	6	.667
Iowa State	8	17	.320
Kansas	19	9	.679
Oklahoma	10	20	.333
Oklahoma State	14	12	.538
TCU	11	9	.550
Texas	5	21	.192
Texas Tech	19	8	.704
UCF	2	0	1.000
West Virginia	7	20	.259

MITTIE YEAR-BY-YEAR RECORD

Year	School	Record	Postseason
2023-24	Kansas State	15-1	
2022-23	Kansas State	19-17	WNIT 3rd Round
2021-22	Kansas State	20-13	NCAA 2nd Round
2020-21	Kansas State	9-18	--
2019-20	Kansas State	16-13	DNP*
2018-19	Kansas State	21-12	NCAA 1st Round
2017-18	Kansas State	18-16	WNIT 3rd Round
2016-17	Kansas State	23-11	NCAA 2nd Round
2015-16	Kansas State	19-13	NCAA 2nd Round
2014-15	Kansas State	19-14	WNIT 2nd Round
2013-14	TCU	18-15	WNIT 1st Round
2012-13	TCU	9-21	--
2011-12	TCU	16-14	--
2010-11	TCU	22-11	WNIT 1st Round
2009-10	TCU	22-9	NCAA 1st Round
2008-09	TCU	20-11	NCAA 1st Round
2007-08	TCU	23-12	WNIT Quarterfinals
2006-07	TCU	21-11	NCAA 1st Round
2005-06	TCU	19-12	NCAA 2nd Round
2004-05	TCU	23-10	NCAA 1st Round
2003-04	TCU	25-7	NCAA 2nd Round
2002-03	TCU	20-14	NCAA 2nd Round
2001-02	TCU	24-7	NCAA 2nd Round
2000-01	TCU	25-8	NCAA 2nd Round
1999-00	TCU	16-14	--
1998-99	Arkansas State	18-14	WNIT Quarterfinals
1997-98	Arkansas State	20-10	--
1996-97	Arkansas State	20-8	--
1995-96	Arkansas State	17-10	--
1994-95	Missouri Western	31-3	NCAA D-II 3rd Place
1993-94	Missouri Western	29-3	NCAA D-II Semifinals
1992-93	Missouri Western	16-11	--

31 Years **632-363 (.635)** **22 Postseasons**
 * - did not play due to COVID-19 pandemic

MOST K-STATE CAREER VICTORIES

Wins	Coach	Years
350	Deb Patterson	1996-2014
206	Judy Akers	1968-79
179	Jeff Mittie	2014-present

633

CAREER WINS

Big 12 WBB Coaches - Career NCAA Records

1.	Bill Fennelly, Iowa State	766-358
2.	Jeff Mittie, Kansas State	633-363
3.	Brandon Schneider, Kansas	515-281
4.	Mark Kellogg, West Virginia	458-121
5.	Vic Schaeffer, Texas	392-199
6.	Krista Gerlich, Texas Tech	343-199
7.	Jennie Baranczyk, Oklahoma	252-117
8.	Katrina Merriweather, Cincinnati	159-76
9.	Ronald Hughey, Houston	130-159
10.	Jacie Hoyt, Oklahoma State	111-82
11.	Sytia Messer, UCF	77-60
12.	Mark Campbell, TCU	63-26
13.	Nicki Collen, Baylor	62-20
14.	Amber Whiting, BYU	26-23

TEAM COMPARISONS

(12/12) KANSAS STATE

15-1, 2-0 Big 12	Record
Jeff Mittie (Missouri Western '89)	Head Coach
179-128 (.583; 10th season)	Record at School
633-363 (.636; 32nd season)	Career Record
W, 72-56, at UCF (1/6/24)	Last Game
W9	Current Streak

OKLAHOMA

9-5, 3-0 Big 12	Record
Jennie Baranczyk (Iowa '04)	Head Coach
60-21 (.741; 3rd season)	Record at School
252-117 (.683; 12th season)	Career Record
W, 77-64, vs. Cincinnati (1/6/24)	Last Game
W3	Current Streak

Ayoka Lee (19.8 ppg)	Scoring Leaders	Skylar Vann (13.9 ppg)
Ayoka Lee (8.2 rpg)	Rebounding Leaders	Skylar Vann (7.1 rpg)
Serena Sundell & Taryn Sides (4.6 apg)	Assist Leaders	Peyton Verhulst (3.4 apg)

K-STATE	STATS	OU	K-STATE	STATS	OU
77.2	Scoring	79.1	42.4	Rebounds/game	46.1
50.9	Scoring Defense	68.4	31.9	Opp. Rebounds/game	39.9
+26.3	Scoring Margin	+10.6	+10.6	Rebounding Margin	+6.3
.485	FG Pct.	.424	20.8	Assists/game	19.9
.318	Opp. FG Pct.	.372	13.6	Turnovers/game	18.6
.316	3-Pt. FG Pct.	.291	16.8	Opp. Turnovers/game	18.9
.218	Opp. 3-Pt. FG Pct.	.272	8.7	Steals/game	10.1
.693	FT Pct.	.698	6.1	Blocks/game	4.0

LAST TIME VS. OKLAHOMA



Official Basketball Box Score - Final
Kansas St. at Oklahoma
 03/01/23 Lloyd Noble Center, Norman
 2022-23 Women's Basketball

Game Time: 6:00 PM
 Game Duration: 2:29
 Attendance: 3,251

Officials: Scott Yarbrough, Bill Larance, Ily Seales

Kansas St. - 86

Record: 16-14 (5-12)

NO.	Name	Min	FG			Rebounds			Fouls		TP	AS	TO	ST	Blocks			+/-
			M-A	3P-M-A	FT-M-A	OR	DR	TOT	PF	FD					BS	BA	BB	
1	Sarah Shematsi	F 15:49	0-3	0-3	0-0	0	3	3	5	2	0	1	0	1	0	0	4	
3	Jaelyn Glenn	G 44:55	8-18	3-10	2-2	0	7	7	0	1	21	3	1	6	0	0	-4	
4	Serena Sundell	G 38:50	11-17	2-5	9-16	2	1	3	3	10	33	4	6	3	0	1	-9	
5	Brylee Glenn	G 04:18	1-1	0-0	0-0	0	0	0	0	0	2	0	0	0	0	0	-5	
12	Gabby Gregory	G 43:53	5-15	3-9	3-6	2	4	6	4	5	16	3	4	3	0	1	-2	
15	Heavenly Greer	16:30	0-2	0-0	0-0	0	0	0	5	0	1	1	1	1	0	3		
21	Eliza Maupin	26:56	5-9	0-0	4-6	3	2	5	2	5	14	0	2	1	1	1	6	
24	Emilee Ebert	15:46	0-2	0-2	0-0	0	4	4	1	0	0	0	3	0	1	0	-18	
14	Rebekah Dallinger	18:03	0-2	0-1	0-0	0	0	0	2	1	0	1	0	3	0	0	5	
Team						2	3	5			0							
Totals			30-69	8-30	18-30	9	24	33	22	24	86	13	17	18	3	3	-4	

Technical Fouls: NONE

Shooting By Period		
1st FG%	4-13	30.8%
3PT%	0-6	0.0%
FT%	0-4	0%
2nd FG%	7-19	36.8%
3PT%	2-8	25.0%
FT%	5-7	71.4%
3rd FG%	10-16	62.5%
3PT%	5-7	71.4%
FT%	3-4	75%
4th FG%	7-15	46.7%
3PT%	1-6	16.7%
FT%	6-9	66.7%
OT FG%	2-6	33.3%
3PT%	0-3	0.0%
FT%	4-6	66.7%
GM FG%	30-69	43.5%
3PT%	8-30	26.7%
FT%	18-30	60.0%

Dead Ball Rebounds: 8, 3

Oklahoma - 90

Record: 23-5 (13-4)

NO.	Name	Min	FG			Rebounds			Fouls		TP	AS	TO	ST	Blocks			+/-
			M-A	3P-M-A	FT-M-A	OR	DR	TOT	PF	FD					BS	BA	BB	
34	Liz Scott	F 21:02	4-8	0-0	3-6	2	7	9	3	6	11	0	3	1	0	1	6	
1	Nevaeh Tot	G 27:33	2-6	2-5	0-0	0	3	3	2	1	6	2	1	2	0	0	-11	
22	Ana Llanusa	G 30:42	4-11	2-7	0-0	2	2	4	4	1	10	6	4	1	0	0	8	
25	Madi Williams	G 37:26	6-14	1-2	6-8	1	6	7	4	5	19	2	7	2	1	1	-2	
30	Taylor Robertson	G 36:24	5-12	5-11	0-0	1	5	6	1	0	15	4	1	2	0	1	9	
4	Kennady Tucker	23:48	1-2	1-2	0-0	1	0	1	3	1	3	0	1	1	0	0	3	
20	Aubrey Joens	14:29	0-2	0-2	2-2	2	2	4	0	3	2	2	2	0	0	2		
24	Skylar Vann	25:06	8-14	1-3	6-8	2	2	4	4	4	23	3	6	1	0	0	0	
0	Beatrice Culliton	07:50	0-2	0-0	1-2	2	2	4	2	1	1	0	1	0	1	0	7	
5	Kiersten Johnson	00:40	0-0	0-0	0-0	0	1	1	1	0	0	0	0	0	1	0	-2	
Team						4	4	8			0							
Totals			30-71	12-32	18-26	17	34	51	24	22	90	19	26	12	3	3	4	

Technical Fouls: NONE

Shooting By Period		
1st FG%	8-14	57.1%
3PT%	3-7	42.9%
FT%	5-8	62.5%
2nd FG%	8-18	44.4%
3PT%	5-10	50.0%
FT%	0-0	0%
3rd FG%	5-18	27.8%
3PT%	2-9	22.2%
FT%	1-2	50%
4th FG%	6-14	42.9%
3PT%	1-5	20.0%
FT%	7-10	70%
OT FG%	3-7	42.9%
3PT%	1-1	100.0%
FT%	5-6	83.3%
GM FG%	30-71	42.3%
3PT%	12-32	37.5%
FT%	18-26	69.2%

Dead Ball Rebounds: 5, 0

	KSU	OU	Points from	KSU	OU	Period by Period Scoring										
Biggest lead	4 (4 th 0:28)	22 (2 nd 8:33)	Turnovers	35	12	1st	2nd	3rd	4th	OT1	TOT					
Best Scoring Run	10 (3 rd 4:51)	19 (2 nd 8:33)	Paint	40	26	KSU	8	21	28	21	8	86				
Lead Changes	4		Second Chance	8	13	OU	24	21	13	20	12	90				
Times Tied	6		Fast Breaks	27	3											
Time with Lead	01:19	40:10	Bench	14	29											

SERIES HISTORY vs. OKLAHOMA

31-44

- Oklahoma leads the series with K-State, 44-31.
- Head coach Jeff Mittie is 10-20 against Oklahoma in his career.
- K-State has won six of the last 13 meetings.

Overall:	Oklahoma leads, 44-31
Mittie vs. Oklahoma:	10-20
Last Meeting:	March 1, 2023 (A)
Last Result:	Oklahoma won, 90-86 (ot)
Current Streak:	Oklahoma won 3
Last K-State Win:	Jan. 23, 2022 (H)
at K-State:	18-17
at Oklahoma:	10-24
Neutral Site:	3-3
Last 5 Meetings:	
March 1, 2023	Oklahoma won, 90-86 (ot) (A)
Feb. 12, 2023	Oklahoma won, 95-68 (A)
Feb. 26, 2022	Oklahoma won, 72-69 (A)
Jan. 23, 2022	K-State won, 94-65 (H)
March 7, 2021	Oklahoma won, 90-81 (A)

AT A GLANCE: OKLAHOMA

- Oklahoma (9-5, 3-0 Big 12) enters Wednesday's matchup following a 77-64 home win over Cincinnati on Saturday.
- The Sooners are fourth in the Big 12 in scoring offense with 79.1 points per game.
- Oklahoma is guided on the sideline by third-year head coach Jennie Baranczyk. The 2004 graduate of Iowa owns a career record of 252-117 (.683) including a 60-21 (.741) mark in Norman.
- The Sooners feature four players averaging double figures in scoring and are led by Skylar Vann and Aubrey Joens.
- Vann, a senior forward from Edmond, Oklahoma, is averaging 13.9 points on a .430 field goal percentage and a team-best 7.1 rebounds.
- Joens, a senior guard from Iowa City, Iowa, is averaging 11.4 points per game and has made a team-high 28 three-point field goals while shooting 38.4 percent from long range.

K-STATE ON THIS DATE

Record: 8-4 | Streak: Won 1 |
 Last Time: 2018 - at Iowa State; K-State won 67-60

All-Time Games on January 10

Season	h/a/n	Opponent	Score	W/L
2017-18	a	at Iowa State	67-60	W
2015-16	a	at (17) Oklahoma	68-58	L
2008-09	h	Kansas	72-39	W
2003-04	a	at (14) Colorado	76-69	W
2000-01	a	at Nebraska	67-58	L
1992-93	a	at Missouri	62-49	L
1989-90	a	at Iowa State	80-61	W
1980-81	a	at Wichita State	93-70	W
1979-80	a	at Fordham	66-64	W
1975-76	n	vs. Weatherford JC	66-59	W
1970-71	a	at Parsons	68-41	L
1969-70	h	Fort Hays State	56-26	W



The 2023-24 K-State Women's Basketball Media Guide can be found at kstatesports.com or by using the above QR code.

K-STATE ATHLETIC COMMUNICATIONS

Kansas State Athletic Communications
1800 College Ave., West Stadium Center
Manhattan, KS 66502
Phone: (785) 532-6735 • Fax: (785) 532-6093

Randy Peterson

Asst. Athletic Communications Director/WBB Contact
Office: (785) 532-7975 • Cell: (785) 587-7769
E-mail: rpeterson@kstatesports.com

ON THE INTERNET

All K-State releases and game notes, results, statistics, boxscores, schedules, rosters and coach and player information is available on the Internet at www.kstatesports.com. Also available at kstatesports.com, free live audio and free live stats. Recaps and statistics are updated after each game. For live video feeds of selected games, please visit kstatehd.tv.

TWICE-WEEKLY RELEASES

The Athletics Communications Office e-mails its twice-weekly women's basketball releases typically two days before the next contest. The game notes are also available at www.kstatesports.com in both text and PDF formats. If you are interested in receiving releases and game notes via e-mail, please contact **Randy Peterson** at rpeterson@kstatesports.com to be placed on the list.

MEDIA OPPORTUNITIES

COACH JEFF MITTIE AVAILABILITY

Head coach Jeff Mittie will be available for interviews twice weekly during the season (typically Mondays and Thursdays). Please contact Randy Peterson for dates and times of this availability.

PLAYER AVAILABILITY

All player interviews **MUST** be arranged through the K-State Athletics Communications Office. During the season, players are available to the media twice a week, typically Mondays and Thursdays. To arrange an interview before or after practice, please contact Randy Peterson at least one day in advance. Players will not be available for game-day interviews until the postgame press conference.

POSTGAME POLICY

Kansas State's locker room is closed. Media will be asked to submit a list of player requests to Randy Peterson with eight minutes remaining in the contest. Head coach Jeff Mittie and requested players will be available via Zoom.

WE ARE K-STATE

When referring to Kansas State University, please only use the terms **Kansas State** or **K-State**. Please refrain from using KSU, Kansas St., Kan. St., or any other variation. The only acceptable nicknames include **Wildcats** or **Cats**. In addition, K-State plays in the **Big 12 Conference** or **Big 12**. Please do not use roman numerals (Big XII) when referring to the Conference. Your cooperation is appreciated.

LAST TIME OUT

(11/12) *K-State 72, at UCF 56 (Jan. 6, 2024; Orlando, Fla.)*
 • K-State collected its fourth straight road win with a 42-point first half to down UCF.
 • The Wildcats shot 56.1 percent for the day, the highest field goal percentage allowed by the Knights this season.
 • K-State was led by **Serena Sundell** with 22 points on 10-of-14 shooting. Sundell surpassed the 1,000-point mark in her career.
 • **Jaelyn Glenn** added 16 points on 7-of-7 shooting and pocketed four steals. **Ayoka Lee** added 12 points, six rebounds and a season-high seven blocks.

WILDCATS OFF TO FAST START

• Kansas State has opened the season with a 15-1 overall record.
 • This is the best start for K-State in the **Jeff Mittie** era through the first 16 games and the best start for the Cats since 2008-09.
 • In program history, K-State has opened a season 15-1 four times.

BEST 16-GAME STARTS - PROGRAM HISTORY

Rk.	Season	Record
1.	2001-02	14-1
	2002-03	14-1
	2008-09	14-1
	2023-24	14-1

1ST MONTH THE 1ST TO 250 WINS

• January was the first month in the history of K-State women's basketball to surpass the 250-win plateau and the Wildcats own an overall record in the month of 254-192 (.570) in the first month of the year.
 • Head coach **Jeff Mittie** is 34-40 (.459) in January with the Wildcats.
 • K-State has registered a .500 or better record in January 33 times in the history of the program.

K-STATE AMONG THE RANKINGS

• Kansas State continued its stay in the Associated Press (AP) top-25 poll, as the Wildcats are 12th in the Jan. 8 poll.
 • The Wildcats reached a high of 11 in the AP poll for two weeks this season, the program's highest ranking in the **Jeff Mittie** era (2014-present). It was the highest ranking for the program since the final poll of the 2003-04 season, when the Wildcats were ranked eighth.
 • The Wildcats debuted at 16th on Nov. 20, which was the highest debut for K-State since being ranked fifth in the 2003-04 preseason poll.
 • As an AP ranked team, K-State owns a 237-88 (.729) record. In its history, K-State has now been ranked for 182 weeks in the AP poll.
 • The Wildcats are ranked 12th in the USA Today/WBCA Coaches Poll. This is the highest K-State has been ranked in the Coaches Poll since being ranked 12th in the 11th poll of the 2008-09 season.
 • This season is the first time since the 2008-09 season that K-State has been ranked in seven straight USA Today/WBCA Coaches Polls.

K-STATE AGAINST RANKED OPPONENTS

• The Wildcats are 89-239 (.271) against teams ranked in the Associated Press (AP) poll including a 56-69 (.448) mark against AP ranked teams in Manhattan.
 • The Wildcats are 2-1 in this season against AP top-25 opponents.
 • The Wildcats captured its second-ever win over an Associated Press number two ranked foe and first since the 1982-83 season by defeating then-second-ranked Iowa, 65-58, on Nov. 16, 2023 in Iowa City. K-State is 24-113 (.175) all-time in games against AP top-10 opponents.
 • This was the highest ranked opponent K-State has defeated on the road.
 • According to ESPN Stats & Info, K-State became the first NCAA Division I women's basketball program in the last 25 years to be unranked and defeat the same Associated Press top-5 team in consecutive seasons.
 • According to Stats Perform, K-State is the sixth team to defeat an AP second-ranked team on the road since 1999-00.
 • The win over Iowa marked the third top-10 win for the Wildcats in three seasons, as K-State downed fourth-ranked Iowa on Nov. 17,

2022, and 10th-ranked Baylor on Jan. 2, 2022.

• K-State is 17-62 (.215) against AP ranked opponents in head coach **Jeff Mittie's** 10 seasons.

TOP RANKED K-STATE WINS | MITTIE ERA

Rk.	Ranking	Opponent (Date)	Score
1.	2.	at Iowa (11/16/23)	65-58
2.	4.	Iowa (11/17/22)	84-83
3.	10.	Baylor (1/2/22)	68-59
4.	11.	Texas (1/16/19)	87-69
5.	12.	West Virginia (1/1/17)	86-71
	12.	West Virginia (1/3/18)	60-52
	12.	Iowa State (2/1/23)	78-77

K-STATE TOP-20 IN NCAA HISTORY FOR WINS

• K-State is in its 56th season of action and ranks among the top programs in NCAA history for all-time wins.
 • K-State's all-time record stands at 1,032-657 (.611) and the Wildcats enter the 2023-24 season ranked 19th in NCAA Division I women's basketball history for program wins. The Wildcats were the 19th program in NCAA Division I history to reach 1,000 or more wins as a program and the third among the Big 12 (Texas, Baylor). K-State is averaging 18.5 wins per season.
 • Kansas State is one of four teams in the nation to be guided by an active head coach with 600 or more career wins and the program has surpassed the 1,000-win mark (Stanford, UConn, NC State).
 • The Wildcats have accumulated 26 20-win seasons and have secured 388 victories inside Bramlage Coliseum.
 • K-State has 222 wins in the Big 12 Conference.
 • Kansas State has registered 237 victories when they were ranked in the Associated Press top-25 poll and achieved 88 wins against teams ranked in the AP poll.

ALL-TIME WINS OF BIG 12 SCHOOLS

Rk.	School	Wins
1.	Texas	1,198
2.	Baylor	1,088
3.	Kansas State	1,032
4.	Texas Tech	979
5.	Kansas	897
	Oklahoma	897
7.	BYU	878
8.	West Virginia	872
9.	Oklahoma State	774
10.	Iowa State	748
11.	Houston	727
12.	UCF	679
13.	Cincinnati	675
14.	TCU	666

HALFTIME LEAD = K-STATE 'W'

• Since the 2001-02 season, K-State is 369-50 (.881) when leading at the break, including a 14-0 record in the 2023-24 season.
 • K-State is 143-17 (.894) when leading at the break under head coach **Jeff Mittie**.
 • Since the start of the 2007-08 season, K-State is 274-17 (.942) when leading with five minutes to play including a 158-6 (.963) record under Mittie.

MAGIC NUMBER IS 70 POINTS

• Since the 2014-15 season, K-State is 103-19 (.844) when scoring 70 or more points in a game.
 • The Wildcats are averaging 77.2 points per game this season and have scored 70 or more points in a game 12 times (11-1).
 • Kansas State tallied a season-high 102 points against Oral Roberts on Dec. 18 and tallied 101 points against McNeese State on Dec. 6.
 • This is the first time since the 2002-03 season in which the Wildcats have scored 100 or more points in two or more games in a season.
 • In its history, K-State has scored 100 or more points in a game 28 times (28-0) including five times in the **Jeff Mittie** era.
 • K-State averaged 70.1 points per game in the 2022-23 season on a .402 field goal percentage. The 70.1 points per game last season was the highest since K-State averaged 71.4 in the 2004-05 season.
 • The Wildcats scored 70 or more points in a game 21 times

TOP K-STATE PERFORMANCES IN THE JEFF MITTIE ERA (2014-15 TO PRESENT)

(16-5) including a season-high 93 against Northern Arizona on Nov. 25 during the Paradise Jam.

The 21 games with 70 or more points scored were the most in the Jeff Mittie era and the highest since the 2001-02 season (23).

K-STATE POINTS PER GAME MITTIE ERA					
Season	FG%	PPG	Season	FG%	PPG
2023-24	.485	77.2	2018-19	.405	64.5
2022-23	.402	70.1	2017-18	.411	68.0
2021-22	.407	66.1	2016-17	.420	67.5
2020-21	.411	63.0	2015-16	.409	64.4
2019-20	.405	68.8	2014-15	.386	59.6

SKY-HIGH FIELD GOAL PERCENTAGE

When K-State shoots 50.0 percent or better in the Jeff Mittie era, Kansas State has been victorious. Since the 2014-15 season, the Wildcats are 35-5 (.875) when shooting 50.0 percent or better.

K-State tallied a season-high 56.7 percent (34-of-60) effort from the field against Southern on Dec. 20. The Wildcats have shot 50.0 percent or better from the field in a game six times this season.

The Wildcats are shooting 48.5 percent from the field this season, which ranks second in the Big 12 and 13th in the nation.

K-State owns 29 quarters with a field goal percentage of 50.0 percent or better. Of the 64 quarters played this season, the Wildcats have tallied a 50.0 percent field goal percentage or better in 45.3 percent of quarters played. The most quarters with a field goal percentage of 50.0 percent or better in a season came in 2016-17 with 47 quarters in 137 played (34.3 percent).

The Wildcats made a season-high 40 field goals against McNeese State on Dec. 6 and against Oral Roberts on Dec. 18. The 40 made field goals were the most by a K-State team since making 41 field goals on Nov. 26, 2004.

TOP FIELD GOAL PERCENTAGES | MITTIE ERA

Rk.	Opponent (Date)	FG % (FGM-FGA)
1.	vs. UIW (12/3/19)	.649 (37-57)
2.	vs. TCU (2/11/15)	.635 (33-52)
3.	vs. Baylor (2/15/23)	.604 (29-48)
4.	vs. Akron (3/19/15)#	.571 (28-49)
5.	vs. Kansas (2/24/18)	.569 (33-58)

- WNIT

THREE IS NOT A CROWD, IT'S A BENEFIT

Since 2011-12, when three or more players reach double figures in scoring in the same game, K-State is 167-81 (.673) including a 10-1 record this season.

The Wildcats had a season-high four players reach double figures five times in a game.

This season, the duo of Ayoka Lee and Gabby Gregory have scored in double figures in the same game four times including a combined 40 points against Oral Roberts on Dec. 18.

The tandem of Jaelyn Glenn and Serena Sundell have scored in double figures in the same game 23 times since teaming up in Manhattan at the start of the 2021-22 season.

In 2022-23, the Wildcats had a tandem of players combine for 50 or more points in a game three times. Since 1986-87, K-State has recorded 37 times in which a pair of teammates scored 50 or more points in a game, including five times in the same game.

K-STATE DOUBLE FIGURE SCORING COMBOS | 2023-24

Players	Record	Last Game
Lee, Gregory, Sanchez, Walker	1-0	vs. Oral Roberts (12/18/23)
Lee, J. Glenn, B. Glenn, Gregory	1-0	vs. Wisconsin (11/19/23)
J. Glenn, Lee, Sundell, Sides	1-0	vs. Jackson State (12/1/23)
Gregory, Lee, Sanchez, B. Glenn	1-0	vs. McNeese State (12/6/23)
Lee, B. Glenn, Sundell, Gregory	1-0	vs. Missouri (12/9/23)
Lee, Walker, J. Glenn	1-0	vs. Presbyterian (11/6/23)
Sundell, Lee, Sanchez	1-0	vs. N. Carolina (11/25/23)
Lee, Sundell, Walker	1-1	vs. Houston (1/3/24)
Lee, Sundell, Sides	1-0	vs. Southern (12/20/23)
Sundell, J. Glenn, Lee	1-0	at UCF (1/6/24)

20-PT QUARTERS FOR THE WILDCATS

Since the inception of the quarter system in the 2015-16 season, K-State owns an overall record of 126-58 (.685) when scoring 20 or more points in any quarter in a game.

This season, K-State has 29 quarters with 20 or more points scored.

The Wildcats scored a season-high 36 points in the third quarter against Missouri on Dec. 9. The 36 points tied the school record for points in any quarter (36, at Omaha, 12/8/21) and set the school record for points in a third quarter.

Since the 2015-16 season, K-State has registered 296 quarters with 20 or more points with a high of 50 in the 2022-23 season.

K-State registered five straight quarters of 20 points or more in the final two quarters against Presbyterian followed by the first three quarters at Little Rock.

MOST POINTS SCORED IN A QUARTER | 2023-24 SEASON

QTR	Opponent (Date)	Pts
1st	vs. Jackson State (12/1/23)	23
2nd	vs. Oral Roberts (12/18/23)	30
3rd	vs. Missouri (12/9/23)	36
4th	vs. McNeese State (12/6/23)	25

WILDCATS SOLID FROM THE ARC

The Wildcats have continued to spread the floor from long range after a record pace a season ago.

This season, K-State is shooting 31.6 percent (109-of-345) from 3-point range. K-State's 109 made 3-pointers (6.8 per game) represents 26.5 percent of its point total.

Against Wisconsin on Nov. 19, the Wildcats made a season-high 11 three-pointers and shot 44.0 percent (11-of-25). The 11 connections came from six different players.

In the Jeff Mittie era, the Wildcats have made five or more 3-pointers in a game 219 times in 307 total games including 35 games with 10 or more connections (w-l: 31-4) from deep.

In the 10 seasons under Mittie, K-State has buried 1,865 three-pointers which is 6.07 per game.

K-State fired away from beyond the arc in 2022-23, as they tallied a 265-of-898 (.295) effort from long range. The Wildcats received 31.5 percent of its points from 3-point range, which ranked fourth in the Big 12 and 12th among Power 5 schools.

The Wildcats made 265 three-point field goals, surpassing the 250-mark for the third time in program history and the first time in the Mittie era. K-State's 265 three-point field goals made were the second-most in school history and the most since the 2012-13 season when K-State made a school record 325.

K-STATE 3-PT FGS MADE & PCT. - MITTIE ERA

Season	3FGM	3FG%	Season	3FGM	3FG%
2023-24	109	31.6	2018-19	188	30.2
2022-23	265	29.5	2017-18	225	30.8
2021-22	181	28.5	2016-17	196	33.3
2020-21	172	30.9	2015-16	218	32.2
2019-20	144	26.8	2014-15	176	29.5

K-STATE ATTACKING THE PAINT

With the return of 2022 All-American center Ayoka Lee, the Wildcats continue to find buckets in the paint.

K-State has scored 662 points (41.4 ppg) in the paint through 16 games which is 53.6 percent of K-State's overall point total this season.

The Wildcats recorded a season-high of 58 against McNeese State on Dec. 6, 2023. This was the most points in the paint since scoring 58 against Oklahoma on Jan. 23, 2022.

The Wildcats have scored 30 or more points in the paint in 14 games this season.

K-State has scored 900 or more points in the paint in eight of head coach Jeff Mittie's 10 seasons including a high of 1,064 points (31.3 ppg) during the 2016-17 season.

K-STATE POINTS IN THE PAINT | MITTIE ERA

Season	% Pts	Pts in Lane	Season	% Pts	Pts in Lane
2023-24	53.6	662	2018-19	43.6	928
2022-23	41.2	1,040	2017-18	39.8	920
2021-22	47.9	1,044	2016-17	46.4	1,064
2020-21	45.1	768	2015-16	44.9	926
2019-20	49.5	988	2014-15	48.2	948

MOST POINTS SCORED

109	vs. Oral Roberts (11/18/19)	W, 109-69
-----	-----------------------------	-----------

MOST FIELD GOALS MADE

40	vs. McNeese State (12/6/23) & vs. Oral Roberts (12/18/23)	W, 101-39 W, 102-59
----	--	------------------------

MOST 3-POINT FIELD GOALS MADE

16	at Omaha (12/8/21)	W, 87-56
----	--------------------	----------

HIGHEST FIELD GOAL PERCENTAGE

.649	vs. UIW (12/3/19)	W, 85-41
------	-------------------	----------

HIGHEST 3-POINT FIELD GOAL PERCENTAGE

.579	vs. Texas (1/16/19)	W, 87-69
------	---------------------	----------

MOST FREE THROWS MADE

29	vs. TCU (3/1/21)	W, 79-76 (ot)
----	------------------	---------------

MOST FREE THROWS ATTEMPTED

39	vs. Northern Arizona (11/25/22)	W, 93-80
----	---------------------------------	----------

HIGHEST FREE THROW PERCENTAGE

1.000	4 times; Last: vs. Texas Tech (3/11/21)	W, 75-65
-------	---	----------

MOST REBOUNDS

64	at TCU (2/1/20)	L, 65-61
----	-----------------	----------

MOST OFFENSIVE REBOUNDS

27	at TCU (2/1/20)	L, 65-61
----	-----------------	----------

MOST ASSISTS

30	vs. UIW (12/3/19)	W, 85-41
----	-------------------	----------

MOST STEALS

24	vs. Abilene Christian (12/22/14)	W, 68-53
----	----------------------------------	----------

MOST BLOCKED SHOTS

14	at Tulsa (11/13/15)	W, 75-67
----	---------------------	----------

MOST TURNOVERS FORCED

33	vs. Kansas City (12/7/22)	W, 72-45
----	---------------------------	----------

FEWEST POINTS ALLOWED

30	vs. UT Martin (11/12/21)	W, 44-30
----	--------------------------	----------

LARGEST MARGIN OF VICTORY

63	vs. Central Arkansas (11/9/21)	W, 103-40
----	--------------------------------	-----------

LOWEST FIELD GOAL PERCENTAGE ALLOWED

.175	vs. Chicago State (11/11/16)	W, 83-33
------	------------------------------	----------

WILDCATS OVERSEAS

Peyton Williams (NKA Universitas Peac Pecs; Hungary)
11.4 ppg, .658 FG%, .833 FT%, 5.5 rpg, 1.1 apg, 0.9 bpg, 1.1 spg

2023-24 K-STATE WOMEN'S BASKETBALL NOTES

2023-24 K-STATE AWARDS & HONORS

ESPN.com Team of the Week (Nov. 20)

NCAA.com Team of the Week (Nov. 21)

2023-24 USBWA/Ann Meyers Drysdale National Player of the Week

Ayoka Lee, Sr., C (Nov. 21)

Associated Press National Player of the Week

Ayoka Lee, Sr., C (Nov. 21)

2023-24 Her Hoop Stats Big 12 Player of the Week

Ayoka Lee, Sr., C (Nov. 21)

2023-24 Big 12 Conference Player of the Week

Ayoka Lee, Sr., C (Jan. 8)

Ayoka Lee, Sr., C (Dec. 18)

Ayoka Lee, Sr., C (Nov. 20)

2023-24 Her Hoop Stats Big 12 Player of the Week

Ayoka Lee, Sr., C (Dec. 19)

2023-24 John R. Wooden Award presented by Principal Watch List

Gabby Gregory, Sr. G & Ayoka Lee, Sr., C

2023-24 Jersey Mike's Naismith Trophy Watch List

Gabby Gregory, Sr. G & Ayoka Lee, Sr., C

2023-24 Lisa Leslie Award Watch List - Ayoka Lee, Sr., C

2023-24 Ann Meyers Drysdale Award Watch List - Gabby Gregory, Sr., G

2023-24 Nancy Lieberman Award Watch List - Serena Sundell, Jr., G

2023-24 Preseason All-Big 12 -

Gabby Gregory, Sr., G (unanimous selection)

Ayoka Lee, Sr., C

Serena Sundell, Jr., G (Honorable Mention)

2023-24 PLAYER MILESTONES TO WATCH

AYOKA LEE

- Needs 23 points to reach 2,000 career points; would be the fourth player in program history to reach the mark
- Needs 70 rebounds to set the school record for career rebounds
- Needs eight blocked shots to set the school record for career blocks

GABBY GREGORY

- Needs 206 points to reach 1,000 points scored in her K-State career

SERENA SUNDELL

- Needs 66 assists to reach 500 career assists; would be the fifth player in school history with 500 or more career assists

JAELYN GLENN

- Needs 30 steals to reach 200 career steals; would be the 10th player in program history to reach 200 or more career steals

GENERATING OFFENSE FROM DEFENSE

- K-State has used an opportunistic defense to create additional offensive chances this season.
- The Wildcats have tallied 285 points (178 ppg) off 269 opponent turnovers this season. The 285 points are 23.1 percent of K-State's overall point total.
- In the win over Wisconsin, the Wildcats forced 19 turnovers and carded 30 points off the turnovers. The 30 points were 40.0 percent of K-State's point total.
- Last season, the Wildcats tallied 592 points off opponent turnovers (16.4 per game). The 592 points were 23.5 percent of K-State's overall point total.
- K-State's opponents turned the ball over 614 times (17.1 topg) and the Wildcats ranked third in the Big 12 in turnover margin (+2.08).
- K-State had a +101 margin in points off turnovers compared to its opponents (592-491). This was the largest positive margin in points off turnovers since the 2017-18 season (+193).
- The Wildcats had 10 games with 20 or more points off turnovers, including a season-high 35 at Oklahoma on March 1. The 35 points off turnovers marked the most in the **Jeff Mittie** era (2014-15-present).
- Under Mittie, K-State has registered 500 or more points off turnovers in four of 10 seasons.

K-STATE POINTS OFF TURNOVERS | MITTIE ERA

Season (GP)	K-State Pts. (PPG)	Opp. Pts. (PPG)	Margin
2023-24 (16)	285 (17.8)	156 (9.8)	+129
2022-23 (36)	592 (16.4)	491 (13.6)	+101
2021-22 (33)	497 (15.1)	408 (12.4)	+89
2020-21 (27)	299 (11.1)	475 (17.6)	-176
2019-20 (29)	390 (13.4)	434 (15.0)	-44
2018-19 (33)	497 (15.1)	512 (15.5)	-15
2017-18 (34)	581 (17.1)	388 (11.4)	+193
2016-17 (34)	515 (15.1)	437 (12.9)	+78
2015-16 (32)	491 (15.3)	450 (14.1)	+41
2014-15 (33)	576 (17.5)	420 (12.7)	+156

SHARING IS CARING

- K-State continues to be an unselfish squad at the start of the 2023-24 season.
- The Wildcats have 332 assists (20.8 apg) and own an assist to turnover ratio of 1.5. K-State has tallied an assisted shot rate of 68.7. The Wildcats are second in the Big 12 for assists per game and second in the league and rank sixth in the nation for assisted shot rate.
- K-State handed out 23 or more assists in six straight games from Dec. 1 to Dec. 30.
- Against McNeese State, K-State dished out 29 assists on 40 made field goals. The 29 assists were the most since handing out 30 against Incarnate Word on Dec. 3, 2019.
- Over the last 16 years, the Wildcats are 89-7 (.927) when handing out 20 or more assists.
- In the 2022-23 season, the Wildcats handed out 516 assists (14.3 apg) and recorded an assist on 61.4 percent of made field goals.
- K-State ranked sixth in the league in assists per game and assist to turnover ratio (0.96). According to HerHoopStats.com, K-State ranked 43rd in the nation and third in the Big 12 in assisted shot rate.
- Since assists became an officially tracked stat in 1981-82, K-State has registered an assisted shot rate of 60.0 percent or higher at the end of a season 23 times in its history.

K-STATE ASSISTS | MITTIE ERA

Season	Assists	Asst %	Season	Assists	Asst %
2023-24	332	68.7	2018-19	427	56.3
2022-23	516	61.4	2017-18	525	63.6
2021-22	545	69.0	2016-17	500	61.1
2020-21	429	71.3	2015-16	476	64.5
2019-20	452	60.8	2014-15	425	61.1

WILDCATS' DEFENSE FORGES IDENTITY

- K-State has continued to be a force on the defensive end during head coach **Jeff Mittie's** 10 seasons on the bench.
- In the 2023-24 season, K-State is holding opponents to 50.88 points per game and a field goal percentage of .318. The Wildcats lead the Big 12 and rank fifth in the nation for scoring defense, leads the Big 12 and is third in the nation for field goal percent-

age defense and leads the Big 12 and is second nationally for 3-point field goal percentage defense (.218).

- In the season-opener, K-State held Presbyterian to 35 points. This marked the fewest points allowed by the Wildcats since holding UT Martin to 30 points on November 12, 2021.
- During the last 21 seasons, K-State is 135-3 (.978) when holding an opponent to 49 points or less including a 54-0 mark in the Mittie era. During Mittie's tenure K-State has held 18 opponents to 40 or fewer points.
- The Wildcats held Iowa on Nov. 16 to 58 points, 34 points below its 2023-24 season average and their fewest points since 2019.

K-STATE POINTS PER GAME ALLOWED | MITTIE ERA

Season	Opp. FG%	OPPG	Season	Opp. FG%	OPPG
2023-24	.318	50.9	2018-19	.389	64.4
2022-23	.402	67.3	2017-18	.400	66.6
2021-22	.379	60.6	2016-17	.385	62.4
2020-21	.396	67.1	2015-16	.368	61.4
2019-20	.374	64.7	2014-15	.384	58.2

K-STATE HOLDS FOES TO SINGLE-DIGITS

- Entering the ninth season of the quarter system in women's college basketball, K-State's defense has limited its opponents point production for 10 minute durations.
- Kansas State is 89-28 (.761) when holding an opponent to single digits in any quarter in a game. The Wildcats are 11-0 this season when holding an opponent to single digits in any quarter of a game.
- This season, K-State has held its opponents to 18 quarters with single digits.
- K-State held Presbyterian and Little Rock to three quarters in each game with single digit scoring.
- The Wildcats held Cincinnati on Dec. 30 to a season-low three points in the second quarter on a 6.3 percent (1-of-16) from the field.
- Against Houston on Jan. 3, K-State limited Houston to 14 second half points including five points in the fourth quarter. The 14 points in the second half were the fewest K-State has allowed in the second half this season and fewest since holding Clemson on Nov. 24, 2022, to nine second half points.
- The Wildcats recorded 20 single-digit defensive quarters in the 2022-23 season. K-State was 9-5 in games last season in which they held a foe to single digits in any quarter.

FEWEST POINTS ALLOWED IN A QUARTER | SINCE 2015-16

QTR	Opponent (Date)	Pts
1st	at Kansas (1/20/16)	2
2nd	Oklahoma State (2/20/22)	2
3rd	Three times; Last: vs. Jackson State (12/1/23)	4
4th	Florida A&M (11/17/17) & at Central Arkansas (12/5/20)	4

BLOCK IT & POCKET

- When combining blocks and steal totals in a single game, K-State is 32-1 over the last 16 seasons when achieving a combination of 20+ steals and blocks in the same game.
- K-State is 23-1 under head coach **Jeff Mittie** when achieving a combination of 20+ steals and blocks in the same game. This season, K-State has achieved this feat four times (vs. Presbyterian; vs. McNeese State; vs. Oral Roberts; vs. Houston).
- The Wildcats recorded a combination totalling 29 (18 steals/11 blocks) against Presbyterian on November 6, 2023. This was the highest total in the Mittie era.

COMBINED 20+ STEALS & BLOCKS IN SINGLE GAME | MITTIE ERA

Rk.	Opp. (Date)	Result	Stls	Blks	Total
1.	Presbyterian (11/6/23)	W	18	11	29
2.	Abilene Christian (12/22/14)	W	24	4	28
	Kansas City (12/7/22)	W	20	8	28
4.	UMKC (11/18/14)	W	16	9	25
	Kansas (2/13/21)	W	14	11	25
	McNeese State (12/6/23)	W	13	12	25

CATS SEND BACK SHOTS UNDER MITTIE

- During the **Jeff Mittie** era, K-State has dealt out rejection to its opponents and has maintained a high rate in the 2023-24 season.
- This season, K-State has registered 97 blocked shots (6.1 bpg) and are second in the Big 12 and 10th in the nation for blocks

per game. Of the 13 active players on the roster, 11 have recorded at least one blocked shot.

- K-State have a blocked shot differential of +60 this season (97-37). Since blocks became official in 1982-83, K-State has 21 seasons with a positive blocked shot differential including a school record +73 (163-90) in the 2005-06 season.
- The Wildcats have three games with 10 or more blocks, with 12 against McNeese State on Dec. 6, 11 blocks against Presbyterian on Nov. 6 and 10 against Oral Roberts on Dec. 18. The 12 blocks against McNeese State are tied for the third-most for a single-game in program history.
- Of the 33 missed shots by the Blue Hose, 33 percent were due to a Wildcat blocked shot.
- Under Mittie, K-State has blocked 10 or more shots in a game 15 times, including a school record of 14 at Tulsa on Nov. 13, 2015. K-State is 14-1 during the Mittie era when blocking 10 or more shots.
- During the Mittie era, Kansas State has sent back 1,446 shots for 4.71 per game in the 307 games. K-State has blocked 120 or more shots in each of Mittie's previous nine seasons, the longest streak of 120 or more blocks in program history.
- The 1,446 blocks in the 10 seasons are the most in any 10-season span in program history.

K-STATE BLOCKS & BLOCKS PER GAME | MITTIE ERA

Season	BLKs	BPG	Season	BLKs	BPG
2023-24	97	6.1	2018-19	147	4.5
2022-23	132	3.7	2017-18	160	4.7
2021-22	170*	5.2	2016-17	143	4.2
2020-21	123	4.6	2015-16	157	4.9
2019-20	163	5.6*	2014-15	156	4.7

* - School record

WILDCATS PICKING POCKETS

- The Wildcats continue to swipe the basketball at a high rate. K-State has 139 steals (8.7 spg) this season. Of the 269 opponent turnovers this season, 51.7 percent have come off a K-State steal.
- K-State has seven games with 10 or more steals this season.
- K-State opened the 2023-24 season with 18 steals against Presbyterian. Of the 24 turnovers by the Blue Hose, 75.0 percent came from a Wildcat steal.
- The Wildcats saw each member of its starting five record two or more steals, led by **Jaelyn Glenn** and **Brylee Glenn** with four steals each.
- Kansas State displayed quick hands in the 2022-23 season, as the Wildcats were second in the Big 12 in steals per game (9.33 spg).
- The Wildcats pocketed 336 steals last season, the most since the 2014-15 season (374). Of the 614 opponent turnovers, 54.7 percent came by way of a K-State steal.
- According to HerHoopStats.com, K-State ranked third in the Big 12 with a steal rate (percent of opponent plays that result in a steal) of 11.0 percent. During the **Jeff Mittie** era at K-State, the 2022-23 steal rate ranked second over the nine-season span, trailing the 2014-15 season (14.4 percent).
- The Wildcats notched 16 games with 10 or more steals, including a season-high of 20 against Kansas City on Dec. 7. This marked the most steals by the Wildcats since Dec. 22, 2014, against Abilene Christian (24).
- K-State featured three players with 60 or more steals last season: **Jaelyn Glenn** (91), **Serena Sundell** (67) and **Brylee Glenn** (61). The trio had the most combined steals of any three teammates in the Big 12 last season (219).
- Since at least the 2009-10 season, the 2022-23 season marked the first time K-State featured three players with 60 or more steals.

K-STATE STEALS & STEALS PER GAME | MITTIE ERA

Season	STLs	SPG	Season	STLs	SPG
2023-24	139	8.7	2018-19	271	8.2
2022-23	336	9.3	2017-18	294	8.6
2021-22	245	7.4	2016-17	277	8.1
2020-21	160	5.9	2015-16	289	9.0
2019-20	202	7.0	2014-15	374	11.3

BOARD WORK NOT BORING

- K-State has held the advantage on the glass this season. The Wildcats have out-rebounded its opponents in 13 games this season (12-1).
- Since the 2001-02 season, Kansas State owns a record of 279-45 (.861) when holding the edge on the glass.
- For the season, the Wildcats are averaging 42.4 rebounds per game and hold a +10.6 rebound margin. K-State is second in the Big 12 and is 13th in the nation for defensive rebounds per game (30.75 drpg) and are fourth in the Big 12 and 20th in the nation in rebound margin.
- The Wildcats hauled in a season-high 61 rebounds against Oral Roberts on Dec. 18. This was the most rebounds for the Cats since pulling in 61 against Northwestern State on Nov. 27, 2021.
- K-State's largest margin on the glass this season also came against McNeese State, as the Wildcats outrebounded the Cowgirls by +31 (58-27).
- The Wildcats recorded a season-high 22 second-chance points against Jackson State on Dec. 1. The 22 second-chance points were the most since scoring 23 against Kansas on Feb. 13, 2021.

BENCH BOOST

- K-State has found offense from its second unit this season.
- The Wildcats have tallied 405 points (25.3 ppg) from its bench this season and ranks fifth in the Big 12 and 44th in the nation in the category.
- K-State's bench has outscored the opposing team's bench in 14 games this season (405-188; +217, +13.6 per game).
- The Wildcats have received 20 or more points from its bench in 14 games this season, including a season-high of 47 against McNeese State on Dec. 6.

WILDCATS ON THE ROAD

- K-State has a 290-321 (.475) record in road games during the program's 56-year history.
- Since the 2000-01 season, K-State owns a 130-142 (.478) mark in road contests.
- In his career in games played on the road, head coach **Jeff Mittie** is 166-201 (.452) including a 41-64 (.390) mark during his time at K-State.
- This season, K-State is 4-0 in road games. The four-game road winning streak is K-State's longest since a four-game streak in the 2021-22 season.
- With its win at Little Rock on Nov. 11, 2023, K-State snapped an 11-game road losing streak. This was tied for the longest road losing streak in program history.
- With its win at then second-ranked Iowa on Nov. 16, 2023, K-State secured its highest ranked road win in program history and ended a 14-game road losing streak against ranked opponents.

THEY GOT THEIR EYE ON THEM

- K-State women's basketball placed three players on the Naismith Basketball Hall of Fame, Women's Basketball Coaches Association (WBCA) national positional awards watch lists. Fans can vote for these honors daily at hoophallawards.com.
- Junior guard **Serena Sundell** was chosen for the Nancy Lieberman Award watch list, given annually to the top point guard in the nation. This was the first time Sundell was named to the list.
- Senior guard **Gabby Gregory** was selected to the Ann Meyers Drysdale Award watch list, given annually to the nation's top shooting guard. Gregory was a top-10 selection for the Drysdale Award in 2023.
- Senior center **Ayoka Lee** was named to the Lisa Leslie Award watch list, given annually to the top center in the nation. This is the third time in her career that Lee was named to the Leslie Award watch list. In 2022, Lee was a finalist for the honor.
- K-State was one of 11 teams in the nation and one of three in the Big 12 (Baylor, Texas) this season to place three players on three different positional award watch lists.
- Gregory and Lee were also named to the 2023-24 Jersey Mike's Naismith Women's Player of the Year and the 2023-24 Wooden Award Player of the Year presented by Principal watch lists.

2023-24 PROMOTIONS

- **Youth Team Games:** Youth teams and K-State women's basketball camp attendees can attend a select game for FREE this season with prior registration. Complete the online form no later than one week prior to the game fans wish to attend at kstatesports.com/promotions. Team/Camper games this year are:
 - Saturday, January 13 vs. Texas
 - Saturday, January 27 vs. BYU
 - Wednesday, February 21 vs. West Virginia

- **Wednesday Wildcat 4-Packs:** Each Wednesday home game, fans can purchase four general admission tickets and four \$10 concession vouchers for just \$50! Wildcat 4-Packs are available for these games: December 6 vs. McNeese State, December 20 vs. Southern, January 3 vs. Houston, January 10 vs. Oklahoma, February 21 vs. West Virginia, and February 28 vs. Iowa State.

Special Events and Packages:

- **Junior Wildcats Club Day** - January 13 vs. Texas: K-State welcomes members of the Junior Wildcats Club to experience Wildcat Women's Basketball up close. It's 'Willie' Wonka night with themed giveaways and experiences for Junior Wildcats Club members during a pre-game event.

- **Sunflower Showdown T-Shirt Package** - January 20 vs. KU: Show your Wildcat Pride by purchasing a t-shirt package for the in-state rivalry game. Each package includes a general admission ticket and an exclusive t-shirt.

- **National Girls and Women in Sports Day** - February 10 vs. Oklahoma State: K-State will host its sixth-annual pre-game clinic for girls in first through eighth grades. The pre-game clinic will be hosted by K-State female student-athletes and feature stations highlighting many different sports. All participants in the clinic will receive a free gift and free admission to the game. Registration is required.

- **Play 4 Kay Pink Game and Barbie Night** - February 17 vs. UCF: The Wildcats continue the fight against cancer with the annual WBCA Kay Yow cancer awareness game paired with a Barbie themed evening.

- **Wine Wednesday Ticket Package** - February 28 vs. Iowa State: The fan-favorite Wine Wednesday ticket package is back this season. Each package includes a general admission ticket, access to a pre-game wine and food tasting in the Shamrock Zone, and a K-State wine glass.

2023-24 K-STATE WOMEN'S BASKETBALL NOTES

2023-24 Big 12 Preseason Poll

1. Texas (12)	168
2. Baylor (2)	148
3. Kansas	138
4. Kansas State	133
5. Oklahoma	121
6. Iowa State	107
7. Oklahoma State	99
8. West Virginia	80
9. TCU	77
10. Texas Tech	63
11. BYU	56
12. Houston	45
13. Cincinnati	22
14. UCF	18

Preseason All-Big 12 Honors

Preseason Player of the Year: Rori Harmon, Texas
Preseason Newcomer of the Year: Jada Walker, Baylor
Preseason Freshman of the Year: Madison Booker, Texas

Preseason All-Big 12 Team

Sarah Andrews, Baylor; Darianna Littlepage-Buggs, Baylor; Emily Ryan, Iowa State; Zakiyah Franklin, Kansas; Taiyanna Jackson, Kansas; Gabby Gregory, Kansas State; Ayoka Lee, Kansas State; Skylar Vann, Oklahoma; DeYona Gaston, Texas; Rori Harmon, Texas; JJ Quinerly, West Virginia

Honorable Mention

Lauren Gustin, BYU; Holly Kersgieter, Kansas; Serena Sundell, Kansas State; Lior Garzon, Oklahoma State; Sedona Prince, TCU; Shaylee Gonzales, Texas; Aaliyah Moore, Texas; Bailey Maupin, Texas Tech

K-STATE SIGNEE

Finley Ohnstad, G/F, Elko New Market, Minn., Lakeville South HS

- 2023 *Pioneer Press* East Metro Player of the Year finalist
- 2022-23 All-Metro honors
- Three-time All-South Suburban Conference selection
- 2022-23 *Star Tribune* Preseason Player to Watch

WE ARE AN AG SCHOOL

- Fans and media may notice a stuffed four-legged friend on the K-State bench this season.
- During the summer, the K-State coaching staff encouraged the team to get "gaps" which are three consecutive stops on defense and to do this seven times in a game.
- Before the season, head coach Jeff Mittie asked **Serena Sundell, Gabby Gregory** and **Ayoka Lee** to make this their own and to embrace the three straight defensive stops. Enter Gap Goat.
- Gap Goat, who can be followed on Instagram (@GapGoat7), is hoisted aloft when the Wildcats register three consecutive defensive stops. Gappy lives at the Ice Basketball Training Center and comes to Bramlage and on road trips to get gaps.
- Gap Goat's apparel includes a K-State jersey and gold chains with one chain featuring a goal number seven pendant, which he is awarded when the team gets seven "gaps" in a game.
- Gregory chose a goat because it is her favorite animal.



PRESEASON POLL NOT FINAL VERDICT

- K-State has a history of exceeding the expectations of the league's coaches.
- Entering the 2023-24 season, the Wildcats were voted fourth in the preseason poll.
- In its history, K-State is second among Big 12 members in exceeding preseason predictions, finishing on average +1.04 positions higher than its preseason prediction in the 25 polls that have a preseason prediction and a final standing attached to it. The 1996-97 and 2017-18 seasons are not included in these calculations, as neither had a preseason poll.
- The Wildcats have finished 18 of 25 seasons above its preseason prediction and own the largest single-season deviation in league history from its preseason prediction and its final place with a +7 by winning the Big 12 in 2007-08.

EXCEEDING PRESEASON EXPECTATIONS

Rk.	School	Avg. Deviation
1.	Oklahoma State	+1.12
2.	Kansas State	+1.04
3.	Iowa State	+0.68
4.	Oklahoma	+0.44
5.	Baylor	+0.32
6.	TCU (10 polls w/ final standing)	+0.10
7.	Texas Tech	-0.44
8.	West Virginia (10 polls w/ final standing)	-0.50
9.	Kansas	-0.52
10.	Texas	-1.64

NATIONAL POLLS

ASSOCIATED PRESS TOP 25 POLL (1/8)

Rk	School	Record	Points	PVS
1.	South Carolina (34)	14-0	874	1
2.	UCLA (1)	14-0	841	2
3.	Iowa	15-1	760	4
4.	Baylor	14-0	738	6
5.	Colorado	13-1	705	5
6.	NC State	14-1	671	3
7.	LSU	15-1	668	7
8.	Stanford	14-1	637	8
9.	USC	12-1	593	9
10.	Texas	15-1	589	10
11.	Virginia Tech	12-2	542	13
12.	Kansas State	15-1	513	11
13.	UConn	12-3	487	12
14.	Indiana	13-1	428	14
15.	Louisville	13-2	365	17
16.	Gonzaga	14-2	319	18
17.	Ohio State	11-3	270	20
18.	Notre Dame	10-3	265	16
19.	Utah	11-4	264	15
20.	North Carolina	11-4	218	20
21.	Florida State	12-4	162	22
22.	Creighton	11-3	99	21
23.	Marquette	13-2	96	19
24.	West Virginia	13-1	70	24
25.	UNLV	12-1	68	RV

Others receiving votes:

Vanderbilt, 38; Michigan State, 23; Oregon State, 15; Syracuse, 15; **TCU, 11**; Arizona, 8; California, 6; Princeton, 4; Nebraska, 3; Davidson, 3; Maryland, 2; Fairfield, 2; Miami (Fla.), 1; Texas A&M, 1; Washington, 1

Bold denotes 2023-24 K-State opponent | First place votes in parentheses

USA TODAY/WBCA TOP 25 COACHES' POLL (1/9)

Rk	School	Record	Points	PVS
1.	South Carolina (32)	14-0	800	1
2.	UCLA	14-0	768	2
3.	Iowa	15-1	727	3
4.	LSU	15-1	661	5
5.	Colorado	13-1	632	7
6.	USC	12-1	626	6
7.	Baylor	14-0	590	9
8.	Stanford	14-1	585	8
9.	NC State	14-1	574	4
10.	Texas	15-1	508	10
11.	Virginia Tech	12-2	499	11
12.	Kansas State	15-1	457	12
13.	Indiana	13-1	415	14
14.	UConn	12-3	394	15
15.	Louisville	13-2	337	16
16.	Ohio State	11-3	296	18
17.	Gonzaga	14-2	280	19
18.	Utah	11-4	268	12
19.	Notre Dame	10-3	191	17
20.	Florida State	12-4	146	22
21.	Creighton	11-3	129	21
22.	North Carolina	11-4	117	RV
23.	Marquette	13-2	91	20
24.	Vanderbilt	15-1	57	RV
25.	UNLV	12-1	50	RV

Others receiving votes:

West Virginia, 46; Syracuse, 45; Miami (Fla.), 42; Princeton, 15; Washington, 14; Oregon State, 13; Michigan, 9; **TCU, 7**; Michigan State, 5; Arizona, 2; Green Bay, 2; Maryland, 2

Bold denotes 2023-24 K-State opponent | First place votes in parentheses

K-STATE IN THE POLLS

	AP	COACHES	NCAA NET
Pre	rv	rv	-
Nov. 13	rv	rv	-
Nov. 20	16	22	-
Nov. 27	14	18	-
Dec. 4	13	16	10
Dec. 11	12	16	8
Dec. 18	12	16	8
Dec. 25	11	16	8
J. 1	11	12	9
J. 8	12	12	9

Other Rankings:

ESPN.com: 11 (Jan. 8)
 The Athletic: 11 (Jan. 8)
 HerHoopStats: 19 (Jan. 8)
 Massey Index: 13 (Jan. 8)



WILDCATS WITH 375+ WINS IN BRAMLAGE

- K-State is 388-154 (.716) all-time inside Bramlage Coliseum, which is in its 36th season of existence.
- This season, the Wildcats are 8-0 in Bramlage. When including its two wins in the 2023 WNIT at the end of the 2022-23 season, K-State is currently on a 10-game home court winning streak, the longest in the **Jeff Mittie** era.
- Over the last three seasons, K-State is 37-7 (.841) in home contests. This is the highest home winning percentage over a three-season span under Mittie.
- The Wildcats carded a 15-4 record at home in the 2022-23 season and tied the longest home-court winning streak in the Mittie era to open the season with nine wins.
- This was the 32nd time in program history that the Wildcats reached double figures in home victories. It marked the 24th season K-State has won 10 or more games in Bramlage.
- In his career in games played in his home venue, Mittie is 392-111 (.779) including an 118-46 (.720) record at K-State.
- Kansas State has protected Bramlage Coliseum with determination against non-conference foes with a record of 228-29 (.887) with an active 28-game winning streak against non-con opponents. Mittie is 74-8 (.902) in non-conference games in Bramlage Coliseum.

FILLING UP THE PURPLE PALACE

- This season, the Wildcats rank 36th in the nation and sixth in the Big 12 for total attendance (27,715). K-State is 42nd in the nation and sixth in the league in average attendance (3,464 average; 8 home games).
- In the 2022-23 season, the Wildcats ranked 31st in the nation and fifth in the Big 12 for total attendance (61,896). K-State was 37th in the nation and sixth in the league in average attendance (3,258 average; 19 home games).
- When the crowd is 7,500 or more in Bramlage Coliseum, K-State is 43-12 (.782) including a record of 18-5 (.783) when the crowd is 10,000 or more.
- The Wildcats moved into Bramlage Coliseum prior to the start of the 1988-89 season and have seen 1,996,051 fans pass through the doors. K-State reached the 1,500,000 mark for women's basketball attendance on Feb. 21, 2015.

K-STATE AT HOME SINCE 2014-15

- 118** Home wins for K-State in the Jeff Mittie era
- 74** Wins against non-conference opponents
- 10** Longest home winning streak under Mittie (2023-24)

YEAR-BY-YEAR RESULTS IN BRAMLAGE COLISEUM

YEAR.....RECORD	YEAR.....RECORD
1988-89.....11-2	2010-11.....13-2
1989-90.....11-2	2011-12.....10-4
1990-91.....8-4	2012-13.....12-7
1991-92.....4-9	2013-14.....7-7
1992-93.....6-10	2014-15.....15-5
1993-94.....10-3	2015-16.....13-4
1994-95.....9-5	2016-17.....14-4
1995-96.....11-4	2017-18.....11-8
1996-97.....11-1	2018-19.....12-4
1997-98.....8-5	2019-20.....9-6
1998-99.....10-4	2020-21.....7-8
1999-00.....7-6	2021-22.....14-3
2000-01.....7-6	2022-23.....15-4
2001-02.....13-2	2023-24.....8-0
2002-03.....19-1	TOTALS388-154 (.716)
2003-04.....13-0	
2004-05.....11-2	
2005-06.....14-5	
2006-07.....13-5	
2007-08.....12-2	
2008-09.....13-1	
2009-10.....7-8	

BRAMLAGE COLISEUM FACTS

- Built: 1986
- Capacity: 11,010
- Seasons: 36th
- K-State's All-Time Record: 388-154 (.716)

HOME CROWDS OVER 10,000 AT BRAMLAGE COLISEUM

1.	Nebraska (1/12/02)	13,466
	Marquette (3/31/06)	13,340
	Kansas (1/17/04)	13,340
	Texas A&M (2/22/03)	13,340
	Oklahoma State (2/15/03)	13,340
	Texas (1/25/03)	13,340
	Iowa State (2/2/02)	13,340
	Texas Tech (1/27/02)	13,340
9.	Baylor (2/4/12)	12,528
	Connecticut (12/11/16)	12,528
11.	Texas Tech (3/3/04)	12,174
12.	Oklahoma (2/13/02)	11,789
13.	Arkansas (3/17/02)	11,786
14.	Colorado (1/11/03)	11,753
15.	Notre Dame (3/25/03)	11,534
16.	Kansas (2/26/05)	11,254
17.	Iowa (1/5/03)	10,913
18.	Oklahoma (1/31/04)	10,866
19.	Harvard (3/23/03)	10,732
20.	Kansas (2/26/03)	10,702
21.	Kent State (3/15/02)	10,573

2023-24 K-STATE WOMEN'S BASKETBALL NOTES

K-STATE AMONG 2023-24 NCAA STATISTICAL LEADERS

Team Stat Rankings - NCAA (1/8)

SCORING	All Games
Scoring Offense	77.2 (42nd)
Scoring Defense	50.9 (5th)
Scoring Margin	+26.3 (8th)
Field Goal Pct.	.485 (13th)
3-Pt. Field Goal Pct.	.316 (153rd)
3-Pt. Field Goals Made per Game	6.8 (122nd)
3-Pt. Field Goals Attempted per Game	21.6 (107th)
Free Throw Pct.	.693 (193rd)
Field Goal Pct. Defense	.318 (3rd)
3-Pt. Field Goal Pct. Defense	.218 (2nd)

REBOUNDING	All Games
Rebounds per Game	42.44 (34th)
Offensive Rebounds per Game	11.7 (185th)
Defensive Rebounds per Game	30.8 (13th)
Rebounding Margin	+10.6 (20th)

ADDITIONAL	All Games
Blocked Shots per Game	6.1 (10th)
Assists per Game	20.8 (4th)
Steals per Game	8.7 (121st)
Turnovers per Game	13.6 (42nd)
Turnovers Forced	16.8 (162nd)
Turnover Margin	+3.19 (82nd)
Assist/Turnover Ratio	1.52 (9th)
Bench Points per Game	25.3 (44th)
Personal Fouls per Game	15.4 (93rd)

Player Stat Rankings - NCAA (1/8)

Ayoka Lee	All Games
Points	316 (12th)
Points per Game	19.8 (28th)
Field Goals Made	133 (3rd)
Field Goals Attempted	196 (86th)
Field Goal Pct.	.679 (3rd)
Free Throws Made	49 (121st)
Free Throws Attempted	69 (101st)
Rebounds	131 (43rd)
Rebounds per Game	8.2 (98th)
Blocks	40 (11th)
Blocks per Game	2.5 (13th)
Double-Doubles	5 (49th)

Serena Sundell	All Games
Assists	74 (48th)
Assists per Game	4.6 (70)
Assist-Turnover Ratio	2.18 (65th)

Jaelyn Glenn	All Games
Steals	33 (64th)
Steals per Game	2.06 (139th)

Taryn Sides	All Games
Assists	73 (52nd)
Assists per Game	4.6 (79th)
Assist-Turnover Ratio	4.06 (3rd)

Gabby Gregory	All Games
3-pt. Field Goals Attempted	88 (108th)
Assists	63 (90th)
Assists per Game	3.9 (132nd)
Assist-Turnover Ratio	2.17 (66th)

BIG 12 CONFERENCE

2023-24 STANDINGS

	Big 12			Overall		
	W	L	.Pct	W	L	.Pct
Baylor	3	0	1.000	14	0	1.000
Kansas State	3	0	1.000	15	1	.938
Iowa State	3	0	1.000	10	4	.714
Oklahoma	3	0	1.000	9	5	.643
Texas	2	1	.667	15	1	.938
West Virginia	2	1	.667	13	1	.929
Texas Tech	2	1	.667	13	3	.812
Oklahoma State	2	1	.667	9	5	.643
TCU	1	2	.333	14	2	.875
UCF	0	3	.000	9	4	.692
Houston	0	3	.000	9	5	.643
BYU	0	3	.000	10	6	.625
Cincinnati	0	3	.000	8	6	.571
Kansas	0	3	.000	7	7	.500

* - Big 12 regular season champion | < Big 12 tournament champion
 \$ - NCAA Tournament participant | % - WNIT participant | @ - WNIT champion

Wednesday, Jan. 10

UCF at Cincinnati, 5 p.m.
 Oklahoma at K-State, 6 p.m.
 Texas Tech at Oklahoma State, 6:30 p.m.
 Baylor at Kansas, 6:30 p.m.
 West Virginia at Iowa State, 6:30 p.m.
 BYU at Houston, 7 p.m.
 TCU at Texas, 7 p.m.

Saturday, Jan. 13

West Virginia at UCF, 11 a.m.
 Baylor at Iowa State, 12 p.m.
 Texas at Kansas State, 1 p.m.
 TCU at Houston, 2 p.m.
 Texas Tech at Oklahoma, 2 p.m.
 Cincinnati at BYU, 5 p.m.
 Oklahoma State at Kansas, 6:30 p.m.

Tuesday, Jan. 16

Kansas at Texas, 7 p.m.

Wednesday, Jan. 17

Houston at West Virginia, 6 p.m.
 Iowa State at Texas Tech, 6 p.m.
 BYU at Oklahoma State, 6:30 p.m.
 Kansas State at TCU, 6:30 p.m.

K-STATE AMONG 2023-24 BIG 12 STATISTICAL LEADERS

Team Stat Rankings - Big 12 (1/8)

SCORING	All Games/Big 12 Games
Scoring Offense	77.19 (7th)/ 70.0 (5th)
Scoring Defense	50.88 (1st)/ 45.00 (1st)
Scoring Margin	+26.31 (3rd)/ +25.00 (1st)
Field Goal Pct.	.485 (2nd)/ .494 (3rd)
Free Throw Pct.	.693 (10th)/ .725 (7th)
3-Pt. Field Goal Pct.	.316 (11th)/ .315 (7th)
3-Pt. Field Goals Made per Game	6.81 (9th)/ 5.67 (10th)
Field Goal Pct. Defense	.318 (1st)/ .290 (1st)
3-Pt. Field Goal Pct. Defense	.218 (1st)/ .167 (1st)

REBOUNDING	All Games/Big 12 Games
Rebounding Offense	42.44 (5th)/ 35.33 (t6th)
Rebounding Defense	31.88 (5th)/ 33.0 (t5th)
Rebounding Margin	+10.56 (4th)/ +2.33 (6th)
Offensive Rebounds per Game	11.69 (9th)/ 8.00 (t10th)
Defensive Rebounds per Game	30.75 (2nd)/ 27.33 (5th)

ADDITIONAL	All Games/Big 12 Games
Blocked Shots per Game	6.06 (2nd)/ 6.67 (1st)
Assists per Game	20.75 (2nd)/ 18.00 (t3rd)
Steals per Game	8.69 (7th)/ 8.00 (7th)
Turnover Margin	+3.19 (6th)/ +3.33 (4th)
Assist/Turnover Ratio	1.52 (2nd)/ 1.20 (3rd)

Player Stat Rankings - Big 12 (1/8)

Ayoka Lee	All Games/Big 12 Games
Points per Game	19.75 (3rd)/15.00 (t10th)
Field Goal Pct.	.679 (1st)/.645 (3rd)
Free Throw Pct.	.710 (t2th)/-
Rebounds per Game	8.19 (7th)/ 8.33 (t5th)
Blocks per Game	2.50 (3rd)/ 4.00 (1st)
Offensive Rebounds per Game	3.00 (t4th)/ 3.67 (2nd)
Defensive Rebounds per Game	5.19 (7th)/ 4.67 (t11th)
30-Pt Games	2 (t1st)
20-Pt Games	8 (t2nd)
20-Reb. Games	1 (2nd)
10-Reb. Games	5 (t5th)
Double-Doubles	5 (t5th)

Serena Sundell	All Games/Big 12 Games
Points per Game	-/13.00 (t19th)
Field Goal Pct.	-/.607 (4th)
Assists per Game	4.63 (6th)/3.67 (t13th)
Assist/Turnover Ratio	2.40 (6th)/ -
Blocks per Game	- / 0.67 (t14th)
20-Pt. Games	2 (t13th)

Gabby Gregory	All Games/Big 12 Games
Assists per Game	3.94 (10th)/5.00 (6th)
Assist/Turnover Ratio	2.07 (9th)/ 3.75 (1st)
Free Throw Pct.	- / .786 (t11th)

Jaelyn Glenn	All Games/Big 12 Games
Steals per Game	2.06 (8th)/2.33 (t5th)
Blocks per Game	- / 0.67 (t14th)
Defensive Rebounds per Game	- / 4.33 (t15th)
Minutes Played per Game	- /35.53 (14th)

Taryn Sides	All Games/Big 12 Games
Assists per Game	4.56 (7th)/ 4.0 (t10th)
Assist/Turnover Ratio	4.50 (2nd)/ 3.00 (3rd)
10- Assist Games	1 (t4th)/-

Imani Lester	All Games/Big 12 Games
Blocks per Game	- / 0.67 (t14th)

Zyanna Walker	All Games/Big 12 Games
Steals per Game	-/1.67 (t15th)

1 | ZYANNA WALKER

G | 5-8 | R-FR. - TR | WICHITA, KAN. (LOUISVILLE)

• Fifth player in the 56-year history of women's basketball at Kansas State to wear the number 1.



POINTS

2023-24 Season	14, vs. Oral Roberts (12/18/23)
Career	14, vs. Oral Roberts (12/18/23)

FIELD GOALS MADE/ATTEMPTED

2023-24 Season	5, six times / 10, at Iowa (11/16/23)
Career	5, six times / 10, at Iowa (11/16/23)

3-PT. FIELD GOALS MADE/ATTEMPTED

2023-24 Season	3, vs. Presbyterian (11/6/23) / 4, vs. ORU (12/18/23)
Career	3, vs. Presbyterian (11/6/23) / 4, vs. ORU (12/18/23)

FREE THROWS MADE/ATTEMPTED

2023-24 Season	4, at Little Rock (11/11/23) / 4, at Little Rock (11/11/23)
Career	4, at Little Rock (11/11/23) / 4, at Little Rock (11/11/23)

REBOUNDS

2023-24 Season	7, vs. Missouri (12/9/23)
Career	7, vs. Missouri (12/9/23)

ASSISTS

2023-24 Season	7, vs. Southern (12/20/23)
Career	7, vs. Southern (12/20/23)

BLOCKS

2023-24 Season	2, vs. Oral Roberts (12/18/23)
Career	2, vs. Oral Roberts (12/18/23)

STEALS

2023-24 Season	4, vs. Houston (1/3/24)
Career	4, vs. Houston (1/3/24)

MINUTES

2023-24 Season	28, at Iowa (11/16/23)
Career	28, at Iowa (11/16/23)

MISCELLANEOUS CAREER STATS

Double-Figure Scoring Games	7
20+ Point Games	-
Double-Figure Rebounding Games	-
5+ Rebound Games	4
Double-Doubles	-
5+ Assist Games	2
4+ Steal Games	1
2+ Steal Games	3
2+ Block Games	1
4+ Made 3-Pt. FGs	-
2+ Made 3-Pt. FGs	2

2023-24 GAME-BY-GAME

Opponent	Min	FG	3FG-3FGA	FT-FTA	O-D-Reb	PF	A	TO	Bk	St	Pts
Presbyterian	12	5-5	3-3	0-0	0-1-1	2	2	0	0	0	13
at Little Rock	18	3-6	0-2	4-4	0-6-6	2	1	1	1	1	10
at Iowa	28	5-10	1-2	1-1	1-2-3	2	2	0	0	0	12
Wisconsin	16	1-5	0-0	0-2	0-4-4	1	1	2	0	0	2
vs. Western Kentucky	14	3-8	0-1	1-2	2-1-3	1	0	2	0	0	7
vs. North Carolina	22	1-6	1-2	0-0	2-4-6	4	0	3	0	0	3
vs. Iowa	22	5-7	1-2	0-0	0-1-1	0	0	3	0	1	11
Jackson State	16	1-4	0-1	2-2	2-2-4	2	5	4	0	2	4
McNeese State	16	2-3	0-0	0-0	2-3-5	0	0	2	0	1	4
vs. Missouri	18	2-7	0-3	0-0	1-6-7	1	0	0	0	0	4
North Florida	17	3-6	0-0	0-0	0-1-1	1	0	3	0	1	6
Oral Roberts	20	5-8	2-4	2-2	1-3-4	0	1	1	2	2	14
Southern	22	4-5	1-1	0-0	0-4-4	0	7	1	0	0	9
at Cincinnati *	16	5-7	1-3	0-0	1-4-5	3	1	0	0	1	11
Houston *	22	5-9	0-2	2-2	2-2-4	1	1	4	0	4	12
at UCF *	19	0-4	0-2	0-0	0-1-1	4	3	1	1	0	0
Oklahoma *											
Texas *											
at TCU *											
Kansas *											
at Baylor *											
BYU *											
at Oklahoma *											
at Texas *											
Oklahoma State *											
at Iowa State *											
UCF *											
West Virginia *											
at Kansas *											
Iowa State *											
at Texas Tech *											

+ starts | * Big 12 | ! Big 12 Championships | % WNIT | \$ NCAA Tournament

WALKER WOWS IN DEBUT

- Redshirt freshman **Zyanna Walker** has been a solid bench presence for the Wildcats in her debut season in the Little Apple.
- This season, Walker has scored in double figures in seven games and is fourth on the team in scoring at 7.6 points per game on a .500 field goal percentage, including a 3-point field goal percentage of .357, and 3.7 rebounds.
- Walker has made five or more field goals in six games. She surpassed her point total from her five games at Louisville by the conclusion of her second game at K-State (23-13).
- Against Presbyterian, Walker registered 13 points on 5-of-5 shooting, including 3-of-3 from beyond the arc, off the bench in just over 12 minutes of action.
- The guard from Wichita, Kansas, equaled her point total from her five games played at Louisville in 2022-23.
- According to HerHoopStats.com, Walker was the only Wildcat in any game since at least the 2009-10 season with five or more made field goals and three or more 3-point field goals made and finish perfect from the field.

REDSHIRT FRESHMAN (2023-24)

Registered career season-high for points (23), field goals made and attempted (8-11), free throws made and attempted (4-4) and assists (3)... Made K-State debut with 12 minutes off the bench against Presbyterian (11/6) and tallied a perfect night with 5-of-5 shooting, including 3-of-3 from 3-point range for 13 points, two assists and a rebound... Carded 10 points on 3-of-6 shooting, a career-high six rebounds, an assist, a block and a steal... Tallied a career-high 28 minutes off the bench at Iowa (11/16) and responded with 12 points on 5-of-10 shooting and three rebounds... Notched 11 points on 5-of-7 shooting against Iowa (11/26)... Tallied 14 points on 5-of-8 shooting and 2-of-4 from 3-point range,

four rebounds, two blocks and two steals against Oral Roberts (12/18)... Recorded 11 points on 5-of-7 shooting and five rebounds at Cincinnati (12/30)... Tallied 12 points on 5-of-9 shooting, four rebounds, and a career-high four steals against Houston (1/3).

LOUISVILLE (2022-23)

Received a medical hardship after playin in five games and averaging 10.6 minutes per game... Notched 13 points (2.6 ppg) on 60.0 percent (6-of-10) shooting from the field including 1-of-2 from beyond the arc... Hauled in seven rebounds (1.4 rpg)... Made her collegiate debut against Middle Tennessee (12/4) and tallied four points and a career-high three rebounds in 13 minutes... Registered a career-high six points on 3-of-5 shooting against SIUE (12/6)... Recorded three points in 10 minutes at Pittsburgh (12/18).

HIGH SCHOOL

Rated as a four-star prospect and ranked #15 in the nation by Prep Girls Hoops... Ranked #38 overall and the #8 guard in the class of 2022 by espnW HoopGurlz... 2022 Kansas Gatorade Player of the Year... 2022 Naismith High School Trophy Underclassmen Girls Watch List... 2020 Kansas Basketball Coaches Association (KBCA) Class 6A All-State Second Team selection... All-State and All-Metro selection in sophomore and senior seasons... In the 2021-22 season, averaged 25.7 points, 8.4 rebounds, 5.8 assists and 5.1 steals... During the 2019-20 season, averaged 20 points per game before a season-ending knee injury.

WALKER'S CAREER STATISTICS

YEAR	G-GS	MIN-AVG.	FGM-FGA	PCT	3PT-A	PCT	FTM-FTA	PCT	O-D-T	AVG	PF-D	A	TO	BLK	ST	PTS-AVG
2022-23 (Louisville)	5-0	53-10.6	6-10	.600	1-2	.500	0-0	.000	1-6-7	1.4	8-0	1	3	1	2	13-2.6
2023-24 (K-State)	16-0	303-18.9	50-100	.500	10-28	.357	12-15	.800	14-45-59	3.7	24-0	24	27	4	13	122-7.6
TOTAL	21-0	353-16.8	56-110	.509	11-30	.367	12-15	.800	15-51-66	3.1	32-0	25	30	5	15	135-6.4



2 | JA'MIA HARRIS

G | 5-11 | R-FR. - HS | LANCASTER, TEXAS (DESOTO HS)

2023-24 GAME-BY-GAME

Opponent	Min	FG	3FG-3FGA	FT-FTA	O-D-Reb	PF	A	TO	Bk	St	Pts
Presbyterian	6	0-0	0-0	0-0	0-1-1	0	0	0	0	1	0
at Little Rock	8	0-3	0-2	0-0	0-1-1	2	0	0	0	0	0
at Iowa					DNP - Coach's Decision						
Wisconsin	8	2-4	1-1	0-0	0-0-0	1	1	2	0	2	5
vs. Western Kentucky	4	1-2	0-1	0-0	0-0-0	1	0	1	0	0	2
vs. North Carolina					DNP - Coach's Decision						
vs. Iowa					DNP - Coach's Decision						
Jackson State	10	1-2	0-0	0-0	0-0-0	1	0	0	0	0	2
McNeese State	16	1-4	1-4	2-2	0-1-1	3	1	2	0	0	5
vs. Missouri	3	0-0	0-0	0-0	0-1-1	1	0	1	0	0	0
North Florida	13	1-6	1-3	1-2	0-1-1	1	1	2	0	1	4
Oral Roberts	9	1-4	0-2	0-0	0-0-0	1	1	1	0	0	2
Southern	10	0-1	0-0	0-0	0-1-1	2	0	2	0	1	0
at Cincinnati*	4	0-2	0-1	0-0	0-0-0	1	0	0	0	0	0
Houston*					DNP - Coach's Decision						
at UCF*					DNP - Coach's Decision						
Oklahoma*											
Texas*											
at TCU*											
Kansas*											
at Baylor*											
BYU*											
at Oklahoma*											
at Texas*											
Oklahoma State*											
at Iowa State*											
UCF*											
West Virginia*											
at Kansas*											
Iowa State*											
at Texas Tech*											

+ starts | * Big 12 | ! Big 12 Championships | % WNIT | \$ NCAA Tournament

POINTS

2023-24 Season	5, twice
Career	5, twice

FIELD GOALS MADE/ATTEMPTED

2023-24 Season	2, vs. Wisconsin (11/19/23) / 6, vs. UNF (12/16/23)
Career	2, vs. Wisconsin (11/19/23) / 6, vs. UNF (12/16/23)

3-PT. FIELD GOALS MADE/ATTEMPTED

2023-24 Season	1, three times / 4, vs. McNeese State (12/6/23)
Career	1, four times / 4, vs. McNeese State (12/6/23)

FREE THROWS MADE/ATTEMPTED

2023-24 Season	2, vs. McNeese St. (12/6/23) / 2, twice
Career	2, vs. McNeese St. (12/6/23) / 2, twice

REBOUNDS

2023-24 Season	1, six times
Career	1, seven times

ASSISTS

2023-24 Season	1, four times
Career	2, vs. Central Arkansas (11/7/22)

BLOCKS

2023-24 Season	-
Career	-

STEALS

2023-24 Season	2, vs. Wisconsin (11/19/23)
Career	2, vs. Wisconsin (11/19/23)

MINUTES

2023-24 Season	16, vs. McNeese State (12/6/23)
Career	16, vs. McNeese State (12/6/23)

MISCELLANEOUS CAREER STATS

Double-Figure Scoring Games	-
20+ Point Games	-
Double-Figure Rebounding Games	-
Double-Doubles	-
5+ Rebound Games	-
5+ Assist Games	-
2+ Steal Games	1
2+ Block Games	-
2+ Made 3-Pt. FGs	-

REDSHIRT FRESHMAN (2023-24)

Returned from injury and made season debut against Presbyterian (11/6)... Registered five points and two steals in eight minutes against Wisconsin (11/19)... Carded five points, a rebound and an assist against McNeese State (12/6).

FRESHMAN (2022-23)

Suffered season-ending injury against Central Arkansas (11/7)... Career debut came against Central Arkansas (11/7) and tallied three points and two assists in 10 minutes.

HIGH SCHOOL

Helped DeSoto win the 2022 Texas 6A State title and a number two national ranking according to MaxPreps.com... Named 2022 Texas 6A State Championship MVP... 2022 McDonald's All-American nominee... Averaged 17 points and five rebounds in her senior season... 2020 Texas 6A Offensive MVP... 2020 All-Area Second Team selection by the *Dallas Morning News* while averaging 15.0 points per game... In the 2018-19 season, collected Texas Association of Basketball Coaches (TABC) All-Region honors.

HARRIS'S CAREER STATISTICS

YEAR	G-GS	MIN-AVG.	FGM-FGA	PCT	3PT-A	PCT	FTM-FTA	PCT	O-D-T	AVG	PF-D	A	TO	BLK	ST	PTS-AVG
2022-23	1-0	10-10.0	1-4	.250	1-3	.333	0-0	.000	0-1-1	1.0	1-0	2	0	0	0	3-3.0
2023-24	11-0	92-8.4	7-28	.250	3-14	.214	3-4	.750	0-6-6	0.5	14-0	4	11	0	5	20-1.8
TOTAL	12-0	102-8.5	8-32	.250	4-17	.235	3-4	.750	0-7-7	0.6	15-0	6	11	0	5	23-1.9



3 | JAELYN GLENN

G | 6-1 | JR. - 2L | KANSAS CITY, MO. (THE BARSTOW SCHOOL)

- Played with current K-State teammates Brylee Glenn and Serena Sundell on Run GMC from Kansas City in 2018; went 25-2 during the summer of 2018 and won the Prague 17-and-under division of the 2018 Nike Tournament of Champions in Chicago
- Second set of sisters to play for the Wildcats under Jeff Mittie; joining the Page sisters (Kaylee and Lanie) in the 2016-17 season.

CAREER

Tied for second for career games with five or more steals (8).

GLENN'S TROPHY CASE

- Big 12 Freshman of the Week (1/24/22)

POINTS

2023-24 Season	16, at UCF (1/6/24)
Career	23, vs. Northern Arizona (11/25/22)

FIELD GOALS MADE/ATTEMPTED

2023-24 Season	7, at UCF (1/6/24)/ 10, vs. Jackson State (12/1/23)
Career	9, vs. NAU (11/25/22)/ 18, at Oklahoma (3/1/23)

3-PT. FIELD GOALS MADE/ATTEMPTED

2023-24 Season	3, twice/ 7, vs. Missouri (12/9/23)
Career	6, at WVU (1/8/22)/ 11, at WVU (1/8/22)

FREE THROWS MADE/ATTEMPTED

2023-24 Season	3, vs. Presbyterian (11/6/23)/ 4, vs. Presbyterian (11/6/23)
Career	8, vs. Houston (12/4/22)/ 12, vs. Houston (12/4/22)

REBOUNDS

2023-24 Season	9, vs. McNeese State (12/6/23)
Career	11, twice

ASSISTS

2023-24 Season	4, thrice
Career	8, vs. Abilene Christian (11/23/21)

BLOCKS

2023-24 Season	2, vs. Houston (1/3/24)
Career	2, six times

STEALS

2023-24 Season	4, thrice
Career	6, four times

MINUTES

2023-24 Season	38, twice
Career	48, vs. West Virginia (3/2/22)

MISCELLANEOUS CAREER STATS

Double-Figure Scoring Games	34
20+ Point Games	3
Double-Figure Rebounding Games	4
Double-Doubles	3
5+ Rebound Games	34
5+ Assist Games	6
4+ Steal Games	16
2+ Steal Games	47
2+ Block Games	7
4+ Made 3-Pt. FGs	5
2+ Made 3-Pt. FGs	41

2023-24 GAME-BY-GAME

Opponent	Min	FG	3FG-3FGA	FT-FTA	O-D-Reb	PF	A	TO	Bk	St	Pts
Presbyterian +	29	3-6	2-4	3-4	2-4-6	0	1	4	1	4	11
at Little Rock +	15	2-5	0-3	0-0	0-2-2	4	2	1	1	2	4
at Iowa +	24	1-3	1-1	0-2	0-3-3	4	1	2	0	1	3
Wisconsin+	30	4-7	3-5	0-0	0-2-2	1	4	1	0	3	11
vs. Western Kentucky +	35	1-5	0-4	1-2	0-6-6	3	4	3	0	1	3
vs. North Carolina +	38	1-8	0-5	0-0	0-5-5	1	1	2	1	1	2
vs. Iowa +	33	2-4	2-4	0-0	0-1-1	4	2	2	0	1	6
Jackson State +	25	5-10	3-6	0-0	0-4-4	2	2	1	0	3	13
McNeese State +	18	3-6	0-2	1-1	3-6-9	2	3	0	0	2	7
vs. Missouri +	36	1-7	1-7	0-0	0-3-3	3	3	1	0	1	3
North Florida +	27	1-2	0-0	0-0	0-2-2	0	4	1	2	4	2
Oral Roberts +	24	4-9	1-4	0-0	2-4-6	4	4	3	0	3	9
Southern +	21	2-7	2-6	0-0	1-0-1	0	2	3	0	0	6
at Cincinnati *+	33	3-8	2-6	0-0	0-3-3	1	0	2	0	1	8
Houston *+	38	2-7	0-3	0-0	0-7-7	3	2	3	2	2	4
at UCF *+	36	7-7	2-2	0-0	0-3-3	1	2	1	0	4	16
Oklahoma *											
Texas *											
at TCU *											
Kansas *											
at Baylor *											
BYU *											
at Oklahoma *											
at Texas *											
Oklahoma State *											
at Iowa State *											
UCF *											
West Virginia *											
at Kansas *											
Iowa State *											
at Texas Tech *											

+ starts | * Big 12 | ! Big 12 Championships | % WNIT | \$ NCAA Tournament

GLENN FINDS THE RANGE

- Jaelyn Glenn continued to be a perimeter threat for K-State.
- This season, the product of Kansas City, Missouri, is shooting 19-of-62 (.306) from beyond the arc. She has seven games with two or more connections from long range including a season-high three against Wisconsin and Jackson State.
- In her career, Glenn is 132-of-396 (.333) from long range. She has 41 career games with two or more connections from 3-point range including five games with four or more.
- The guard from Kansas City, Missouri, shot 71-of-195 (.364) from 3-point range in the 2022-23 season. Her 71 three-point field goals made last season were a personal single-season high and tied for fourth-most in a sophomore season in program history.
- Glenn was one of 13 sophomores in the nation in the 2022-23 season with 70 or more connections from 3-point range, including one of four in a Power 5 conference.
- Last season, she had a career-best 23 games with two or more connections from long range, including a season-high four against Northern Arizona on Nov. 25, at Iowa State on Jan. 11 and at West Virginia on Feb. 25.
- She was 10th in the Big 12 in 3-point field goals made per game (1.97).
- Glenn was unique nationally, as she was the only player in NCAA Division I with 70 or more 3-point field goals made and 90 or more steals.
- Glenn was the eighth player in program history and the second in the Jeff Mittie era (Kindred Wesemann) to tally 100 or more career 3-point field goals made and 125 or more career steals.

GLENN GAINS POSSESSION

- Jaelyn Glenn moved into the conversation during the 2022-23 season and beyond as one of the Big 12 Conference's top defenders.
- This season, Glenn has pocketed a team-leading 33 steals (2.06 spg). She ranks eighth in the Big 12 for steals per game.
- For her career, Glenn has registered 170 steals (2.02 spg) and ranks fifth in school history for steals per game. She possesses 47 games with two or more steals including 16 games with four or more steals. She needs 24 steals to move into 10th in school history for career steals.
- In the 2022-23 season, Glenn tallied a team-high 91 steals (2.53 spg). She tied for seventh in school history for steals per game in a season.
- Glenn led the Big 12 in steals per game. She paced the Big 12 and was 11th in the nation, second among Power 5 conferences, for total steals (91).
- Glenn's 91 steals were the most by a Wildcat since Carlisa Thomas registered 119 steals in the 1986-87 season.
- Glenn pocketed two or more steals in a game a career-best 27 times last season including 10 games with four or more. At Iowa State on Jan. 11, at Oklahoma on March 1 and against Wyoming on March 21, Glenn tied her career-high with six steals. She is tied for second in school history for career games with five or more steals with eight.

CAREER 5+ STEAL GAMES | K-STATE

Rk.	Players (Seasons)	Total
1.	Mary Jo Miller (1988-92)	16
2.	Kendra Wecker (2001-05)	8
	Ashia Woods (2011-15)	8
	Jaelyn Glenn (2021-present)	8
5.	Kindred Wesemann (2013-17)	6
6.	Mariah White (2009-13)	5
	Shaelyn Martin (2014-18)	5

2023-24 K-STATE WOMEN'S BASKETBALL NOTES

GLENN ATTACKS THE GLASS

- **Jaelyn Glenn** was strong on the boards in Big 12 action in the 2022-23 season.
- Glenn averaged 6.11 rebounds per game in league action, which ranked 11th in Big 12 play last season.
- The product of Kansas City, Missouri, pulled in five or more rebounds in 14 league games, including consecutive games with 10 rebounds - against West Virginia (Jan. 11) and at Iowa State (Jan. 14).
- Last season, Glenn averaged a career-best 5.4 rebounds per game and ranked 17th in the Big 12. She had 18 games in the 2022-23 season with five or more rebounds and three with 10 or more. Glenn set a single-season career-high with 194 rebounds this season.
- In her career, Glenn is averaging 4.6 rebounds per game. She owns 34 career games with five or more rebounds including four with 10 or more.

GLENN REACHES RARE LINES

- **Jaelyn Glenn** provided a unique stat line for K-State in the season-opener. Glenn tallied 11 points, six rebounds and four steals.
- In her career, Glenn owns 15 career games with 10 or more points, five or more rebounds and two or more steals in a game.
- In the 2022-23 season, Glenn's diverse stat line included averaging 11.3 points, 5.4 rebounds, 2.5 steals and 2.1 assists.
- Glenn was one of two players in the Big 12 last season to average 11 or more points, five or more rebounds, two or more assists and two or more steals.
- She was the only player in the Big 12 and one of five in the nation last season with totals of 400 or more points, 175 or more rebounds and 90 or more steals. Glenn was the first Wildcat in program history to reach 400 or more points, 175 or more rebounds and 90 or more steals in a season.
- Glenn led the Big 12 in steals per game and total steals (91). She ranked 11th in the nation for total steals.
- Glenn established career season-highs for points (406), field goals made and attempted (150-of-363), field goal percentage (.413), 3-point field goals made and attempted (71-of-195), three-point field goal percentage (.364), free throws made and attempted (35-of-52), free throw percentage (.673), steals (91) and blocked shots (17).
- Glenn notched 12 games in the 2022-23 season with the combined stat line of 10 or more points, five or more rebounds and two or more steals and 14 such games in her career.
- At Iowa State on Jan. 11, Glenn tallied 17 points, 10 rebounds, six steals, three assists and two blocks. According to HerHoopStats, Glenn was the only Power 5 player in the nation and one of just four nationally in the 2022-23 season to reach these marks in a game. She is the only K-State player to achieve these numbers in all of these categories in a game since at least 2009-10.
- Against West Virginia on Jan. 7, Glenn recorded her first career double-double with 10 points, 10 rebounds and three steals.

400 | 175 | 90

- **Jaelyn Glenn** registered the first season in program history with 400 or more points, 175 or more rebounds and 90 or more steals in program history during the 2022-23 season.
- Glenn was the only player in the Big 12 to reach these marks last season and one of just five players nationally. She was the only player from a Power 5 conference to notch these totals in the 2022-23 season.
- Since 2009-10, Glenn was the second player among Big 12 schools to register 400 or more points, 175 or more rebounds and 90 or more steals.

GLENN'S CAREER STATISTICS

YEAR	G-GS	MIN-AVG.	FGM-FGA	PCT	3PT-A	PCT	FTM-FTA	PCT	O-D-T	AVG	PF-D	A	TO	BLK	ST	PTS-AVG
2021-22	32-32	981-30.7	75-226	.332	42-139	.302	18-32	.563	20-106-126	3.9	51-0	67	44	6	46	210-6.6
2022-23	36-33	1157-32.1	150-363	.413	71-195	.364	35-52	.673	33-161-194	5.4	95-4	74	84	17	91	406-11.3
2023-24	16-16	460-28.8	42-101	.416	19-62	.306	5-9	.556	8-55-63	3.9	33-0	37	30	7	33	108-6.8
TOTAL	84-81	2598-30.9	267-690	.387	132-396	.333	58-93	.624	61-322-383	4.6	179-4	178	158	30	170	724-8.6

JUNIOR (2023-24)

Opened season with 11 points, six rebounds, four steals, a block and an assist against Presbyterian (11/6)... Registered 11 points, including 3-of-5 from 3-point range, four assists, three steals and two rebounds against Wisconsin (11/19)... Notched 13 points on 5-of-10 shooting including 3-of-6 from beyond the arc, four rebounds, three steals and two assists against Jackson State (12/1)... Registered 16 points on 7-of-7 shooting, including 2-of-2 from beyond the arc, four steals, three rebounds and two assists at UCF (1/6).

SOPHOMORE (2022-23)

Set career season-highs for every statistical category... Only player in the nation with 70 or more 3-point field goals made and 90 or more steals in the 2022-23 season... Played in all 36 games with a career-high 33 starts... Clocked a career-high 1,157 minutes played (32.1 mpg)... Tallied a career-high 406 points (11.3 ppg) on 150-of-363 (.413) from the field including 71-of-195 (.364) from 3-point range... Was 35-of-52 (.673) from the free throw line... Only player in the Big 12 and one of five in the nation with 400 or more points, 175 or more rebounds and 90 or more steals... One of two players in the Big 12 to average 11 or more points, five or more rebounds, two or more assists and two or more steals... Reached double figures in scoring in a career-best 24 games... One of 13 sophomores in the nation and one of four in a Power 5 conference to register 70 or more 3-point field goals made... Tied for the fourth-most 3-point field goals made in a sophomore season in school history... Notched 23 games with two or more connections from beyond the arc including three games with four or more made 3-point field goals... Pulled in a career-high 194 rebounds (5.4 rpg)... Ranked 17th in the Big 12 in rebounds per game... In Big 12-only games, pulled in 6.11 rebounds per game and ranked 11th in the league... Collected five or more rebounds in 18 games... Handed out a career-high 74 assists (2.1 apg)... Pocketed a career-high 91 steals (2.5 spg), led the team in steals and ranked fourth in school history for steals in a single season... Ranked 11th in the nation for total steals and 30th in the nation for steals per game... Snared two or more steals in a game 27 times, including 10 games with four or more steals... Blocked a career-high 17 shots... Registered 12 games with a combined stat line that included 10 or more points, five or more rebounds and two or more steals... Recorded 13 points on 6-of-11 shooting, four steals and two rebounds against Central Arkansas (11/7)... Came off the bench against Wisconsin (11/11) and recorded 16 points on 6-of-12 shooting including a 3-of-6 effort from 3-point range, eight rebounds, three assists and five steals in 32 minutes of action... Registered 18 points, eight rebounds and two steals against Utah Tech (11/20)... Tallied 17 points, four rebounds and two steals against Clemson (11/24)... Notched a career-high 23 points on 9-of-16 shooting including 4-of-8 from 3-point range, with four rebounds, two assists and two steals against Northern Arizona (11/25)... Carded 14 points, four rebounds and two assists against Arkansas (11/26)... Posted a diverse line of 18 points including a career-high 8-of-12 from the foul line, eight rebounds, three assists, three steals and two blocks against Houston (12/4)... Carded first career double-double with 10 points, 10 rebounds and three steals against West Virginia (1/7)... Registered the most diverse stat line of her career with 17 points, 10 rebounds, six steals, three assists and two blocks at Iowa State (1/11)... First Wildcat to reach these numbers in a game since at least the 2009-10 season... Notched 11 points, eight rebounds, two assists and two steals against TCU (1/21)... At Kansas (1/29), tallied 12 points, six rebounds, five assists and two steals... Recorded 15 points on 7-of-11 shooting, five rebounds, two assists and two steals against Iowa State (2/1)... Carded 11 points, six rebounds, four steals and three assists against Baylor (2/15)...

At West Virginia (2/25), recorded 12 points, four rebounds, three steals, two assists and a blocked shot... Registered 21 points on 8-of-18 shooting, seven rebounds, six steals and three assists at Oklahoma (3/1)... Notched 15 points, four rebounds and two steals against Texas in the quarterfinals of the 2023 Phillips 66 Big 12 Championships (3/10)... Carded 13 points on 5-of-8 shooting, 11 rebounds, two steals and a block against Wichita State (3/16) in the first round of the 2023 WNIT... Pocketed six steals against Wyoming (3/21) in the second round of the 2023 WNIT, setting the school record for steals in a Postseason WNIT game.

200 + PTS | 125+ REBS | 45+ STLs

• During her freshman season in 2021-22, **Jaelyn Glenn** became the sixth player in K-State women's basketball history with 200 or more points, 125 or more rebounds and 45 or more steals.

FRESHMAN (2021-22)

Played in and started 32 games... Carded 983 minutes (30.7 mpg)... Registered 210 points (6.6 ppg)... Scored in double figures in six games including a high of 20 at West Virginia (1/8)... Shot 33.2 percent (75-of-226) from the field... Second on the team in 3-point field goals made (42) and 3-point field goal percentage (.302)... Checked in with a free throw percentage of 56.3 percent (18-of-32)... Hauled in 126 rebounds (3.9 rpg)... Pulled in five or more rebounds in 10 games... Dished out 51 assists (2.1 apg)... Handed out five or more assists in three games... Pocketed 46 steals (1.4 spg) including 11 games with two or more steals... Ranked 13th in the Big 12 in steals per game... Made K-State debut against Central Arkansas (11/9) and tallied eight points, including a 2-of-2 effort from 3-point range, four assists, a rebound and a steal... Notched eight points, six rebounds and three steals against Western Kentucky (11/14)... Recorded eight points, including a pair of 3-pointers, two assists and a steal at NC State (11/19)... Registered 13 points, eight assists, five steals and four rebounds against Abilene Christian (11/23)... Notched 16 points, including a 4-of-7 effort from 3-point range, five rebounds and three steals at Omaha (12/8)... Achieved a career-high 20 points on 6-of-11 shooting from beyond the arc and tied her career-high with six rebounds at West Virginia (1/8)... Tallied 10 points, four rebounds, two assists and two steals against Kansas (1/19)... Carded eight points, 11 rebounds, seven assists and five steals against Oklahoma (1/23)... Notched 11 points, three steals, two assists and a block against TCU (1/29)... Recorded 16 points, five rebounds, six steals, two assists and a block against Texas Tech (2/5).



4 | SERENA SUNDELL

G | 6-1 | JR. - 2L | MARYVILLE, MO. (MARYVILLE HS)

2023-24 Lieberman Award candidate | 2023-24 All-Big 12 candidate

• Played with current K-State teammates Brylee and Jaelyn Glenn on Run GMC from Kansas City in 2018; went 25-2 during the summer of 2018 and won the Prague 17-and-under division of the 2018 Nike Tournament of Champions in Chicago

CAREER

First player in program history with 1,000 or more career points, 400 or more assists and 50 or more blocks... 45th player in program history with 1,000 or more points in a career; ranks 44th on K-State career scoring list (1,014)... Ranks sixth on the K-State career assists list (434)... Ranks 2nd on the K-State career assists per game list (5.1)... Fourth for career assist-turnover ratio (1.72; min. 100 career assists)... Ranks tied for seventh in school history for career free throw percentage (.795)... First player in program history with 750 or more career points & 325 or more career assists by conclusion of sophomore season... Holds school record for career blocks by a guard (59).

SUNDELL'S TROPHY CASE

- 2023-24 Lieberman Award Watch List
- 2023-24 Preseason All-Big 12 Honorable Mention
- 2023 Gulf Coast Showcase All-Tournament Team
- 2023 All-Big 12 Honorable Mention
- 2022-23 College Sports Communicators Academic All-District VII
- Big 12 Player of the Week (2/27/23)
- 2022-23 Preseason All-Big 12
- 2022 All-Big 12 Honorable Mention
- 2022 Big 12 All-Freshman Team
- #3 Freshman in the Nation by ESPN.com (1/19/22)
- Five-time Big 12 Freshman of the Week
- 2021 Preseason WNIT All-Tournament Team
- 2021-22 Big 12 Academic All-Rookie Team
- Three-time Big 12 Commissioner's Honor Roll

POINTS

2023-24 Season	22, at UCF (1/6/24)
Career	33, at Oklahoma (3/1/23)

FIELD GOALS MADE/ATTEMPTED

2023-24 Season	10, at UCF (1/6/24)/ 14, twice
Career	11, at Oklahoma (3/1/23)/ 19, vs. Iowa (11/17/22)

3-PT. FIELD GOALS MADE/ATTEMPTED

2023-24 Season	2, four times / 5, twice
Career	5, four times/ 11, at NC State (11/19/21)

FREE THROWS MADE/ATTEMPTED

2023-24 Season	7, vs. N. Carolina (11/26/23)/ 10, vs. N. Carolina (11/26/23)
Career	16, at Texas Tech (2/5/23)/ 18, at Texas Tech (2/5/23)

REBOUNDS

2023-24 Season	7, twice
Career	11, vs. UTRGV (11/18/22)

ASSISTS

2023-24 Season	8, vs. Missouri (12/9/23)
Career	11, vs. Iowa State (1/11/22)

BLOCKS

2023-24 Season	3, vs. Presbyterian (11/6/23)
Career	4, at Oklahoma State (1/5/22)

STEALS

2023-24 Season	3, four times
Career	5, twice

MINUTES

2023-24 Season	40, at Iowa (11/16/23)
Career	49, vs. West Virginia (3/2/22)

MISCELLANEOUS CAREER STATS

Double-Figure Scoring Games	53
30+ Point Games	1
20+ Point Games	14
Double-Figure Rebounding Games	1
Double-Doubles	2
5+ Rebound Games	33
10+ Assist Games	3
5+ Assist Games	50
4+ Steal Games	7
2+ Steal Games	30
4+ Block Games	1
2+ Block Games	13
4+ Made 3-Pt. FGs	6
2+ Made 3-Pt. FGs	18

2023-24 GAME-BY-GAME

Opponent	Min	FG	3FG-3FGA	FT-FTA	O-D-Reb	PF	A	TO	Bk	St	Pts
Presbyterian +	30	2-6	0-1	1-2	0-4-4	1	6	2	3	3	5
at Little Rock +	25	2-2	0-0	0-0	1-2-3	0	4	2	0	0	4
at Iowa +	40	3-10	1-5	0-0	2-3-5	2	3	2	1	3	7
Wisconsin +	23	1-3	1-2	0-0	0-7-7	2	2	0	0	0	3
vs. Western Kentucky +	29	8-13	2-2	3-4	2-4-6	2	4	2	2	0	21
vs. North Carolina +	36	4-7	1-3	7-10	0-5-5	2	5	6	1	0	16
vs. Iowa +	34	8-14	2-5	0-0	1-5-6	2	6	1	0	1	18
Jackson State +	24	5-6	0-1	0-1	1-6-7	1	5	1	1	1	10
McNeese State +	20	2-7	1-5	0-0	0-3-3	1	6	2	0	0	5
vs. Missouri +	23	4-8	1-4	2-2	0-2-2	4	8	1	0	2	11
North Florida +	12	2-4	0-1	0-0	1-0-1	0	2	0	0	0	4
Oral Roberts +	21	3-6	1-2	1-3	1-0-1	1	5	2	0	3	8
Southern +	23	4-5	1-1	2-2	0-5-5	1	7	2	0	1	11
at Cincinnati * +	34	2-7	0-2	0-1	0-1-1	2	6	3	1	0	4
Houston * +	27	5-7	2-3	1-1	0-1-1	0	3	4	1	3	13
at UCF * +	35	10-14	2-3	0-0	1-3-4	3	2	4	0	0	22
Oklahoma *											
Texas *											
at TCU *											
Kansas *											
at Baylor *											
BYU *											
at Oklahoma *											
at Texas *											
Oklahoma State *											
at Iowa State *											
UCF *											
West Virginia *											
at Kansas *											
Iowa State *											
at Texas Tech *											

+ starts | * Big 12 | ! Big 12 Championships | % WNIT | \$ NCAA Tournament

63

1000 | 400

Sundell has led K-State in assists 63 times in 85 career games.

• K-State guard **Serena Sundell** is the fifth Wildcat in program history to register 1,000 or more career points and 400 or more career assists.

SUNDELL EYES TOP-5 FOR CAREER ASSISTS

- **Serena Sundell** has established herself at the point for K-State with her distribution skills.
- Sundell, who is a candidate for the 2023-24 Nancy Lieberman Award, owns a career total of 434 and ranks sixth on the K-State career assists list. She is the seventh player in school history with 400 or more career assists.
- Sundell ranks second in school history for career assists per game at 5.11.
- She has 51 career games with five or more assists including three games with 10 or more assists and a career-high of 11 assists.
- Her career assist to turnover ratio of 1.72 is fourth in program history (min. 100 career assists).
- This season, Sundell is averaging 4.63 assists per game and ranks sixth in the Big 12.
- In the 2022-23 season, Sundell handed out a career-high 184 assists (5.11 apg) including a season-high 10 against Oklahoma State on Jan. 4.
- Sundell was the second player in program history (Shalee Lehning, 368) with 350 or more assists by the conclusion of their sophomore season.
- Sundell's 184 assists last season set the school record for assists in a sophomore season and ranked as the sixth-most in a season in program history.

GLOW OF SUNDELL

- **Serena Sundell** continues to fill up the stat sheet with her diverse skills and is approaching a rare career stat line.
- Sundell is the first player in program history with 1,000 or more career points, 400 or more career assists and 50 or more career blocked shots.
- In her career, Sundell owns 31 career games with 10 or more points and five or more assists.
- At the conclusion of the 2022-23 season, Sundell owned the most diverse stat line in the nation. She was the only player in the nation during the 2022-23 season with 500 or more points, 180 or more assists and 60 or more steals.
- Since 2009-10, she was one of two Wildcats (Kayla Goth, 2017-18) to achieve these marks in a single-season. In the same time frame, Sundell was one of three players in the Big 12 to achieve these marks in a single season (Goth; Danielle Robinson, Oklahoma, 2009-10).

SUNDELL NEARS 1K MARK

- In addition to her distribution skills, guard **Serena Sundell** adds a scoring punch to the K-State lineup.
- During her career, Sundell has scored 1,014 points (11.9 ppg) and was the 45th player in school history to score 1,000 points in her career and currently ranks 44th on the K-State career scoring list. She has tallied double figures in 53 career games.

2023-24 K-STATE WOMEN'S BASKETBALL NOTES

- This season, Sundell is averaging 10.1 points on a career-high .546 field goal percentage. She registered a personal season-high 22 points at UCF on Jan. 6 and has scored in double figures in eight games, including two games with 20 or more.
- During the 2022-23 season, Sundell was second on the team and 12th in the Big 12 in scoring with 13.9 points per game on a career-best .489 field goal percentage. In Big 12 games, she averaged 15.11 points and ranked eighth in the league.
- Sundell recorded a personal career-high 501 points last season. She was the seventh player in program history to score 500 or more points in their sophomore season. Her total ranked tied for sixth for a sophomore season at K-State.
- In the 2022-23 season, the product of Maryville, Missouri, scored in double figures in 26 games including eight games with 20 or more points, which ranked tied for sixth in the Big 12 last season.
- At Oklahoma on March 1, Sundell carded a career-high 33 points on 11-of-17 shooting. She joined **Gabby Gregory** as the only Wildcats last season with 30 or more points in a game.
- Sundell earned Big 12 Player of the Week honors for the first time in her career by leading the Big 12 in scoring (22.5) during the week of games on Feb. 20-26.
- Against Kansas on Feb. 22, Sundell registered the most unique stat line in the nation. According to Stats Perform, Sundell was the only player last season, one of four since 1999-00 and the only player in the Big 12 since 1999-00 to record 24 points on 80 percent shooting and also registering seven assists, five rebounds, four steals and one block.

CHARITY STRIPE IS KIND FOR SUNDELL

- **Serena Sundell** has bolstered her point total with a consistent approach at the free throw line in her time at K-State.
- The guard from Maryville, Missouri, owns a career free throw percentage of 79.5 percent (264-of-332). Her career free throw percentage of 79.5 percent ranks tied for seventh in school history (min. 2 attempts per game). She has 22 career games with five or more made free throws.
- In the 2022-23 season, Sundell was 165-of-206 (.801) from the line. She was 10th in the Big 12 in free throw percentage. She ranked third in the Big 12 and 17th in the nation for free throws made.
- Sundell's 165 free throws made in the 2022-23 season set a new school record for free throws made in a season and the single season records for free throws made in a sophomore season and free throws made by a guard.
- Earlier in the 2022-23 season, Sundell tallied a personal long 21 consecutive free throws made before missing her only attempt against Morgan State on Dec. 21.
- Sundell set a number of school records with her career-high free throw performance of 16-of-18 at Texas Tech on Feb. 5. Sundell's 16 made free throws were the second-most in any game in program history, while her 18 attempts tied for fourth for a single game. Sundell also set the following school free throw records: most free throws made in a conference game in school history, most free throws made in a half (15 in the second half), tied the school record for free throw attempts in a half (16 in the second half) and set the school records for free throws made in any quarter and in a third quarter (9).
- Sundell's 16 made free throws were tied for the third-most by a player in the nation in a game last season and are the second-most by a player in the Big 12 in the 2022-23 season.
- In five career games against Texas Tech, Sundell is 33-of-38 (.868) from the free throw line.

K-STATE CAREER FREE THROW PCT (MIN. 2 ATTEMPTS/GAME)

Rk.	Player (Seasons)	FT Pct. (FTM-FTA)	Games
1.	Kendra Wecker (2001-05)	.864 (310-359)	128 gms
2.	Kindred Wesemann (2013-17)	.819 (235-287)	128 gms
3.	Megan Deines (2015-16)	.816 (62-76)	31 gms
4.	Jennifer Jones (1982-85)	.814 (149-183)	84 gms
5.	Gabby Gregory (2022-present)	.807 (184-228)	51 gms
6.	Shawnda DeCamp (1993-95)	.798 (99-124)	44 gms
7.	Serena Sundell (2021-present)	.795 (264-332)	85 gms
	Peyton Williams (2016-20)	.795 (333-419)	128 gms
	Amanda Holley (1985-86)	.795 (89-112)	29 gms

SUNDELL'S CAREER STATISTICS

YEAR	G-GS	MIN-AVG.	FGM-FGA	PCT	3PT-A	PCT	FTM-FTA	PCT	O-D-T	AVG	PF-D	A	TO	BLK	ST	PTS-AVG
2021-22	33-33	1069-32.4	108-297	.364	53-150	.353	82-100	.820	25-86-111	3.4	76-0	176	95	23	34	351-10.6
2022-23	36-36	1203-33.4	157-321	.489	22-87	.253	165-206	.801	46-128-174	4.8	93-1	184	124	26	67	501-13.9
2023-24	16-16	434-27.1	65-119	.546	15-40	.375	17-26	.654	10-51-61	3.8	24-0	74	34	10	17	162-10.1
TOTAL	85-85	2706-31.8	330-737	.448	90-277	.325	264-332	.795	81-265-346	4.1	193-1	434	253	59	118	1014-11.9

SUNDELL USES HER LENGTH

- **Serena Sundell** continues to use her length to disrupt her opponents on the defensive end.
- Against Presbyterian in the season-opener, Sundell registered three blocked shots and three steals.
- In her career, Sundell owns 59 career blocked shots (0.70 bpg) and owns the school record for career blocked shots by a guard.
- Sundell has 12 games with two or more blocks including a career-high four at Oklahoma State on Jan. 5, 2022.
- She has tallied 118 steals (1.40 spg) in her career and has 30 career games with two or more steals including seven career games with four or more steals.
- In the 2022-23 season, Sundell averaged 1.86 steals per game (67 steals) and 0.72 blocks (26 blocks). She ranked fifth in the Big 12 for steals per game and 12th for blocks per game. Sundell led the Wildcats with 26 blocks.
- Sundell set a new personal season-high for blocks and set the school record for blocks in a season by a guard (26). She achieved a personal season-high for steals with 67.
- Against Baylor on Feb. 15, Sundell registered a personal season-high five steals which equaled her single-game career-high.

JUNIOR (2023-24)

Registered five points, four rebounds, six assists, three blocks and three steals against Presbyterian (11/6)... Earned Gulf Coast Showcase All-Tournament Team honors by averaging 18.3 points, 5.7 rebounds and 5.0 assists... Carded 21 points, six rebounds, four assists and two blocks against Western Kentucky (11/24)... Tallied 16 points, five rebounds and five assists against North Carolina (11/25)... Notched 18 points, six rebounds and six assists against Iowa (11/26)... Carded 10 points, seven rebounds, five assists, a steal and a block against Jackson State (12/1)... Tallied 11 points, eight assists, two steals and two rebounds against Missouri (12/9) in Bill Snyder Classic... Registered 11 points, seven assists and five rebounds against Southern (12/20)... Notched 13 points on 5-of-7 shooting, three assists, three steals and a block against Houston (1/3)... Reached the career 1,000-point mark at UCF (1/6) and finished with 22 points on 10-of-14 shooting with four rebounds and two assists.

SOPHOMORE (2022-23)

All-Big 12 Honorable Mention... Achieved career season-highs in almost every category... Played in and started all 36 games, only Wildcat to do so in the 2022-23 season... Clocking a team-leading 1,203 minutes (33.4 mpg)... Carded a career-high 501 points (13.9 ppg) on a career-best 157-of-321 (.489) effort from the field including 22-of-87 (.253) from 3-point range... Seventh Wildcat in program history to score 500 or more points in a sophomore season... Tallied 26 games with 10 or more points, including eight games with 20 or more points... Led K-State in field goal percentage... Led the Wildcats with a single-season school record for free throws made in a season with a 165-of-206 (.801)... She ranked third in the Big 12 in free throws made and 10th in free throw percentage... Set the K-State sophomore record for assists in a season with 184, which ranks as the sixth-highest total for a single-season in program history... Tied for third in the Big 12 for total assists and ranked fourth in the league for assists per game... Led K-State in assists in 30 games... Dished out five or more assists in 22 games... Blocked a career-high and team-leading 26 shots... Hauled in a career-high 174 rebounds (4.8 rpg)... Snagged a career-high 67 steals (1.9 spg)... Notched 17 games with two or more steals... Tallied one double-double... Registered 17 points including an 8-of-10 effort from the foul line with a career-high nine rebounds, seven assists and a steal against Wisconsin (11/11)... Notched 24 points on 9-of-19 shooting and a 5-of-7 effort from the foul line and pulled in six rebounds, dished five assists and pocketed two steals and a block against Iowa (11/17)... Tallied eight points and a career-high 11 rebounds against UTRGV (11/18)... Carded 17 points, five rebounds and four assists against Utah Tech (11/20)... Registered nine assists against Clemson (11/24)... Registered 13 points, seven rebounds, three assists, a block and a steal against Northern Arizona (11/25)... Notched 13 points and five rebounds against Arkansas (11/26)... Tallied 11 points, eight assists, six rebounds and two steals

against Houston (12/4)... Carded 15 points, six assists, five rebounds, three steals and two blocks against South Dakota State (12/10)... Registered 12 points, five rebounds, four assists and two blocks against Northern Colorado (12/18)... Carded second career double-double with 14 points, 10 assists, eight rebounds, a steal and a block against Oklahoma State (1/4)... Recorded 14 points, eight assists, four rebounds, a block and a steal against West Virginia (1/7)... Registered 21 points on 7-of-13 shooting and a 7-of-8 effort from the foul line, four assists, three steals and three rebounds at Oklahoma State (1/25)... Notched 27 points and set the school record for free throws made and attempted in a conference game (16-of-18) and set the school record for free throws made in any quarter and in a third quarter (9) at Texas Tech (2/5)... Carded 12 points, five assists, four rebounds and four steals against Oklahoma (2/12)... Tallied 20 points, six assists and five steals against Baylor (2/15)... Recorded 24 points, seven assists, five rebounds, four steals and a blocked shot against Kansas (2/22)... Tallied 21 points, four rebounds, four assists, three steals and two blocks at West Virginia (2/25)... Registered a career-high 33 points on 11-of-17 shooting and 9-of-16 from the free throw line and added four assists and three steals at Oklahoma (3/1)... Notched 19 points, nine rebounds, five assists, four steals and a block against Texas Tech in the first round of the 2023 Phillips 66 Big 12 Championships (3/9)... Recorded 16 points on 5-of-10 shooting, seven assists and two steals against Wichita State (3/16) in the first round of the Postseason WNIT (3/16).

FRESHMAN (2021-22)

2022 All-Big 12 Honorable Mention... Unanimous selection to the 2022 Big 12 All-Freshman Team... Five-time Big 12 Freshman of the Week... 2021 Preseason WNIT All-Tournament Team... Started all 33 games... Averaged a team-high 32.3 minutes per game (1,067 minutes played)... First K-State freshman in program history with 350 or more points, 175 or more assists and 100 or more rebounds... First K-State freshman with 175 or more assists and 50 or more 3-point field goals made... Second on the team and 20th in the Big 12 in scoring with 351 points (10.6 ppg)... Registered double figures in scoring in 19 games including four games with 20 or more points... Ranked tied for 12th in the Big 12 with four games with 20 or more points... Shot 36.4 percent (108-of-297) from the field... Tallied eight games with five or more made field goals... Led K-State in 3-point shooting with a 35.3 percent effort (53-of-150)... Ranked 12th in the Big 12 in 3-point field goals made per game (1.6)... Made two or more 3-point field goals in 11 games including six games with four or more 3-point field goals made... Ranked eighth in school history for 3-point field goals made in a freshman season with 53... Led K-State in free throw percentage (.820; 82-of-100)... Registered six games with five or more made free throws... Ranked second in the Big 12 and led the Wildcats with 5.3 assists per game (176)... Total of 176 assists ranked second in school history for assists by a freshman... Overall, Sundell's assist total ranked seventh in school history for a single season... Handed out five or more assists in 18 games including two games with 10 or more assists... Tallied an assist-to-turnover ratio of 1.85, which ranks 10th in school history for a single season (min. of 60 assists), set the school record for assist-to-turnover ratio in a freshman season and second in school history for a career (min. 100 assists)... Ranked eighth in the Big 12 in assist-to-turnover ratio... Hauled in 111 rebounds (3.4 rpg)... Rejected 23 shots (0.7 bpg)... Her blocked shot total is second in school history for blocks in a season by a guard... Pocketed 34 steals (1.0 spg) and tallied nine games with two or more steals... Registered one double-double.



5 | BRYLEE GLENN

G | 6-0 | JR. - 2L | KANSAS CITY, MO. (THE BARSTOW SCHOOL)

2022 Big 12 All-Freshman Team

- Played with current K-State teammates Jaelyn Glenn and Serena Sundell on Run GMC from Kansas City in 2018; went 25-2 during the summer of 2018 and won the Prague 17-and-under division of the 2018 Nike Tournament of Champions in Chicago
- Second set of sisters to play for the Wildcats under Jeff Mittie; joining the Page sisters (Kaylee and Lanie) in the 2016-17 season.

GLENN'S TROPHY CASE

- 2022-23 College Sports Communicators Academic All-District VII
- 2022 Big 12 All-Freshman Team
- Big 12 Freshman of the Week (2/7/22)
- Big 12 Freshman of the Week (12/20/21)
- Big 12 Freshman of the Week (12/6/21)
- 2021-22 Big 12 Academic All-Rookie Team
- Three-time Big 12 Commissioner's Honor Roll

POINTS

2023-24 Season	12, vs. Missouri (12/9/23)
Career	24, vs. Texas Tech (1/14/23)

FIELD GOALS MADE/ATTEMPTED

2023-24 Season	5, twice / 8, vs. McNeese St. (12/6/23)
Career	8, twice / 14, at Oklahoma State (1/5/22)

3-PT. FIELD GOALS MADE/ATTEMPTED

2023-24 Season	2, three times / 4, twice
Career	3, twice / 9, at TCU (2/18/23)

FREE THROWS MADE/ATTEMPTED

2023-24 Season	2, three / 2, four times
Career	7, twice / 10, twice

REBOUNDS

2023-24 Season	6, vs. Houston (1/3/24)
Career	8, vs. Northwestern State (11/27/21)

ASSISTS

2023-24 Season	3, vs. Southern (12/20/23)
Career	5, twice

BLOCKS

2023-24 Season	1, vs. Oral Roberts (12/18/23)
Career	2, four times

STEALS

2023-24 Season	5, vs. McNeese State (12/6/23)
Career	6, vs. Northern Colorado (12/18/22)

MINUTES

2023-24 Season	24, vs. Southern (12/20/23)
Career	37, twice

MISCELLANEOUS CAREER STATS

Double-Figure Scoring Games	30
20+ Point Games	1
Double-Figure Rebounding Games	-
Double-Doubles	-
5+ Rebound Games	8
5+ Assist Games	2
4+ Steal Games	9
2+ Steal Games	29
2+ Block Games	4
2+ Made 3-Pt. FGs	15

2023-24 GAME-BY-GAME

Opponent	Min	FG	3FG-3FGA	FT-FTA	O-D-Reb	PF	A	TO	Bk	St	Pts
Presbyterian +	14	3-6	0-2	0-0	0-0-0	1	2	0	0	4	6
at Little Rock +	18	2-4	1-2	0-0	0-1-1	1	0	0	0	0	5
at Iowa +	11	1-3	0-1	0-0	0-0-0	2	1	2	0	0	2
Wisconsin +	22	4-7	2-4	1-2	0-3-3	1	2	1	0	1	11
vs. Western Kentucky +	16	4-7	0-1	0-0	0-2-2	3	1	0	0	1	8
vs. North Carolina +	10	1-3	1-2	0-0	0-2-2	1	0	2	0	0	3
vs. Iowa +	14	1-3	1-2	0-0	0-2-2	1	0	0	0	0	3
Jackson State +	16	2-4	1-3	2-2	0-3-3	0	1	0	0	1	7
McNeese State +	16	5-8	1-3	0-0	0-2-2	1	0	0	0	5	11
vs. Missouri +	20	5-7	2-4	0-0	0-2-2	0	2	2	0	1	12
North Florida +	23	2-4	2-3	0-0	0-1-1	1	1	0	0	0	6
Oral Roberts +	21	2-7	1-4	2-2	0-2-2	0	2	0	1	0	7
Southern+	24	4-5	1-1	0-0	1-1-2	0	3	0	0	2	9
at Cincinnati*+	16	2-6	0-3	0-0	0-4-4	1	0	2	0	0	4
Houston*+	18	0-1	0-1	2-2	0-6-6	1	0	1	0	1	2
at UCF*+	12	1-1	0-0	0-0	0-2-2	1	1	0	0	0	2
Oklahoma*											
Texas*											
at TCU*											
Kansas*											
at Baylor*											
BYU*											
at Oklahoma*											
at Texas*											
Oklahoma State*											
at Iowa State*											
UCF*											
West Virginia*											
at Kansas*											
Iowa State*											
at Texas Tech*											

+ starts | * Big 12 | Big 12 Championships | % WNIT | \$ NCAA Tournament

GLENN THROUGH THE LENS

- Guard **Brylee Glenn** continues to provide diverse stat lines for the Wildcats.
- This season, Glenn is averaging 6.1 points on a career-best .513 field goal percentage, 2.1 rebounds and 1.0 steals. She has reached double figures in scoring in three games.
- In the 2022-23 season, Glenn averaged 8.3 points on a .381 field goal percentage, 2.8 rebounds and 1.7 steals. She reached double figures in scoring in 17 games.
- Glenn ranked ninth in the Big 12 for steals per game.
- Against Texas Tech on Jan. 14, Glenn tallied a career-high 24 points on 8-of-13 shooting and tied her career-high with three connections from beyond the arc.
- Against Northern Colorado on Dec. 18, Glenn nabbed a career-high six steals, tied for the most by a Wildcat in the 2022-23 season with her sister, **Jaelyn Glenn**.

JUNIOR (2023-24)

Registered six points and four steals against Presbyterian (11/6)... Tallied 11 points, three rebounds and two assists against Wisconsin (11/19)... Tallied 11 points on 5-of-8 shooting and a season-high five steals against McNeese State (12/6)... Recorded 12 points on 5-of-7 shooting, including 2-of-4 from three-point range, two rebounds and two assists against Missouri (12/9).


SOPHOMORE (2022-23)

Achieved career season-highs in every statistical category... Played in a career-high 36 games with a career-best 32 starts... Clocking a career-high 973 minutes (27.0 mpg)... Tallied a career-high 300 points (8.3 ppg) while shooting 102-of-268 (.381) from the field in-

cluding 28-of-112 (.250) from 3-point range... Shot 68-of-98 (.694) from the foul line... Notched 17 games with 10 or more points... Made two or more 3-point field goals in a game six times... Made five or more free throws in seven games... Hauled in 99 rebounds (2.8 rpg)... Pulled in five or more rebounds in five games... Dished out a career-best 51 assists (1.4 appg)... Pocketed a career-high 61 steals (1.7 spg)... Notched two or more steals in a game 14 times... Blocked four shots... Opened season with 12 points, four rebounds, two assists and a steal against Central Arkansas (11/7)... Tallied 12 points, seven rebounds, three assists and two steals against Clemson (11/24)... Carded 14 points, five rebounds and tied her career-high with four steals against Northern Arizona (11/25)... Registered 11 points, a career-high five assists and tied her career-high with four steals against Kansas City (12/7)... Tallied 17 points and a new career-high six steals against Northern Colorado (12/18)... Registered a career-high 24 points against Texas Tech (1/14)... Carded 14 points on 5-of-7 shooting, five rebounds and three assists against Baylor (2/15)... Tallied 15 points on 5-of-11 shooting against Wichita State (3/16) in the first round of the Postseason WNIT... Notched 10 points and five rebounds against Wyoming (3/21) in the second round of the Postseason WNIT.

GLENN'S CAREER STATISTICS

YEAR	G-GS	MIN-AVG.	FGM-FGA	PCT	3PT-A	PCT	FTM-FTA	PCT	O-D-T	AVG	PF-D	A	TO	BLK	ST	PTS-AVG
2021-22	32-27	852-26.6	91-240	.379	25-92	.272	56-71	.789	18-65-83	2.6	84-4	41	40	12	43	263-8.2
2022-23	36-32	973-27.0	102-268	.381	28-112	.250	68-98	.694	9-90-99	2.8	75-2	51	51	4	61	300-8.3
2023-24	16-16	266-16.6	39-76	.513	13-36	.361	7-8	.875	1-33-34	2.1	15-0	16	10	1	16	98-6.1
TOTAL	84-75	2091-24.9	232-584	.397	66-240	.275	131-177	.740	28-188-216	2.6	174-6	108	101	17	120	661-7.9



10 | MIKAYLA PARKS

G | 5-10 | SO. - 1L | NORMAN, OKLA. (NORMAN HS)

SOPHOMORE (2023-24)

Will redshirt this season.

FRESHMAN (2022-23)

Played in nine games, carding 41 minutes (4.6 mpg) of action... Tallied seven points (0.8 ppg) on 2-of-15 (.133) shooting including 1-of-9 (.111) from 3-point range... Was 2-of-2 from the free throw line... Hauled in five rebounds (0.6 rpg)... Dished out three assists (0.3 apg)... Came off the bench to make career debut against Central Arkansas (11/7/22) and registered three points, a rebound and an assist.

HIGH SCHOOL

Named to Oklahoma Coaches Association 2022 All-State Team... Aided Norman to a pair of Oklahoma Class 6A state titles in 2019 and 2021 and was a Class 6A First Team All-State Tournament selection both seasons... As a sophomore in the 2019-20 season, averaged 11 points, three rebounds and two steals while helping the Tigers to a 24-1 overall record and the top spot in Oklahoma Class 6A before COVID-19 halted their season... In her career, Parks is averaged 11 points while shooting 42 percent from the field and 37 percent from the 3-point line, four rebounds and two assists.

POINTS

2023-24 Season	
Career	3, vs. Central Arkansas (11/7/22)

FIELD GOALS MADE/ATTEMPTED

2023-24 Season	
Career	1, twice / 5, vs. UTRGV (11/18/22)

3-PT. FIELD GOALS MADE/ATTEMPTED

2023-24 Season	
Career	1, vs. UCA (11/7/22) / 2, vs. UTRGV (11/18/22)

FREE THROWS MADE/ATTEMPTED

2023-24 Season	
Career	2, vs. Wichita State (3/16/23) / 2, vs. Wichita State (3/16/23)

REBOUNDS

2023-24 Season	
Career	3, vs. UTRGV (11/18/22)

ASSISTS

2023-24 Season	
Career	1, twice

BLOCKS

2023-24 Season	
Career	1, vs. UTRGV (11/18/22)

STEALS

2023-24 Season	
Career	1, vs. UTRGV (11/18/22)

MINUTES

2023-24 Season	
Career	12, vs. UTRGV (11/18/22)

MISCELLANEOUS CAREER STATS

Double-Figure Scoring Games	-
20+ Point Games	-
Double-Figure Rebounding Games	-
Double-Doubles	-
5+ Rebound Games	-
5+ Assist Games	-
2+ Steal Games	-
2+ Block Games	-
2+ Made 3-Pt. FGs	-

PARKS'S CAREER STATISTICS

YEAR	G-GS	MIN-AVG.	FGM-FGA	PCT	3PT-A	PCT	FTM-FTA	PCT	O-D-T	AVG	PF-D	A	TO	BLK	ST	PTS-AVG
2022-23	9-0	41-4.6	2-15	.133	1-9	.111	2-2	1.000	1-4-5	0.6	4-0	3	1	1	1	7-0.8
2023-24							Redshirt									
TOTAL	9-0	41-4.6	2-15	.133	1-9	.111	2-2	1.000	1-4-5	0.6	4-0	3	1	1	1	7-0.8

11 | TARYN SIDES

G | 5-6 | FR. - HS | PHILLIPSBURG, KAN. (PHILLIPSBURG HS)



POINTS

2023-24 Season	10, twice
Career	10, twice

FIELD GOALS MADE/ATTEMPTED

2023-24 Season	4, vs. Southern (12/20/23) / 9, vs. McNeese State (12/6/23)
Career	4, vs. Southern (12/20/23) / 9, vs. McNeese State (12/6/23)

3-PT. FIELD GOALS MADE/ATTEMPTED

2023-24 Season	3, vs. Jackson State (12/1/23) / 5, twice
Career	3, vs. Jackson State (12/1/23) / 5, twice

FREE THROWS MADE/ATTEMPTED

2023-24 Season	3, vs. McNeese St. (12/6/23) / 3, vs. McNeese St. (12/6/23)
Career	3, vs. McNeese St. (12/6/23) / 3, vs. McNeese St. (12/6/23)

REBOUNDS

2023-24 Season	7, vs. Southern (12/20/23)
Career	7, vs. Southern (12/20/23)

ASSISTS

2023-24 Season	10, vs. Oral Roberts (12/18/23)
Career	10, vs. Oral Roberts (12/18/23)

BLOCKS

2023-24 Season	1, twice
Career	1, twice

STEALS

2023-24 Season	3, vs. Western Kentucky (11/24/23)
Career	3, vs. Western Kentucky (11/24/23)

MINUTES

2023-24 Season	24, at Iowa (11/16/23)
Career	24, at Iowa (11/16/23)

MISCELLANEOUS CAREER STATS

Double-Figure Scoring Games	2
20+ Point Games	-
5+ Rebound Games	3
Double-Figure Rebounding Games	-
Double-Doubles	-
5+ Assist Games	8
Double-Figure Assist Games	1
4+ Steal Games	-
2+ Steal Games	-
2+ Block Games	-
4+ Made 3-Pt. FGs	-
2+ Made 3-Pt. FGs	6

2023-24 GAME-BY-GAME

Opponent	Min	FG	3FG-3FGA	FT-FTA	O-D-Reb	PF	A	TO	Bk	St	Pts
Presbyterian	15	0-5	0-3	0-0	0-4-4	5	1	0	1	1	0
at Little Rock	18	1-5	1-4	2-2	0-2-2	2	7	1	0	0	5
at Iowa	24	2-6	2-5	2-2	1-5-6	2	3	1	0	0	8
Wisconsin	19	1-5	1-3	0-0	0-1-1	0	5	0	0	1	3
vs. Western Kentucky	17	2-3	2-3	0-0	0-0-0	2	3	0	0	3	6
vs. North Carolina	9	0-0	0-0	2-2	1-1-2	1	3	2	0	0	2
vs. Iowa	6	0-1	0-1	0-0	0-2-2	1	1	1	0	0	0
Jackson State	20	3-6	3-4	1-2	0-5-5	2	1	1	1	0	10
McNeese State	21	3-9	0-3	3-3	0-3-3	2	8	0	0	0	9
vs. Missouri	20	3-7	2-5	0-0	0-4-4	3	6	0	0	0	8
North Florida	23	0-3	0-3	0-0	0-1-1	1	9	1	0	0	0
Oral Roberts	22	1-5	1-2	0-0	1-3-4	3	10	4	0	1	3
Southern	22	4-8	2-4	0-0	2-5-7	3	4	3	0	0	10
at Cincinnati *	19	1-3	1-3	1-2	1-2-3	2	6	1	0	0	4
Houston *	19	3-6	2-4	0-0	0-2-2	0	5	1	0	0	8
at UCF *	21	2-4	1-2	0-0	0-4-4	0	1	2	0	1	5
Oklahoma *											
Texas *											
at TCU *											
Kansas *											
at Baylor *											
BYU *											
at Oklahoma *											
at Texas *											
Oklahoma State *											
at Iowa State *											
UCF *											
West Virginia *											
at Kansas *											
Iowa State *											
at Texas Tech *											

+ starts | * Big 12 | ! Big 12 Championships | % WNIT | \$ NCAA Tournament

NO SIDE EYE FOR SIDES

- Freshman guard **Taryn Sides** has kept the offensive attack rolling in her time on the floor.
- In her debut season, the native of Phillipsburg, Kansas, is averaging 5.1 points, 3.1 rebounds and 4.6 assists. Sides is seventh in the Big 12 for assists per game and is second in the league and third in the nation for assist to turnover ratio (4.50).
- This season, Sides has three games with five or more assists and no turnovers including a career-high eight assists against McNeese State on Dec. 6. She has eight games with five or more assists.
- In her first career game against a ranked opponent, at second-ranked Iowa on Nov. 16, Sides notched a season-high eight points, six rebounds and three assists. She made a pair of free throws with nine seconds left to ice the win at Iowa.

FRESHMAN (2023-24)

Made collegiate debut against Presbyterian (11/6), coming off the bench to play 15 minutes with four rebounds, an assist, a steal and a block... Recorded five points and seven assists at Little Rock (11/11)... Tallied eight points, including two free throws with 9 seconds remaining, six rebounds and three assists at Iowa (11/16)... Registered career-high 10 points including three connections from 3-point range and added five rebounds and an assist against Jackson State (12/1)... Carded nine points, eight assists and three rebounds against McNeese State (12/6)... Notched eight points, six assists and four rebounds against Missouri (12/9)... Notched a career-high 10 assists against Oral Roberts (12/18)... Registered 10 points, seven rebounds and four assists against Southern (12/20)... Tallied eight points on 3-of-6 shooting, five assists and two steals against Houston (1/3).

HIGH SCHOOL

Rated #64 player in the nation by Blue Star Basketball... 2023 McDonald's All-American nominee... Four-time Kansas Basketball Coaches Association (KBCA) All-State recipient, earning first team honors in 2020-21, 2021-22 and 2022-23 and second team honors in her freshman year in 2019-20... Claimed Kansas 3A Player of the Year honors in 2021-22 and 2022-23 and was a finalist for the honor in the previous two seasons... Two-time Kansas State High School Athletics Association (KSHSAA) All-State selection including a 2022-23 Top All-Class recipient... Four-time Wichita Eagle All-State First Team recipient and a four-time Class 3A All-State choice by the Topeka Capital Journal... Two-time Sports in Kansas 3A Player of the Year and named a two-time honoree by Sports in Kansas All-Class Top 5... 2023 Clas 3-2-1A Defensive Player of the Year finalist... Four-time All-MCL First Team honoree... Named North MVP in the Central Kansas League All-Star Game with a triple-double of 20 points, 12 assists and 11 rebounds... Owns school records for career points (2,166), assists (394), steals (502) and three-point field goals made (263)... Also owns the single-season school records for points (640), assists (115), steals (141) and three-point field goals made (75)... Concluded career ranked 15th in Kansas girls basketball history for career points... During her senior season, averaged 23.5 points including a 44.0 percent effort from 3-point range and an 86.0 percent performance at the foul line... Tallied 8.1 rebounds, 5.0 assists and 5.2 steals per game... Helped Phillipsburg to a third-place finish at the 2023 Kansas 3A State Tournament.

SIDES'S CAREER STATISTICS

YEAR	G-GS	MIN-AVG.	FGM-FGA	PCT	3PT-A	PCT	FTM-FTA	PCT	O-D-T	AVG	PF-D	A	TO	BLK	ST	PTS-AVG
2023-24	16-0	297-18.6	26-76	.342	18-49	.367	11-13	.846	6-44-50	3.1	29-1	73	18	2	7	81-5.1
TOTAL	16-0	297-18.6	26-76	.342	18-49	.367	11-13	.846	6-44-50	3.1	29-1	73	18	2	7	81-5.1



12 | GABBY GREGORY

G | 6-0 | 5TH YEAR - 1L | TULSA, OKLA. (OKLAHOMA)

2023 All-Big 12 First Team | 2023 Drysdale Award candidate | 2023 Staley Award candidate

CAREER

Has scored 1,579 points in her collegiate career (794 at K-State; 785 at Oklahoma)... Seventh in school history for career scoring average (15.6 ppg)... Fifth in K-State history for career free throw percentage (.807).

2023-24 GAME-BY-GAME

Opponent	Min	FG	3FG-3FGA	FT-FTA	O-D-Reb	PF	A	TO	Bk	St	Pts
Presbyterian +	26	2-6	2-5	0-0	1-1-2	0	3	1	0	2	6
at Little Rock +	25	1-8	1-5	0-0	3-4-7	2	2	1	0	1	3
at Iowa +	30	3-12	1-6	0-3	0-0-0	1	2	1	0	0	7
Wisconsin +	23	3-9	3-8	1-2	0-1-1	0	8	3	0	2	10
vs. Western Kentucky +	27	3-7	0-4	1-2	2-7-9	3	5	5	1	1	7
vs. North Carolina +	26	2-5	1-4	1-2	0-1-1	1	2	1	1	1	6
vs. Iowa +	27	3-8	2-6	0-2	2-3-5	1	7	0	0	0	8
Jackson State +	21	3-8	2-6	0-0	0-2-2	0	4	5	0	0	8
McNeese State +	15	5-11	2-7	4-4	1-2-3	0	3	0	1	1	16
vs. Missouri +	27	4-14	2-9	0-0	3-5-8	1	2	3	0	0	10
North Florida +	23	4-9	1-5	0-0	1-4-5	0	6	1	0	0	9
Oral Roberts +	25	6-11	3-8	1-2	3-3-6	0	3	2	1	1	16
Southern +	18	3-7	0-4	3-4	1-2-3	1	1	2	0	1	9
at Cincinnati *+	27	4-6	3-4	6-8	1-3-4	1	3	2	0	0	17
Houston *+	31	1-7	1-3	2-2	0-2-2	1	9	2	0	1	5
at UCF *+	29	3-9	0-4	3-4	1-2-3	0	3	0	1	0	9
Oklahoma *											
Texas *											
at TCU *											
Kansas *											
at Baylor *											
BYU *											
at Oklahoma *											
at Texas *											
Oklahoma State *											
at Iowa State *											
UCF *											
West Virginia *											
at Kansas *											
Iowa State *											
at Texas Tech *											

+ starts | * Big 12 | ! Big 12 Championships | % WNIT | \$ NCAA Tournament

GREGORY'S TROPHY CASE

- 2023-24 John R. Wooden Award Watch List
- 2023-24 Women's Jersey Mike's Naismith Trophy Watch List
- 2023-24 Ann Meyers-Drysdale Award Watch List
- 2023-24 Preseason All-Big 12 (unanimous selection)
- 2023 All-Big 12 First Team
- 2022-23 Ann Meyers Drysdale Award Top-10
- 2022-23 Dawn Staley Award Later Season Watch List
- Named #4 Impact Transfer of 2022-23 by ESPN.com
- 2022 Paradise Jam All-Tournament Team
- Big 12 Player of the Week (11/14/22)
- Played in 2022 Red Bull USA Basketball 3X Qualifier (Charlotte)
- 2021-22 Academic All-Big 12 Second Team
- 2020-21 Academic All-Big 12 First Team
- 2019-20 Big 12 All-Freshman Team (unanimous selection)

POINTS

2023-24 Season	17, at Cincinnati (12/30/23)
Career	35, vs. Northern Arizona (11/25/22)

FIELD GOALS MADE/ATTEMPTED

2023-24 Season	6, vs. ORU (12/18/23) / 14, vs. Missouri (12/9/23)
Career	10, twice / 27, vs. SDSU (12/10/22)

3-PT. FIELD GOALS MADE/ATTEMPTED

2023-24 Season	3, thrice / 9, vs. Missouri (12/9/23)
Career	6, three times / 14, vs. Utah Tech (11/20/22)

FREE THROWS MADE/ATTEMPTED

2023-24 Season	6, at Cincinnati (12/30/23) / 8, at Cincinnati (12/30/23)
Career	13, vs. NAU (11/25/22) / 16, vs. NAU (11/25/22)

REBOUNDS

2023-24 Season	9, vs. Western Kentucky (11/24/23)
Career	10, four times

ASSISTS

2023-24 Season	9, vs. Houston (1/3/24)
Career	9, vs. Houston (1/3/24)

BLOCKS

2023-24 Season	1, five times
Career	2, twice

STEALS

2023-24 Season	2, twice
Career	3, three times

MINUTES

2023-24 Season	31, vs. Houston (1/3/24)
Career	44, twice

MISCELLANEOUS CAREER STATS

Double-Figure Scoring Games	75
30+ Point Games	3
20+ Point Games	27
Double-Figure Rebounding Games	4
Double-Doubles	3
5+ Rebound Games	51
5+ Assist Games	8
2+ Steal Games	11
2+ Block Games	3
4+ Made 3-Pt. FGs	12
2+ Made 3-Pt. FGs	62

GREGORY SCORES IT

• Guard **Gabby Gregory** was a dynamic addition to the K-State lineup in the 2022-23 season.

• In her career, Gregory has scored 1,579 points (12.8 ppg). She is the first player to transfer to K-State and then reach the 1,000- and 1,500-point marks in her collegiate career. She ranks seventh in school history for career scoring average (15.6 ppg).

• Gregory has scored in double figures 75 times in her career, including 34 games at K-State.

• In the 2022-23 season, Gregory was second in the Big 12 in total points scored with a career-high 648 points and was second in the league in scoring average (18.51 ppg). She shot .411 from the field, including a .327 three-point percentage and an .839 free throw percentage.

• Gregory, an All-Big 12 First Team selection, increased her scoring average by +15.9 points from the 2021-22 season (2.6 ppg) to the 2022-23 season (18.5).

• Gregory ranked 30th in the nation in scoring average and 22nd for total points scored. This is Gregory's third career season with 300 or more points scored and was a new career single-season high.

• She was second in the Big 12 in games with 20 or more points (19) and second for games with 30 or more points (2).

• Gregory's 648 points made her the sixth Wildcat to score 600 or more points in a season and her point total ranks fourth in school history for a single season.

• In Big 12-only games in the 2022-23 season, Gregory ranked third in the Big 12 in scoring average (16.94 ppg).

• The product of Tulsa, Oklahoma, earned her first career Big 12 Player of the Week honor following the first week, as she averaged 22.0 points per contest on a 50.0 percent field goal percentage including a 40.0 percent effort from 3-point range, a 90.9 percent effort from the foul line, 8.0 rebounds and 2.5 assists.

GREGORY NOTCHES 30-POINT GAMES

• Guard **Gabby Gregory** poured in points at a high rate, including a career-high effort in a single-game.

• In the 2022-23 season, Gregory had a career-high two games with 30 or more points. She came to K-State from Oklahoma with one career game with 30 or more points in tow. Her two games with 30 or more points was second in the Big 12 last season.

• In K-State history, Gregory was the 12th player to score 30 or more points in two or more games in her Wildcat career. Gregory was the first Wildcat guard since Brittany Chambers in the 2012-13 season to notch two or more games in a season with 30 or more points in a game.

• Against Northern Arizona on Nov. 25, Gregory attained a career-high 35 points and pulled in 10 rebounds to notch her second career double-double.

• She was the 10th player in program history to score 35 or more points in a game and the point total ranks tied for 10th in school history for points in a single-game.

• This was Gregory's first career game with at least 30 points and 10 or more rebounds.

• Gregory's 35 points were the most scored by a Big 12 player last season and the most by a Wildcat since Ayoka Lee scored 61 points against Oklahoma on Jan. 23, 2022.

• Against South Dakota State on Dec. 10, Gregory carded 31 points and tallied six rebounds.

20 THE MAGIC NUMBER FOR GREGORY

• Senior **Gabby Gregory** established a personal single-season high for 20-point games during the 2022-23 season.

• Gregory was second in the Big 12 with a career-best 19 games of 20 or more points. K-State was 14-5 in games in which Gregory scored 20 or more points.

• The school record for games in a season with 20 or more points was set by Brittany Chambers in the 2012-13 season at 22. Gregory was third in program history for 20-point games in a season.

• Gregory scored 20 or more points in consecutive games nine times.

• In her collegiate career, Gregory has scored 20 or more points in a game 27 times (19 at K-State; 8 at Oklahoma).

• In the 2022-23 season, Gregory recorded a streak of five straight games with 20 or more points scored from Dec. 10 to Jan. 11. Gregory's streak of 20 or more points was the longest by a Wildcat since Brittany Chambers set the school record for consecutive games with 20 or more points at nine in the 2012-13 season.

• The streak of 20-point games for Gregory was the longest of her career.

CHARITY STRIPE FOCUS FOR GREGORY

- Guard **Gabby Gregory** has been a strong free throw shooter in her career and continued to rack up the attempts at K-State.
- In her collegiate career, Gregory is 376-of-452 (.832) from the charity stripe. She has made five or more free throws in a game 31 times including four games with 10 or more made.
- Gregory ranks fifth in program history for career free throw percentage, .807 (min. 2 free throw attempts/game) and is 184-of-228 in her 51 games with K-State.
- In the 2022-23 season, Gregory was 162-of-193 (.839) from the foul line. She ranked third in the Big 12 and 61st in the nation in free throw percentage. She was 20th in the nation for free throws made. Last season, Gregory is 42-of-54 (.778) from the foul line in the final five minutes of regulation and overtime.
- Her 162 made free throws in the 2022-23 season are the second most free throws made in a season in program history, trailing teammate **Serena Sundell's** 165. Gregory made five or more free throws in a game 13 times.
- Against Iowa on Nov. 17, 2022, Gregory was 12-of-14 from the foul line including a 6-of-8 effort in the final 2:13 of the game and the game-winning free throw with 3.7 seconds left.
- Against Northern Arizona on Nov. 25, Gregory reached a new career-high for free throws made and attempted, going 13-of-16 (.813). Her 13 made free throws tied for eighth in school history for a single-game, while her 16 attempts tied for 10th for a game.

K-STATE CAREER FREE THROW PCT (MIN. 2 ATTEMPTS/GAME)

Rk.	Player (Seasons)	FT Pct. (FTM-FTA Games)
1.	Kendra Wecker (2001-05)	.864 (310-359 128 gms)
2.	Kindred Wesemann (2013-17)	.819 (235-287 128 gms)
3.	Megan Deines (2015-16)	.816 (62-76 31 gms)
4.	Jennifer Jones (1982-85)	.814 (149-183 84 gms)
5.	Gabby Gregory (2022-present)	.807 (184-228 51 gms)
6.	Shawnda DeCamp (1993-95)	.798 (99-124 44 gms)
7.	Serena Sundell (2021-present)	.795 (264-332) 85 gms
	Peyton Williams (2016-20)	.795 (333-419 128 gms)
	Amanda Holley (1985-86)	.795 (89-112 29 gms)

GREGORY FROM LONG RANGE

- Guard **Gabby Gregory** established a new career-best from 3-point range in the 2022-23 season and has been a 3-point threat over the course of her career.
- In her career, Gregory is 205-of-638 (.321) from long range including 108-of-345 (.313) during her time at K-State. She has made two or more 3-point field goals in a game 62 times and has 12 games with four or more connections. She has made a career-high six 3-pointers in a game three times, twice at K-State.
- In the 2022-23 season, Gregory led the Wildcats and was third in the Big 12 with 84 connections and was sixth in the league with 2.40 three-point field goals made per game. She ranked 31st in the nation for 3-point field goals made.
- Gregory's 84 threes made in the 2022-23 season were fourth in school history in a senior season and were 10th all-time for a single season. Her 257 attempts last season ranked tied for fourth in school history for a single season. She notched 26 games with two or more connections including seven games with four or more.
- Gregory achieved a new personal single-season career-high for 3-point field goals made and attempted in a season with 84 and 257, respectively. Her 84 connections were the most by a Wildcat since Kindred Wesemann made 90 in the 2016-17 season.
- Against Utah Tech on Nov. 20 and the following game against Clemson on Nov. 24, Gregory tied her career-high with six 3-pointers made. Over the two games, Gregory was 12-of-25 (.480) from 3-point range.

GREGORY GIVETH

- Guard **Gabby Gregory** is known for her scoring ability, but has been a distributor of the rock during her time at K-State.
- In her K-State career, Gregory has handed out 134 assists (2.6 apg).
- This season, Gregory has handed out 63 assists (3.9 apg) and ranks 10th in the Big 12 for assists per game. She owns an assist-to-turnover ratio of 2.07 which is ninth in the Big 12. Her assist-to-turnover ratio in Big 12 action leads the league at 3.75.
- In her career, she has dished out five or more assists eight times with five of those games coming this season. Against Houston on Jan. 3, Gregory handed out a career-high nine assists.
- During her first season with the Wildcats, Gregory dished out a career-high 71 assists.

5TH YEAR (2023-24)

Tallied 10 points, a career-high eight assists and two steals against Wisconsin (11/19)... Notched a diverse line of seven points, nine rebounds, five assists, a block and steal against Western Kentucky (11/24)... Carded eight points, seven assists and five rebounds against Iowa (11/26)... Scored 16 points against McNeese State (12/6)... Tallied nine points, six assists and five rebounds against North Florida (12/16)... Notched 16 points, six rebounds and three assists against Oral Roberts (12/18)... Registered a season-high 17 points on 4-of-6 shooting, including 3-of-4 from beyond the arc and 6-of-8 from the foul line and hauled in four rebounds and dished three assists at Cincinnati (12/30).

625 | 160 | 80

- K-State senior guard **Gabby Gregory** registered her first career season with 625 or more points, 160 or more free throws made and 80 or more 3-point field goals made.
- Gregory was one of four players in the nation last season with 625 or more points, 160 or more free throws made and 80 or more 3-point field goals made (Caitlin Clark, Iowa; Destiny Leo, Cleveland State; Ashley Joens, Iowa State).
- Gregory was the only player in program history to reach these marks in a season.
- According to HerHoopsStats.com, Gregory was the third player in the Big 12 since the 2009-10 season to register 625 or more points, 160 or more free throws and 80 or more 3-point field goals made in a season.

SENIOR (2022-23)

All-Big 12 First Team... 2022-23 Ann Meyers Drysdale Award candidate... 2022-23 Dawn Staley Award candidate... Established new career season-highs in every statistical category... One of four players in the nation in the 2022-23 season and the first player in K-State history with 625 or more points, 160 or more free throws made and 80 or more 3-point field goals made... One of five players in the nation in the 2022-23 season and the second in program history to average 18 or more points, five or more rebounds and two or more 3-point field goals made... Notched two double-doubles... Played in 35 games with 32 starts... Played a career-high 1,198 minutes (34.2 mpg)... Registered a career-high 648 points (18.5 ppg) while shooting 201-of-489 (.411) from the field including 84-of-257 (.327) from 3-point range... Shot 162-of-193 (.839) from the free throw line... Ranked second in the Big 12 in scoring average and total points scored... Her 648 points ranked fourth in school history for a single season... Scored in double figures in 29 games... Carded a career-high 19 games with 20 or more points... Ranked second in the Big 12 for games with 20 or more points... Scored 30 or more points in a game a career-best two times... Led K-State in scoring in 22 games... Made two or more 3-pointers in a game 26 times, including seven games with four

GREGORY'S CAREER STATISTICS

YEAR	G-GS	MIN-AVG.	FGM-FGA	PCT	3PT-A	PCT	FTM-FTA	PCT	O-D-T	AVG	PF-D	A	TO	BLK	ST	PTS-AVG
2019-20 (OU)	30-22	896-29.9	116-290	.400	43-128	.336	65-77	.844	37-91-128	4.3	77-2	46	85	9	14	340-11.3
2020-21 (OU)	24-24	901-37.5	120-289	.415	47-133	.353	111-131	.847	41-71-112	4.7	55-0	38	69	3	13	398-16.6
2021-22 (OU)	18-0	142-7.9	12-51	.235	7-32	.219	16-16	1.000	9-15-24	1.3	15-0	6	17	1	1	47-2.6
2022-23 (K-State)	35-32	1198-34.2	201-489	.411	84-257	.327	162-193	.839	59-128-187	5.3	58-0	71	87	6	24	648-18.5
2023-24 (K-State)	16-16	404-25.3	50-137	.365	24-88	.273	22-35	.629	19-42-61	3.8	12-0	63	29	5	11	146-9.1
Total at K-State	51-48	1602-31.4	251-626	.401	108-345	.313	184-228	.807	78-170-248	4.9	70-0	134	116	11	35	794-15.6
TOTAL	123-94	3537-28.8	499-1256	.397	205-638	.321	376-452	.832	165-347-512	4.2	217-2	224	287	24	63	1579-12.8



14 | REBEKAH DALLINGER

G | 5-9 | SR. - 1L | SYDNEY, AUSTRALIA (MILES [MONTANA] CC)

• First player in program history from Australia

2023-24 GAME-BY-GAME

Opponent	Min	FG	3FG-3FGA	FT-FTA	O-D-Reb	PF	A	TO	Bk	St	Pts
Presbyterian	4	1-2	0-0	0-0	0-0-0	1	0	1	0	1	2
at Little Rock	6	0-0	0-0	0-0	0-0-0	0	0	0	0	0	0
at Iowa					DNP - Coach's Decision						
Wisconsin	6	0-0	0-0	0-0	0-0-0	0	1	0	0	0	0
vs. Western Kentucky	2	0-0	0-0	0-0	0-1-1	1	0	0	0	0	0
vs. North Carolina					DNP - Coach's Decision						
vs. Iowa					DNP - Coach's Decision						
Jackson State	4	1-2	1-1	0-0	1-0-1	0	0	2	0	0	3
McNeese State	10	2-3	0-1	0-0	0-2-2	0	1	0	0	0	4
vs. Missouri					DNP - Injured						
North Florida					DNP - Injured						
Oral Roberts					DNP - Injured						
Southern at Cincinnati *					DNP - Injured						
Houston *					DNP - Injured						
at UCF *					DNP - Injured						
Oklahoma *					DNP - Injured						
Texas *					DNP - Injured						
at TCU *					DNP - Injured						
Kansas *					DNP - Injured						
at Baylor *					DNP - Injured						
BYU *					DNP - Injured						
at Oklahoma *					DNP - Injured						
at Texas *					DNP - Injured						
Oklahoma State *					DNP - Injured						
at Iowa State *					DNP - Injured						
UCF *					DNP - Injured						
West Virginia *					DNP - Injured						
at Kansas *					DNP - Injured						
Iowa State *					DNP - Injured						
at Texas Tech *					DNP - Injured						

POINTS

2023-24 Season	4, vs. McNeese State (12/6/23)
Career	12, vs. Morgan State (12/21/22)

FIELD GOALS MADE/ATTEMPTED

2023-24 Season	2, vs. McNeese St. (12/6/23) / 3, vs. McNeese St. (12/6/23)
Career	4, three times/ 13, vs. UCA (11/9/21)

3-PT. FIELD GOALS MADE/ATTEMPTED

2023-24 Season	1, vs. Jackson State (12/6/23) / 1, twice
Career	3, twice/ 10, vs. UCA (11/9/21)

FREE THROWS MADE/ATTEMPTED

2023-24 Season	- / -
Career	2, four times/2, five times

REBOUNDS

2023-24 Season	2, vs. McNeese State (12/6/23)
Career	4, four times

ASSISTS

2023-24 Season	1, twice
Career	7, vs. Utah Tech (11/20/22)

BLOCKS

2023-24 Season	-
Career	2, three times

STEALS

2023-24 Season	1, vs. Presbyterian (11/6/23)
Career	3, twice

MINUTES

2023-24 Season	10, vs. McNeese State (12/6/23)
Career	30, vs. Washington State (3/19/22)

MISCELLANEOUS CAREER STATS

Double-Figure Scoring Games	2
20+ Point Games	-
Double-Figure Rebounding Games	-
Double-Doubles	-
5+ Rebound Games	-
5+ Assist Games	1
2+ Steal Games	4
2+ Block Games	3
2+ Made 3-Pt. FGs	8

JUNIOR (2022-23)

Played in 25 games with one start... Carded 292 minutes (11.7 mpg)... Notched 44 points (1.8 ppg) while shooting 15-of-60 (.250) from the field, including 7-of-34 (.206) from 3-point range... Was 7-of-9 (.778) from the free throw line... Hauled in 24 rebounds (1.0 rpg)... Dished out 24 assists (1.0 apg)... Tied her career-high with 11 steals... Set a new career-high with 10 blocked shots... Recorded five points, a rebound and an assist in 14 minutes off the bench against Wisconsin (11/11)... Dished out a career-high seven assists and blocked two shots against Utah Tech (11/20)... Scored a career-high 12 points and pulled in three rebounds against Morgan State (12/21).

SOPHOMORE (2021-22)

Played in 32 games with two starts... Checked in with 517 minutes (16.2 mpg)... Notched 114 points (3.6 ppg)... Shot 27.6 percent (40-of-145)... Recorded a 24.1 percent (26-of-108) effort from 3-point range... Made two or more 3-point field goals in a game seven times... Shot 88.9 percent (8-of-9) from the free throw line... Pulled in 52 rebounds (1.6 rpg)... Dished out 33 assists (1.0 apg)... Pocketed 11 steals (0.3 spg) and blocked six shots... Made K-State debut against Central Arkansas (11/9) and recorded 11 points, including three connections from beyond the arc... Notched eight points, four rebounds and two assists off the bench against UT Martin (11/12)... Tallied nine points and three steals against North Carolina A&T (11/15)... Added nine points and two assists against Abilene Christian (11/23)... Carded nine points, two rebounds and two blocks at Omaha (12/8)... Made first career start and tallied eight points, three rebounds, three assists and a block in 29 minutes at South Dakota State (12/11)... Carded eight points, four rebounds and two steals at Oklahoma State (1/5)... Tallied six points with two connections from beyond the arc against TCU (1/29)... Carded a career-high 30 minutes and tallied four points,

four rebounds, one assist and a steal in the first round of the 2022 NCAA Tournament against Washington State (3/19).

MILES (Montana) CC (2020-21)

Named 2021 Two-Year Player of the Year by the Women's Basketball Coaches Association (WBCA)... 2021 NJCAA Division I Player of the Year... Named to 2021 WBCA Two-Year All-America First Team... 2021 World Exposure Junior College Player of the Year and Freshman of the Year... 2021 Region XIII Player of the Year... 2021 MonDak Conference Player of the Year... Led NJCAA Division I in points per game (25.8 ppg), points scored (644), field goals made (212) and free throws made (163)... Scored 20 or more points in 19 games, scored 30 or more points in nine games and reached a season-high 42 points on February 2 against Dawson CC... Played in and started 25 games and averaged 33.7 minutes per game... Shot 48.7 percent from the field including 42.9 percent from beyond the arc... Shot 71.8 percent from the free throw line... Hauled in 6.8 rebounds and dished 5.0 assists... Pocketed 2.8 steals per game... Registered four double-doubles, including a season-high 17 rebounds against Dawson CC on April 5... Helped the Pioneers to a 24-2 overall record and a trip to the NJCAA Division I Round of 16, including the school's first win in the NJCAA national tournament... Averaged 30.5 points, 6.0 rebounds, 4.0 assists and 2.5 steals in two NJCAA national tournament games.

DALLINGER'S CAREER STATISTICS

YEAR	G-GS	MIN-AVG.	FGM-FGA	PCT	3PT-A	PCT	FTM-FTA	PCT	O-D-T	AVG	PF-D	A	TO	BLK	ST	PTS-AVG
2021-22	32-2	519-16.2	40-145	.276	26-108	.241	8-9	.889	10-42-52	1.6	31-0	33	31	6	11	114-3.6
2022-23	25-1	292-11.7	15-60	.250	7-34	.206	7-9	.778	3-21-24	1.0	19-0	24	14	10	11	44-1.8
2023-24	6-0	32-5.3	4-7	.571	1-2	.500	0-0	.000	1-4-5	0.8	2-0	2	3	0	1	9-1.5
TOTAL	63-3	843-13.4	59-212	.278	34-144	.236	15-18	.833	14-67-81	1.3	52-0	59	48	16	23	167-2.7



15 | HEAVENLY GREER

F | 6-3 | JR. - 1L | PHOENIX, ARIZ. (OKLAHOMA)

• First player in program history from Arizona

GREER'S TROPHY CASE

• 2023 Academic All-Big 12 Second Team

POINTS

2023-24 Season	7, vs. McNeese State (12/6/23)
Career	10, at Baylor (1/18/23)

FIELD GOALS MADE/ATTEMPTED

2023-24 Season	3, vs. McNeese St. (12/6/23) / 4, at Little Rock (11/11/23)
Career	5, at Baylor (1/18/23)/7, vs. UTRGV (11/18/22)

3-PT. FIELD GOALS MADE/ATTEMPTED

2023-24 Season	-/-
Career	-/-

FREE THROWS MADE/ATTEMPTED

2023-24 Season	2, vs. Presbyterian (11/6/23) / 4, at Little Rock (11/11/23)
Career	4, vs. Morgan State (12/21/22) / 4, four times

REBOUNDS

2023-24 Season	6, at Little Rock (11/11/23)
Career	10, vs. Texas State (12/13/20)

ASSISTS

2023-24 Season	-
Career	1, six times

BLOCKS

2023-24 Season	2, twice
Career	3, twice

STEALS

2023-24 Season	1, twice
Career	2, vs. Arkansas (11/26/22)

MINUTES

2023-24 Season	13, at Little Rock (11/11/23)
Career	16, twice

MISCELLANEOUS CAREER STATS

Double-Figure Scoring Games	1
20+ Point Games	-
Double-Figure Rebounding Games	1
Double-Doubles	2
5+ Rebound Games	4
5+ Assist Games	-
2+ Steal Games	-
2+ Block Games	2
2+ Made 3-Pt. FGs	-

2023-24 GAME-BY-GAME

Opponent	Min	FG	3FG-3FGA	FT-FTA	O-D-Reb	PF	A	TO	Bk	St	Pts
Presbyterian	7	1-1	0-0	2-2	1-0-1	0	0	1	1	0	4
at Little Rock	13	1-4	0-0	2-4	3-3-6	3	0	1	0	0	4
at Iowa					DNP - Coach's Decision						
Wisconsin	10	1-2	0-0	0-0	1-2-3	3	0	1	0	0	2
vs. Western Kentucky	9	1-3	0-0	0-0	0-2-2	1	0	0	0	0	2
vs. North Carolina	4	0-0	0-0	0-0	0-0-0	1	0	0	0	0	0
vs. Iowa	1	0-0	0-0	0-0	0-0-0	1	0	0	0	0	0
Jackson State	6	0-0	0-0	0-0	0-0-0	4	0	0	0	1	0
McNeese State	8	3-3	0-0	1-1	2-1-3	0	0	1	2	0	7
vs. Missouri	3	0-0	0-0	0-0	0-0-0	1	0	0	0	0	0
North Florida	7	1-2	0-0	0-0	2-1-3	2	0	0	1	1	2
Oral Roberts	8	0-3	0-0	0-0	3-1-4	0	0	0	1	0	0
Southern	6	0-2	0-0	0-0	1-0-1	0	0	1	2	1	0
at Cincinnati *	1	0-0	0-0	0-0	0-0-0	2	0	1	0	0	0
Houston *					DNP - Coach's Decision						
at UCF *					DNP - Coach's Decision						
Oklahoma *											
Texas *											
at TCU *											
Kansas *											
at Baylor *											
BYU *											
at Oklahoma *											
at Texas *											
Oklahoma State *											
at Iowa State *											
UCF *											
West Virginia *											
at Kansas *											
Iowa State *											
at Texas Tech *											

+ starts | * Big 12 | ! Big 12 Championships | % WNIT | \$ NCAA Tournament

REDSHIRT SOPHOMORE (2022-23)

Played in a career-best 30 games... Tallied 224 minutes (7.5 mpg)... Registered 65 points (2.2 ppg) while shooting 23-of-52 (.442) from the field... Finished 19-of-30 (.633) from the free throw line... Hauled in 61 rebounds (2.0 rpg)... Blocked 16 shots (0.5 bpg)... Pocketed 11 steals... Dished out four assists... Made K-State career debut off the bench against Central Arkansas (11/7) and tallied three points, four rebounds, an assist and a steal in 12 minutes... Recorded seven points, five rebounds and three blocks against UTRGV (11/18)... Tallied seven points and two rebounds against Kansas City (12/7)... Notched a career-high with 10 points on 5-of-5 shooting at Baylor (1/18)... Tallied a career-high three blocks against TCU (1/21).

SOPHOMORE (2021-22)

Redshirt due to NCAA transfer rules.

OKLAHOMA (2020-21)

Played in 10 games with 78 total minutes of action... Averaged 2.2 points, 2.8 rebounds and 0.2 blocks... Shot .476 from the field and .500 from the foul line... Notched a career-high four points in three games... Pulled in a career-high 10 rebounds against Texas State (12/13/20)... Blocked one shot in twice.

GREER'S CAREER STATISTICS

YEAR	G-GS	MIN-AVG.	FGM-FGA	PCT	3PT-A	PCT	FTM-FTA	PCT	O-D-T	AVG	PF-D	A	TO	BLK	ST	PTS-AVG
2020-21 (OU)	10-0	78-7.8	10-21	.476	0-0	.000	2-4	.500	4-24-28	2.8	23-1	0	11	2	1	22-2.2
2021-22 (K-State)							DNP - Redshirt									
2022-23 (K-State)	30-0	224-7.5	23-52	.442	0-0	.000	19-30	.633	18-43-61	2.0	48-1	4	24	16	11	65-2.2
2023-24 (K-State)	13-0	85-6.5	8-20	.400	0-0	.000	5-7	.714	13-10-23	1.8	18-0	0	6	7	3	21-1.6
Total at K-State	43-0	309-7.2	31-72	.431	0-0	.000	24-37	.649	31-53-84	2.0	66-1	4	30	23	14	86-2.0
TOTAL	53-0	382-7.2	41-93	.441	0-0	.000	26-41	.634	35-77-112	2.1	89-2	4	41	25	15	108-2.0



21 | ELIZA MAUPIN

F | 6-4 | SO. - 1L | WEBSTER GROVES, MO. (WEBSTER GROVES HS)

• One of 12 children of Micah and Heather Maupin (six biological and six adopted)

2023-24 GAME-BY-GAME

Opponent	Min	FG	3FG-3FGA	FT-FTA	O-D-Reb	PF	A	TO	Bk	St	Pts
Presbyterian	5	0-1	0-0	0-0	0-1-1	0	0	1	0	0	0
at Little Rock	11	1-1	0-0	0-0	0-2-2	1	1	1	1	0	2
at Iowa					DNP - Coach's Decision						
Wisconsin	6	2-3	0-0	0-0	2-1-3	1	0	0	0	0	4
vs. Western Kentucky	6	0-0	0-0	0-0	0-1-1	0	0	0	0	1	0
vs. North Carolina					DNP - Coach's Decision						
vs. Iowa	2	0-0	0-0	1-2	0-0-0	2	0	2	1	0	1
Jackson State	6	1-2	0-0	1-2	1-1-2	1	0	0	0	1	3
McNeese State	10	2-2	0-0	2-4	2-2-4	1	2	0	0	2	6
vs. Missouri	3	0-0	0-0	0-0	0-0-0	1	0	0	0	0	0
North Florida	7	2-4	0-0	0-0	1-0-1	2	0	0	0	1	4
Oral Roberts	7	0-1	0-0	2-4	2-0-2	1	1	0	0	1	2
Southern	8	2-2	0-0	0-1	2-2-4	1	0	0	0	0	4
at Cincinnati *	4	0-0	0-0	0-0	0-0-0	2	0	0	0	0	0
Houston *					DNP - Coach's Decision						
at UCF *					DNP - Coach's Decision						
Oklahoma *											
Texas *											
at TCU *											
Kansas *											
at Baylor *											
BYU *											
at Oklahoma *											
at Texas *											
Oklahoma State *											
at Iowa State *											
UCF *											
West Virginia *											
at Kansas *											
Iowa State *											
at Texas Tech *											

+ starts | * Big 12 | ! Big 12 Championships | % WNIT | \$ NCAA Tournament

POINTS

2023-24 Season	6, vs. McNeese State (12/6/23)
Career	14, at Oklahoma (3/1/23)

FIELD GOALS MADE/ATTEMPTED

2023-24 Season	2, four times / 4, North Florida (12/16/23)
Career	5, four times / 9, at Oklahoma (3/1/23)

3-PT. FIELD GOALS MADE/ATTEMPTED

2023-24 Season	- / -
Career	- / 1, vs. Kansas City (12/7/22)

FREE THROWS MADE/ATTEMPTED

2023-24 Season	2, twice / 4, twice
Career	6, at TCU (2/18/23) / 9, at TCU (2/18/23)

REBOUNDS

2023-24 Season	4, twice
Career	10, twice

ASSISTS

2023-24 Season	2, vs. McNeese State (12/6/23)
Career	2, vs. McNeese State (12/6/23)

BLOCKS

2023-24 Season	1, twice
Career	2, twice

STEALS

2023-24 Season	2, vs. McNeese State (12/6/23)
Career	2, three times

MINUTES

2023-24 Season	11, at Little Rock (11/11/23)
Career	27, at Oklahoma (3/1/23)

MISCELLANEOUS CAREER STATS

Double-Figure Scoring Games	6
20+ Point Games	-
Double-Figure Rebounding Games	2
Double-Doubles	2
5+ Rebound Games	8
5+ Assist Games	-
2+ Steal Games	3
2+ Block Games	2
2+ Made 3-Pt. FGs	-

SOPHOMORE (2023-24)

Registered six points, four rebounds and two steals in 10 minutes off the bench against McNeese State (12/6).

FRESHMAN (2022-23)

Played in all 36 games with one start... Clocked 443 minutes (12.3 mpg)... Recorded 146 points (4.1 ppg) while shooting 56-of-98 (.571) from the field... Shot 34-of-56 (.607) from the free throw line... Recorded six games with 10 or more points... Tallied two double-doubles... Hauled in 104 rebounds (2.9 rpg)... Registered eight games with five or more rebounds, including two games with 10 or more... Pocketed 17 steals and blocked 15 shots... Blocked two or more shots in two games... Collected two or more steals in two games... Dished out 12 assists... Came off the bench against Central Arkansas (11/7) to make her career debut and finished with four points, five rebounds, an assist and a steal in 15 minutes... Registered a steal and a layup against Iowa (11/17)... Notched first double-double with 12 points and 10 rebounds in 13 minutes of action against Utah Tech (11/20)... Recorded four points and six rebounds in 21 minutes off the bench against Houston (12/4)... Tallied nine points on 4-of-5 shooting and three rebounds against South Dakota State (12/10)... Came off the bench and in nine minutes tallied six points, three rebounds and two blocks against Oklahoma State (1/4)... Notched nine points, six rebounds, a block and a steal in 21 minutes against Baylor (2/15)... Carded second career double-double with 10 points including a career-high 6-of-9 from the foul line and 10 rebounds in 22 minutes at TCU (2/18)... Notched 11 points and nine rebounds in 26 minutes off the bench at West Virginia (2/25)... Registered a career-high 14 points on 5-of-9 shooting with five rebounds, a steal and a block in a career-best 27 minutes... Tallied 10 points on 5-of-6 shooting in 21 minutes off the bench against Texas Tech in the first round of the

2023 Phillips 66 Big 12 Championship (3/9)... Recorded eight points and three rebounds against Wichita State (3/16) in the first round of the 2023 WNIT... Tallied six points and four rebounds against Wyoming (3/21) in the second round of the 2023 WNIT.

MAUPIN'S CAREER STATISTICS

YEAR	G-GS	MIN-AVG.	FGM-FGA	PCT	3PT-A	PCT	FTM-FTA	PCT	O-D-T	AVG	PF-D	A	TO	BLK	ST	PTS-AVG
2022-23	36-1	443-12.3	56-98	.571	0-1	.000	34-56	.607	45-59-104	2.9	60-2	12	40	15	17	146-4.1
2023-24	12-0	76-6.3	10-16	.625	0-0	.000	6-13	.462	10-10-20	1.7	13-0	4	4	2	6	26-2.2
TOTAL	48-1	519-10.8	66-114	.579	0-1	.000	40-69	.580	55-69-124	2.6	73-2	16	44	17	23	172-3.6

30 | GISELA SANCHEZ

F | 6-3 | R-SO. - TR | BARCELONA, SPAIN (ARIZONA)

• Second player in program history from Spain



POINTS

2023-24 Season	15, vs. North Carolina (11/25/23)
Career	15, twice

FIELD GOALS MADE/ATTEMPTED

2023-24 Season	5, three times / 9, vs. Jackson State (12/11/23)
Career	6, vs. Rutgers (11/27/21) / 9, twice

3-PT. FIELD GOALS MADE/ATTEMPTED

2023-24 Season	2, vs. McNeese State (12/6/23) / 3, three times
Career	2, twice / 3, five times

FREE THROWS MADE/ATTEMPTED

2023-24 Season	4, twice / 6, vs. N. Carolina (11/25/23)
Career	4, twice / 6, vs. N. Carolina (11/25/23)

REBOUNDS

2023-24 Season	10, vs. Iowa (11/26/23)
Career	10, vs. Iowa (11/26/23)

ASSISTS

2023-24 Season	4, twice
Career	4, twice

BLOCKS

2023-24 Season	4, vs. McNeese State (12/6/23)
Career	4, vs. McNeese State (12/6/23)

STEALS

2023-24 Season	2, vs. Iowa (11/26/23)
Career	2, vs. Iowa (11/26/23)

MINUTES

2023-24 Season	26, vs. Iowa (11/26/23)
Career	26, vs. Iowa (11/26/23)

MISCELLANEOUS CAREER STATS

Double-Figure Scoring Games	4
20+ Point Games	-
Double-Figure Rebounding Games	1
5+ Rebound Games	9
5+ Assist Games	-
Double-Doubles	-
4+ Block Games	1
2+ Block Games	2
2+ Steal Games	1
2+ Made 3-Pt. Fgs	2

2023-24 GAME-BY-GAME

Opponent	Min	FG	3FG-3FGA	FT-FTA	O-D-Reb	PF	A	TO	Bk	St	Pts
Presbyterian	22	3-8	0-1	0-0	3-1-4	0	0	1	1	0	6
at Little Rock	14	2-5	0-3	3-4	0-1-1	0	0	0	0	1	7
at Iowa	16	2-8	0-3	0-0	2-3-5	4	2	1	0	1	4
Wisconsin	11	2-4	0-2	0-2	1-2-3	1	0	1	0	0	4
vs. Western Kentucky	15	2-4	1-2	0-0	1-4-5	1	1	0	0	0	5
vs. North Carolina	21	5-7	1-1	4-6	0-5-5	2	0	3	0	0	15
vs. Iowa	26	2-8	0-3	1-1	1-9-10	2	0	0	0	2	5
Jackson State	21	3-9	0-1	0-0	4-2-6	0	4	1	1	0	6
McNeese State	21	5-7	2-2	0-0	0-8-8	1	2	2	4	1	12
vs. Missouri	20	4-7	0-1	0-0	3-6-9	0	4	2	1	1	8
North Florida	19	1-4	0-0	2-2	1-4-5	2	3	2	1	1	4
Oral Roberts	15	5-8	1-2	2-2	1-1-2	1	1	1	0	0	13
Southern	20	2-6	0-0	0-0	0-1-1	0	2	3	1	1	4
at Cincinnati*	21	1-5	0-1	4-4	0-3-3	1	0	1	0	0	6
Houston*	11	0-3	0-0	0-0	1-4-5	0	1	3	0	0	0
at UCF*	16	3-7	0-2	0-0	0-2-2	4	3	2	0	0	6
Oklahoma*											
Texas*											
at TCU*											
Kansas*											
at Baylor*											
BYU*											
at Oklahoma*											
at Texas*											
Oklahoma State*											
at Iowa State*											
UCF*											
West Virginia*											
at Kansas*											
Iowa State*											
at Texas Tech*											

+ starts | * Big 12 | ! Big 12 Championships | % WNIT | \$ NCAA Tournament

SANCHEZ BOOSTING BENCH

- Redshirt sophomore **Gisela Sanchez** has brought the heat to K-State's bench unit this season.
- The product of Barcelona, Spain, is averaging 6.6 points on a .420 field goal percentage, 4.6 rebounds, 1.4 assists and 0.6 blocks.
- In her brief time at K-State, the transfer from Arizona has established career season-highs in every statistical category.
- During the Gulf Coast Showcase, Sanchez had a breakout three games as she averaged 8.3 points on a .474 field goal percentage and 6.7 rebounds in 21.0 minutes off the bench.
- Against North Carolina on November 25, Sanchez notched 15 points on 5-of-7 shooting and five rebounds. Sanchez helped ice the game with four free throws in the final 30 seconds.
- Against McNeese State on December 6, Sanchez tallied 12 points, eight rebounds, a career-high four blocks, two assists and a steal in 21 minutes of action. According to HerHoopStats.com, Sanchez joins Breanna Lewis and **Ayoka Lee** as the only Wildcats since 2009-10 to register 10 or more points, 8 or more rebounds and four or more blocks in 22 minutes or less.

REDSHIRT SOPHOMORE (2023-24)

Established career season-highs in every statistical category... Made K-State debut off the bench against Presbyterian (11/6) and tallied 22 minutes of action with six points, four rebounds and a blocked shot... Notched seven points, a rebound and a steal in 14 minutes off the bench at Little Rock (11/11)... Tallied four points and equaled her career-highs for rebounds (5) and assists (2) at Iowa (11/16)... In three games at the Gulf Coast Showcase (11/24-26), averaged 8.3 points and 6.7 rebounds... Carded 15 points and five rebounds against North Carolina (11/25) including four free throws in the final 30 seconds... Registered a career-high 10 rebounds with five points and two steals against Iowa (11/26)... Tallied 12 points on 5-of-7 shooting including 2-of-2 from beyond the arc, eight re-

bounds, four blocks, two assists and a steal in 21 minutes against McNeese State (12/6)... Against Missouri (12.9) in the Bill Snyder Classic, she tallied eight points, nine rebounds, four assists, a steal and a blocked shot in 20 minutes... Scored 13 points on 5-of-8 shooting against Oral Roberts (12/18).

SUMMER 2023-24

Helped Spain to a bronze medal at the 2023 FIBA U20 Euro Championships in Lithuania this summer... Averaged 8.3 points, shooting 41.7 percent from the field including 47.1 percent from 3-point range with 3.3 rebounds, 0.9 assists and 0.7 steals in 15.8 minutes of play.

SOPHOMORE (2022-23)

Missed the 2022-23 season due to a knee injury suffered at the 2022 FIBA U20 Euro Championships in Sopron, Hungary and expected to return for the 2023-24 season.

ARIZONA (2021-22)

Appeared in 20 games as a true freshman while averaging 7.2 minutes per game... Averaged 2.9 points (58 points) on a .439 field goal percentage (25-of-57)... Shot 43.8 percent (7 of 16) from deep... Hauled in 1.4 rebounds per game (28 rebounds)... Dished out seven assists and pocketed three steals... Erupted for season-high 15 points on 6-of-9 shooting and four rebounds in win over Rutgers... Season high in rebounding was five in win at Washington.

SANCHEZ'S CAREER STATISTICS

YEAR	G-GS	MIN-AVG.	FGM-FGA	PCT	3PT-A	PCT	FTM-FTA	PCT	O-D-T	AVG	PF-D	A	TO	BLK	ST	PTS-AVG
2021-22 (Arizona)	20-0	145-7.3	25-57	.439	7-16	.438	1-1	1.000	12-16-28	1.4	13-0	7	12	0	3	58-2.9
2022-23 (K-State)									DNP-Injured							
2023-24 (K-State)	16-0	287-17.9	42-100	.420	5-25	.200	16-21	.762	18-56-74	4.6	19-0	23	23	9	8	105-6.6
TOTAL	36-0	435-12.1	67-157	.427	12-41	.293	17-22	.773	30-72-102	2.8	32-0	30	35	9	11	163-4.5



32 | IMANI LESTER

F | 6-3 | R-FR. - TR | RALEIGH, N.C. (LOUISVILLE)

• First player in program history from North Carolina

2023-24 GAME-BY-GAME

Opponent	Min	FG	3FG-3FGA	FT-FTA	O-D-Reb	PF	A	TO	Bk	St	Pts
Presbyterian	7	1-2	0-0	0-0	1-1-2	0	0	0	1	0	2
at Little Rock	5	0-2	0-0	1-2	0-2-2	0	0	0	0	0	1
at Iowa											
Wisconsin											
vs. Western Kentucky	5	0-0	0-0	0-0	0-0-0	3	0	1	0	0	0
vs. North Carolina	3	1-1	0-0	0-0	1-0-1	0	0	0	0	0	2
vs. Iowa											
Jackson State	6	0-1	0-0	1-2	1-2-3	1	1	0	2	0	1
McNeese State	11	0-4	0-0	0-0	1-4-5	4	0	3	3	1	0
vs. Missouri	2	0-0	0-0	0-0	0-0-0	0	0	0	0	0	0
North Florida	5	0-1	0-0	2-2	2-0-2	1	0	0	0	0	2
Oral Roberts	5	2-2	0-0	0-0	1-1-2	1	0	0	0	0	4
Southern	5	1-2	0-0	0-0	0-1-1	1	0	0	2	0	2
at Cincinnati *	5	2-3	0-0	2-3	1-2-3	0	0	0	2	0	6
Houston *	4	0-0	0-0	1-2	1-0-1	1	0	0	0	2	1
at UCF *	4	0-2	0-0	0-0	1-1-2	1	1	0	0	0	0
Oklahoma *											
Texas *											
at TCU *											
Kansas *											
at Baylor *											
BYU *											
at Oklahoma *											
at Texas *											
Oklahoma State *											
at Iowa State *											
UCF *											
West Virginia *											
at Kansas *											
Iowa State *											
at Texas Tech *											

+ starts | * Big 12 | † Big 12 Championships | % WNIT | \$ NCAA Tournament

POINTS

2023-24 Season	6, at Cincinnati (12/30/23)
Career	6, at Cincinnati (12/30/23)

FIELD GOALS MADE/ATTEMPTED

2023-24 Season	2, twice / 4, vs. McNeese State (12/6/23)
Career	2, twice / 4, vs. McNeese State (12/6/23)

3-PT. FIELD GOALS MADE/ATTEMPTED

2023-24 Season	- / -
Career	- / -

FREE THROWS MADE/ATTEMPTED

2023-24 Season	2, twice / 3, at Cincinnati (12/30/23)
Career	2, twice / 3, at Cincinnati (12/30/23)

REBOUNDS

2023-24 Season	5, vs. McNeese State (12/6/23)
Career	5, vs. McNeese State (12/6/23)

ASSISTS

2023-24 Season	1, vs. Jackson State (12/1/23)
Career	1, vs. Jackson State (12/1/23)

BLOCKS

2023-24 Season	3, vs. McNeese State (12/6/23)
Career	3, vs. McNeese State (12/6/23)

STEALS

2023-24 Season	2, vs. Houston (1/3/24)
Career	2, vs. Houston (1/3/24)

MINUTES

2023-24 Season	11, vs. McNeese State (12/6/23)
Career	11, vs. McNeese State (12/6/23)

MISCELLANEOUS CAREER STATS

Double-Figure Scoring Games	-
20+ Point Games	-
5+ Rebound Games	1
Double-Figure Rebounding Games	-
Double-Doubles	-
5+ Assist Games	-
4+ Steal Games	-
2+ Steal Games	1
2+ Block Games	4
4+ Made 3-Pt. FGs	-
2+ Made 3-Pt. FGs	-

REDSHIRT FRESHMAN (2023-24)

Made collegiate debut against Presbyterian (11/6) and tallied two points, two rebounds and a blocked shot in seven minutes off the bench... Tallied five points, three rebounds and two blocks at Cincinnati (12/30).

LOUISVILLE (2022-23)

Did not play in a regular season or post season game.

HIGH SCHOOL

Four-star prospect... Ranked No. 57 overall and the eighth best post player by espnW HoopGurlz... Played varsity basketball since the seventh grade and reached 1,000 career points in her freshman season at North Raleigh Christian Academy... Named to 2019 North Carolina Independent Schools Athletics Association (NCISAA) 4A All-State team... Collected 2019 Triangle Independent Schools Athletic Conference (TISAC) Player of the Year... In 2022, named to the *Charlotte Observer* North Carolina First Team Super Team... Helped her team to a 25-8 record and the 2022 NCISAA state title which included 23 points, 15 rebounds and four blocks in the championship game... In 2021, averaged 16.7 points, 12.6 rebounds, 4.4 blocks, 4.3 assists and 2.7 steals a game for North Raleigh, her team finished 19-2 and were runner-ups in the NCISAA state tournament... Standout volleyball player at North Raleigh.

LESTER'S CAREER STATISTICS

YEAR	G-GS	MIN-AVG.	FGM-FGA	PCT	3PT-A	PCT	FTM-FTA	PCT	O-D-T	AVG	PF-D	A	TO	BLK	ST	PTS-AVG
2022-23 (Louisville)																
2023-24 (K-State)	13-0	67-5.2	7-20	.350	0-0	.000	7-11	.636	10-14-24	1.8	13-0	2	4	10	3	21-1.6
TOTAL	13-0	67-5.2	7-20	.350	0-0	.000	7-11	.636	10-14-24	1.8	13-0	2	4	10	3	21-1.6



35 | ALEXIS HESS

F | 6-2 | FR. - HS | BLANDON, PA. (FLEETWOOD AREA HS)

• First player in program history from Pennsylvania

FRESHMAN (2023-24)

Will redshirt this season.

POINTS

2023-24 Season	
Career	

FIELD GOALS MADE/ATTEMPTED

2023-24 Season	- / -
Career	- / -

3-PT. FIELD GOALS MADE/ATTEMPTED

2023-24 Season	- / -
Career	- / -

FREE THROWS MADE/ATTEMPTED

2023-24 Season	- / -
Career	- / -

REBOUNDS

2023-24 Season	
Career	

ASSISTS

2023-24 Season	
Career	

BLOCKS

2023-24 Season	
Career	

STEALS

2023-24 Season	
Career	

MINUTES

2023-24 Season	
Career	

MISCELLANEOUS CAREER STATS

Double-Figure Scoring Games	-
20+ Point Games	-
5+ Rebound Games	-
Double-Figure Rebounding Games	-
Double-Doubles	-
5+ Assist Games	-
4+ Steal Games	-
2+ Steal Games	-
2+ Block Games	-
4+ Made 3-Pt. FGs	-
2+ Made 3-Pt. FGs	-

HIGH SCHOOL

2023 McDonald's All-American nominee... 2022 Pennsylvania Class 5A All-State First Team... 2021 Pennsylvania Class 5A All-State Third Team... Four-time Pennsylvania Class 5A All-County First Team... Scored 35 points in 2023 Berks Girls League Senior All-Star Game, including seven 3-pointers... Recorded 1,403 career points at Fleetwood Area HS... Made over 140 career 3-point field goals... During her senior season, averaged 17.6 points which included an 83.5 percent effort from the free throw line, 9.2 rebounds and 2.9 assists... In junior season, averaged 19 points per game... During sophomore season in 2020-21, garnered Third Team Class 5A All-State honors and was First Team All-County... In freshman season, averaged 15 points per game and connected on 43 three-pointers.

HESS'S CAREER STATISTICS

YEAR	G-GS	MIN-AVG.	FGM-FGA	PCT	3PT-A	PCT	FTM-FTA	PCT	O-D-T	AVG	PF-D	A	TO	BLK	ST	PTS-AVG
2023-24																
TOTAL	-	-	-	-	-	-	-	-	-	-	-	-	-	-	-	-

Redshirt



50 | AYOKA LEE

C | 6-6 | SR. - 3L | BYRON, MINN. (BYRON HS)



VISIT KSTATESPORTS.COM/YOKIELEE50

2023-24 All-America candidate | 2023-24 Leslie Award candidate

LEE'S TROPHY CASE

- Three-time Wooden Award Watch List (2021, 2022 & 2024)
- Three-time Women's Jersey Mike's Naismith Trophy Watch List ('21, '22 & '24)
- Three-time Lisa Leslie Award Watch List (2021, 2022 & 2024)
- Three-time Preseason All-Big 12 Team ('20-21, '21-22 & '23-24)
- 2021-22 All-America First Team by *Sports Illustrated*
- 2021-22 All-America First Team by The Athletic
- 2021-22 All-America Second Team by the Associated Press
- 2021-22 All-America Second Team by the USBWA
- Two-time WBCA All-America Honorable Mention (2021 & 2022)
- Two-time WBCA All-Region 3 (2021 & 2022)
- 2021-22 Lisa Leslie Award finalist
- Three-time All-Big 12 First Team (2020, 2021 & 2022)
- 2022 Big 12 All-Defensive Team
- 2021-22 *Waco Tribune* All-Big 12 First Team
- 2021-22 *Waco Tribune* Defensive Player of the Year
- 2022 Big 12 Player of the Year by The Next
- 2022 KC Sports Commission Sportswoman of the Year
- Two-time CoSIDA Academic All-America (2021- 2nd Team/2022 - 1st Team)
- Two-time CoSIDA Academic All-District VII First Team (2021 & 2022)
- 2022 Big 12 WBB Scholar Athlete of the Year
- Three-time Academic All-Big 12 First Team (2020, 2021 & 2022)
- 2022 Women's Jersey Mike's Naismith Trophy Midseason Team
- 2022 Wooden Award National Ballot member
- 2022 Naismith Women's Defensive Player of the Year Semifinalist
- Two-time Wade Trophy Watch List (2021 & 2022)
- 2022 Wooden Award Late Season Top-20 Watch List
- 2022 Wooden Award Midseason Top-25 Watch List
- 2022 Midseason #9 Ranked Player by ESPN.com
- 2021 Preseason WNIT All-Tournament Team & MVP
- Associated Press National Player of the Week (11/21/23)
- Three-time USBWA Ann Meyers Drysdale National Player of the Week
- Three-time ESPN.com National Player of the Week
- Seven-time Big 12 Player of the Week
- Jersey Mike's Naismith Trophy Player of the Week (1/4/22)
- Four-time HerHoopStats Power 6 Player of the Week
- 2021 Big 12/Dr. Lage Academic Achievement Award
- 2020 Her Hoop Stats Fab 15 Freshman Team
- 2020 Big 12 Freshman of the Year
- 2020 Big 12 All-Freshman Team (unanimous selection)
- 2020 *Waco Tribune* Big 12 Freshman of the Year
- 2020 *Waco Tribune* Big 12 All-Freshman Team
- Two-time USBWA National Freshman of the Week
- 12-time Big 12 Freshman of the Week

CAREER

First player in school history and third in Big 12 history with 1,900 or more points, 1,000 or more rebounds and 250 or more blocks... Only player in school history with 700 or more points, 300 or more rebounds and 90 or more blocks in a season... 4th in school history for career points (1,977)... Career scoring average (19.2) ranks first in school history and 9th in Big 12 history... 2nd in school history for career rebounds (1,018)... Owns school record for career rebound average and ranks fourth in Big 12 history (9.9)... Owns school record for career games with 15 or more rebounds (8)... 2nd in school history and fifth in Big 12 history for career field goal percentage (.594)... 3rd in school history for career field goals made (798)... Owns school record with 27 games of 10 or more made field goals... 3rd in school history for career free throws made (380)... 4th in school history for career free throws attempted (502)... Owns school record for career double-doubles (54)... Tied for 5th in Big 12 record books for career double-doubles... First player in program history with a 20-20 double-double in a game (2x)... Second in school history for career blocks (275)... Only player in program history with two or more seasons with 90 or more blocks... Holds school record and ranks seventh in Big 12 record books for career blocks per game (2.67)... Owns school record for career five-block games (18)... Holds school record for career games of seven or more blocks (5).

2023-24 GAME-BY-GAME

Opponent	Min	FG	3FG-3FGA	FT-FTA	O-D-Reb	PF	A	TO	Bk	St	Pts
Presbyterian +	22	5-11	0-0	4-6	3-4-7	0	2	0	3	2	14
at Little Rock +	22	13-16	0-0	6-8	5-5-10	0	1	1	2	0	32
at Iowa +	27	9-14	0-0	4-4	4-8-12	3	0	0	2	1	22
Wisconsin +	27	9-16	0-0	2-2	3-2-5	4	1	0	3	1	20
vs. Western Kentucky +	20	6-8	0-0	4-5	1-2-3	3	0	2	2	1	16
vs. North Carolina +	32	5-9	0-0	4-4	3-9-12	4	1	2	1	0	14
vs. Iowa +	34	8-13	0-0	2-6	0-7-7	1	0	3	1	0	18
Jackson State +	23	5-9	0-0	2-2	1-4-5	2	0	0	2	1	12
McNeese State +	18	7-10	0-0	1-2	4-2-6	0	3	1	2	0	15
vs. Missouri +	26	12-15	0-0	4-5	4-5-9	1	0	1	1	1	28
North Florida +	24	15-17	0-0	6-6	2-2-4	2	0	1	1	3	36
Oral Roberts +	23	11-17	0-0	2-7	6-15-21	4	0	0	5	1	24
Southern +	21	8-10	1-1	3-3	1-4-5	1	1	0	3	1	20
at Cincinnati* +	20	3-7	0-0	0-0	2-6-8	3	0	2	3	1	6
Houston* +	31	11-15	0-0	5-8	8-3-11	1	1	2	2	2	27
at UCF* +	28	6-9	0-0	0-1	1-5-6	2	0	1	7	1	12
Oklahoma*											
Texas*											
at TCU*											
Kansas*											
at Baylor*											
BYU*											
at Oklahoma*											
at Texas*											
Oklahoma State*											
at Iowa State*											
UCF*											
West Virginia*											
at Kansas*											
Iowa State*											
at Texas Tech*											

+ starts | * Big 12 | ! Big 12 Championships | % WNIT | \$ NCAA Tournament

POINTS

2023-24 Season	36, vs. North Florida (12/16/23)
Career	61, vs. Oklahoma (1/23/22)

FIELD GOALS MADE/ATTEMPTED

2023-24 Season	15, vs. UNF (12/16/23)/ 17, twice
Career	23, vs. Oklahoma (1/23/22)/ 30, twice

3-PT. FIELD GOALS MADE/ATTEMPTED

2023-24 Season	1, vs. Southern (12/20/23)/ 1, vs. Southern (12/20/23)
Career	1, vs. Southern (12/20/23)/ 1, vs. Southern (12/20/23)

FREE THROWS MADE/ATTEMPTED

2023-24 Season	6, twice/ 8, twice
Career	15, vs. Oklahoma (1/23/22)/ 17, vs. Oklahoma (1/23/22)

REBOUNDS

2023-24 Season	21, vs. Oral Roberts (12/18/23)
Career	21, vs. Oral Roberts (12/18/23)

ASSISTS

2023-24 Season	3, vs. McNeese State (12/6/23)
Career	4, vs. Texas Tech (3/11/21)

BLOCKS

2023-24 Season	7, at UCF (1/6/24)
Career	8, vs. North Dakota State (11/29/21)

STEALS

2023-24 Season	3, vs. North Florida (12/16/23)
Career	4, twice

MINUTES

2023-24 Season	34, vs. Iowa (11/26/23)
Career	42, vs. West Virginia (3/2/22)

MISCELLANEOUS CAREER STATS

Double-Figure Scoring Games	93
60+ Point Games	1
40+ Point Games	2
30+ Point Games	13
20+ Point Games	44
Double-Figure Rebounding Games	56
20+ Rebound Games	2
Double-Doubles	54
5+ Rebound Games	93
4+ Block Games	27
2+ Block Games	73
2+ Steal Games	21

RECORDS PILE UP FOR LEE

• Ayoka Lee owns a number of K-State and Big 12 records. The following are the marks she has set:

- Career school record for scoring average (19.2)
- Career school record for 60+ point games (1)
- Career school record for 40+ point games (2)
- Career school record for 30+ point games (13)
- Career school record for rebound average (9.9)
- Career school record for 15+ rebound games (8)
- Career school record for blocks average (2.67)
- Career record for games with 5+ blocks (18)
- Career record for double-doubles with 5+ blocks (14)
- Career record for games with 7+ blocks (5)
- Single season record for 40-point games (2)

- Single season record for 30-point games (8)
- Single season record for double-doubles (20)
- Single season record for consecutive double-doubles (6)
- Single-season record for field goals made (296)
- Junior record for points in a season (727)
- Single-season record for rebounds (339)
- Single-season record for rebounds per game (11.4)
- NCAA, Big 12 & school single-game record for points (61)
- School single-game record for points in a conference game (61)
- Big 12 & K-State single-game record for FGs made in a game (23)
- Single-game record for FGs made in a conference game (23)
- Tied single-game record for FTs made in a conference game (15)
- Single-game record for points in a half (32)
- Single-game record for points in a quarter (20)
- Single-game record for field goal attempts in a half (18)
- Single-game record for field goals made in a 2nd quarter (7)
- First 20-pt/20-reb game in school history
- Tied single-game record for field goals made in a 3rd quarter (7)
- School record for blocks in a Big 12 Championship game (7)
- Tied school record for rebounds in a NCAA Tournament game (15)
- Freshman record for rebounds (331)
- Freshman record for rebounds per game (11.4)
- Freshman record for blocks (91)
- Freshman record for blocks per game (3.1)
- Freshman record for double-doubles (19)
- Single-season school record Big 12 Player of the Week honors (4)
- Big 12 & school record 12 Big 12 Freshman of the Week honors

LEE JOINS RARE BIG 12 CLUB

- **Ayoka Lee** joined one of the rarest clubs in Big 12 history during the 2023-24 league opener at Cincinnati.
- When she collected her 1,000th career rebound, Lee became the 24th player in Big 12 history and the second in program history with 1,000 or more points and 1,000 or more rebounds in their career.
- When including her 275 career blocked shots, Lee was the third player in Big 12 history with 1,500 or more points, 1,000 or more rebounds and 250 or more blocked shots.

1,500+ PTS/1,000+ REBS/250+ BLKS | BIG 12 HISTORY

Rk.	Player (School; Yrs)	Pts	Rebs	Blks
1.	Brittney Griner (Baylor; 2010-13)	3,283	1,305	748
2.	Courtney Paris (OU; 2006-09)	2,729	2,034	446
3.	Ayoka Lee (K-State; 2018-active)	1,977	1,018	275

LEE REACHING RARE STAT LINES

- **Ayoka Lee** has registered unique stat lines throughout her career and this season is no different.
- At Little Rock on Nov. 11, Lee notched 32 points on 13-of-16 shooting and 10 rebounds. She is the only player in the nation this season to record a 30-point, 10-rebound game with a field goal percentage of 80.0 percent or better.
- Against North Florida on Dec. 16, Lee registered a season-high 36 points on 15-of-17 shooting from the field and 6-of-6 from the foul line in just under 24 minutes of action. She also recorded four rebounds, a season-high three steals and a blocked shot.
- According to Stats Perform, Lee is the only NCAA Division I women's player since at least the 1999-00 season to score 36 or more points, while shooting 88.0 percent or better from the field in under 25 minutes of action.
- Against Oral Roberts on Dec. 16, Lee registered a season-high 36 points on 15-of-17 shooting from the field and 6-of-6 from the foul line in just under 24 minutes of action. She also recorded four rebounds, a season-high three steals and a blocked shot.
- According to Stats Perform, Lee is the only NCAA Division I women's player since at least the 1999-00 season to tally a 20-20 double-double with five blocks in less than 25 minutes. Also, no NCAA Division I men's basketball player since 1996-97 and no NBA player since 1983-84 has achieved this stat line in fewer than 25 minutes.

NOBODY SCORES IT LIKE AYOKA LEE

- **Ayoka Lee** has moved into the top-5 for career scoring at K-State and has a chance to achieve the school career scoring record.
- In her career, Lee has scored 1,977 points in 103 career games (19.2 ppg) and ranks fourth in school history for career points scored. Her career scoring average of 19.2 ranks first in school history, ninth in Big 12 history and fifth among active NCAA Division I players.
- To surpass Kendra Wecker (2001-05; 2,333), Lee needs to score 356 points.
- She was the 44th player in school history with 1,000 or more career points and was the fastest player in program history to reach 1,500 career points, needing 77 games to reach the milestone. She was the first player in school history to reach the 1,000-career point mark and the 1,500-career point mark in the same season.
- Lee has scored in every game of her career (103 games) and has reached double figures in 94 games which includes a career-best streak of 28 straight games in double figures dating back to the final five games of the 2020-21 season until Feb. 9, 2022.
- This season, Lee is averaging a team-high 19.8 points per game and ranks third in the Big 12. She has scored in double figures in 15 games this season.
- In the 2021-22 season, Lee averaged a career-best 22.0 points per game which ranked 10th in the nation and second in the Big 12. Lee was fifth in the nation in total points scored (727).
- Her 22.0 points per game in the 2021-22 season was the highest per game average in school history and was the third time a K-State player averaged 20 or more points in a season and first since Brittany Chambers in the 2012-13 season.

- With her 727 points scored, Lee established a new career single-season high, broke the school record for points in a junior season and ranked second in school history for points in a single-season. She was the first center in school history to score 700 or more points in a season.
- Lee was the fifth player in school history with three or more consecutive seasons with 400 or more points in a season.
- With her efforts of 61 points against Oklahoma on Jan. 23 and 43 points against Central Arkansas on Nov. 9, Lee was one of three players in the nation during the 2021-22 season with two games of 40 or more points scored in a game.
- Her total of 86 points in two games from Jan. 19 to Jan. 23, set the school record for most points in consecutive games. She also set the school record for points in a 10-game span from Dec. 11, 2021 to Jan. 26, 2022, with 277 points. During that 10-game span, Lee scored 20 or more points in six games including four games with 30 or more points.

K-STATE POINTS | CAREER

Rk.	Player (Seasons)	Points
1.	Kendra Wecker (2001-05)	2,333
2.	Nicole Ohlde (2000-04)	2,241
3.	Brittany Chambers (2009-13)	2,156
4.	Ayoka Lee (2018-present)	1,977
5.	Ashley Sweat (2006-10)	1,805

LEE CAPTURES 30-PT GAME RECORD

- **Ayoka Lee** achieved a pair of school records with her prolific ability to score 30 or more points.
- In her career, Lee owns the school record for career games with 30 or more points as she has 13 such games.
- This season, Lee is tied for the Big 12 lead of two games with 30 or more points including a season-high 36 on 15-of-17 shooting against North Florida on Dec. 16 in 24 minutes of action.
- Lee registered 32 points on 13-of-16 shooting at Little Rock on November 11. She is the only player this season to register a 30-point, 10-rebound game with a field goal percentage of 80.0 percent or better.
- In the 2021-22 season, Lee had eight games with 30 or more points which led the Big 12. Her eight games with 30 or more points in the 2021-22 season were the most in a single season in school history. Lee was one of three players in the nation (Caitlin Clark, Iowa & Jasmine Dickey, Delaware) with two or more games of 40 or more points scored in a game.
- Against Oklahoma on January 23, 2022, in Bramlage Coliseum, Lee broke the NCAA Division I women's basketball record for points in a single game with 61 points on 23-of-30 (.767) shooting and 15-of-17 (.882) from the free throw line. The 61 points surpassed the NCAA Division I record of 60 set by Cindy Brown (Long Beach State, 1986-87) and Rachel Banham (Minnesota, 2015-16). Lee's point total broke the Big 12 record for a single game by 11 points (50, Brittney Griner, 2012-13).
- To open the 2021-22 season on Nov. 9 against Central Arkansas, Lee scored 43 points on 17-of-25 shooting from the field and 9-of-12 from the free throw line to go with nine rebounds, four blocks, three assists and three steals. According to HerHoopStats.com, no player since at least 2009-10 had recorded a single-game stat line like Lee achieved in the season-opener.
- At South Dakota State on Dec. 11, Lee tallied 38 points on 16-of-30 from the field and 6-of-8 from the foul line. She set the school record for points scored in a first quarter with 16.
- Against Baylor in the Big 12 opener on January 2, Lee tallied 32 points on 11-of-16 shooting and 10-of-13 from the free throw line. In the third quarter against the Bears, Lee set the school record for points in any quarter with 19 and outscored Baylor by herself in the frame, 19-17.

LEE 30-POINT GAMES | CAREER

Opponent (Date)	Pts	Rebs
Kansas City (12/14/20)	31	14
Oklahoma (1/31/21)	37	18
at Oklahoma (3/7/21)	33	13
Central Arkansas (11/9/21)	43	9
Western Kentucky (11/14/21)	33	13
North Carolina A&T (11/15/21)	31	13
at South Dakota State (12/11/21)	38	14
Baylor (1/2/22)	32	10
Iowa State (1/11/22)	38	11
Oklahoma (1/23/22)	61# *	12
Texas Tech (2/5/22)	31	7
at Little Rock (11/11/23)	32	10
vs. North Florida (12/16/23)	36	4

- NCAA Record | ^ - school record | * - school record for a conference game

LEE EFFICIENT FROM THE FIELD

- **Ayoka Lee** continues to put the ball in the hoop at a high rate and is among the top-five on the K-State career field goal percentage list.
- In her career, Lee has a field goal percentage of .594 (798-of-1344) and second in program history for career field goal percentage. Among active NCAA career leaders for field goal percentage, Lee ranks 14th. Her career field goal percentage ranks fifth in Big 12 history.
- Lee is the fifth player in program history with 700 or more field goals made in a career and the first since Brittany Chambers (2009-13). Lee ranks third in school history for career field goals made. With two made field goals, Lee would become the third player in school history with 800 or more made field goals.
- Lee owns 73 career games with a field goal percentage of .500 or better. She has made 10 or more field goals in a game 27 times in her career - a school record.
- This season, Lee is shooting a career-high .679 (133-of-196) from the field and leads the Big 12 and ranks third in the nation for field goal percentage. She has made five or more field goals in 15 games this season including a high of 15 against North Florida on Dec. 16.
- In the 2021-22 season, Lee shot .563 (296-of-526) from the field. Lee ranked 20th in the nation and led the Big 12 in field goal percentage. She was second in the nation in total field goals made (296) and ranked 17th for field goals attempted (526).
- Lee set a new school record for field goals made in a single season. She ranked fifth in school history for field goals attempted in a season. Her 526 field goals attempted were the most by a Wildcat since Brittany Chambers in the 2012-13 season.
- Against Oklahoma on Jan. 23, Lee set the Big 12 and K-State records for field goals made with 23. Of the 23 made field goals, 22 came inside the paint and needed only three total dribbles.
- According to HerHoopStats.com, Lee was the first player since at least the 2009-10 season to record a field goal percentage of 75.0 percent or better on 26 or more field goal attempts.
- Against Iowa State on Jan. 11, Lee made 18 field goals which was fourth in school history and tied for the fifth-most made field goals in Big 12 history in a single game.
- Lee has attempted a career-high 30 field goals twice. This was the fourth-most field goals attempted in a game in school history.

LEE AT THE CHARITY STRIPE

- **Ayoka Lee** has been a solid free throw shooter during her career.
- The senior from Byron, Minnesota, owns a career free throw percentage of 75.7 percent (380-of-502). Lee ranks third in program history for career free throws made. She ranks fourth on the K-State career free throws attempted list.
- She has 31 career games with five or more connections from the foul line including a career-high 15-of-17 effort against Oklahoma on Jan. 23, 2022. Her 15 free throws made against the Sooners tied for the third-most in program history and the most since Nicole Ohlde made 15 against Valparaiso on March 21, 2004. She also tied the second-most free throws made in a conference game.

2023-24 K-STATE WOMEN'S BASKETBALL NOTES

LEE AGAINST TOP-25 OPPONENTS

- **Ayoka Lee** continues to pile up big numbers against some of the best competition in the nation.
- This season, Lee is averaging 18.0 points on a .611 field goal percentage, and 10.3 rebounds.
- At then second-ranked Iowa on Nov. 16, Lee tallied 22 points on 9-of-14 shooting and 12 rebounds.
- In 12 games against ranked opponents during the 2021-22 season, Lee averaged 21.3 points with a 55.6 percent effort from the field (105-of-189) and 77.6 percent from the foul line (45-of-58), 8.8 rebounds, 2.8 blocks and 1.1 steals. She registered a double-double in six of the 12 games.
- In three straight games against ranked opponents, Lee scored 30 or more points and pulled in 10 or more rebounds. She tallied an NCAA record 61 points against 14th-ranked Oklahoma on Jan. 23.

LEE vs. AP RANKED OPPONENTS | 2023-24 SEASON

Opponent (Date)	Pts	Rebs
at (2) Iowa (11/16/23)	22	12
vs. (18) North Carolina (11/25/23)	14	12
vs. Iowa (11/26/23)	18	7

LEE NEARS CAREER BOARDS RECORD

- **Ayoka Lee** has continued to own the glass in her K-State career and is moving closer to the top spot in program history.
- Lee ranks second in school history for career rebounds with 1,018 and was the second player in school history with 1,000 or more career rebounds.
- With 70 rebounds, Lee will surpass Kendra Wecker (2001-05; 1,087) for the school record for rebounds in a career.
- She owns the school record for career rebounding average and ranks fourth in Big 12 history at 9.9 rebounds per game.
- Among active NCAA Division I players, Lee ranks seventh in the nation for career rebounding average and total rebounds.
- She owns the school record for career games with 15 or more rebounds (8).
- This season, Lee leads the Wildcats with 8.2 rebounds per game. She ranks seventh in the Big 12 for rebounds per game.
- In her last active season of 2021-22, Lee ranked second in the Big 12 and 31st in the nation with 10.3 rebounds per game. She ranked 17th in the nation in total rebounds (339). In Big 12-only games, Lee was second in the league in rebounding with 9.78 per game.
- With her 339 rebounds during the 2021-22 season, Lee set a new career single-season high and broke the school record for rebounds in a single-season.
- Lee was the eighth player in school history with three or more consecutive seasons with 200 or more rebounds and was the second player in program history (Peyton Williams) with two or more seasons with 300 or more rebounds.

K-STATE 15+ REBOUND GAMES | CAREER

Rk.	Player (Seasons)	15+ Reb. Games
1.	Ayoka Lee (2018-present)	8
2.	Carlisa Thomas (1984-87)	7
	Peyton Williams (2016-20)	7
4.	Nicole Ohlde (2000-04)	5

LEE OWNS DOUBLE-DOUBLE RECORD

- **Ayoka Lee** continues to be a double-double machine in her K-State career.
- Lee's 54 career double-doubles is tied for fifth in Big 12 history for career double-doubles. She ranks sixth in the nation among active NCAA Division I women's basketball players.
- The product of Byron, Minnesota, registered her 53rd career double-double to break the school record in grand fashion with 24 points and 21 rebounds against Oral Roberts on Dec. 18. This was her second career double-double with 20 or more points and 20 or more rebounds and she is the only player in program history with a double-double of 20 points and 20 rebounds.
- Earlier this season, Lee registered a double-double of 32 points and 10 rebounds at Little Rock. Lee was the first player in NCAA Division I since at least the 1999-00 season to register a game with 32 or more points, 10 or more rebounds while shooting 81 percent or better in just 22 minutes. Lee has 10 career dou-

ble-doubles with 30 or more points and 10 or more rebounds, which stands as the most such games in program history.

- She was the fastest player in program history to 50 career double-doubles.
- Lee is averaging 0.52 double-doubles per game in her career, which is the highest rate in school history.
- Lee completed the 2021-22 season with a school record 20 double-doubles. Earlier in the season, Lee tied her own school record for consecutive double-doubles with six straight. She was 11th in the nation and was second in the Big 12 during the 2021-22 season for double-doubles.
- Lee's 20 double-doubles set a school record for double-doubles in a junior season, surpassing the previous record of 15 by Nicole Ohlde in the 2002-03 season. She was one of six players in Big 12 history with 20 or more double-doubles in a season.
- Lee is the second player in program history with three or more seasons with 10 or more double-doubles (Kendra Wecker, 2001-05; 4) and is the only player in program history with two or more seasons with 15 or more double-doubles.
- Of the 20 total double-doubles during the 2022-23 season, six efforts reached 30 or more points and 10 or more rebounds.
- At South Dakota State on Dec. 11, Lee tallied 38 points, 14 rebounds and six blocks. This was her 12th career game with a double-double and five or more blocks, improving on her own school record.
- According to HerHoopStats.com, Lee was the third player since 2009-10 to register a final stat line of at least 38 points, 14 rebounds and six blocks (Elena Delle Donne, 2012; Brittney Griner, 2013).
- In her redshirt freshman season of 2019-20, the center from Byron, Minnesota, achieved a rare single-game milestone, as she became the first player in program history with 20 or more points and 20 or more rebounds in the same game, achieving the feat against Oklahoma on January 25, 2020 (23 points, 20 rebounds).

BIG 12 DOUBLE-DOUBLES | CAREER

Rk.	Player (Seasons)	Double-Doubles
1.	Courtney Paris (Oklahoma; 2006-09)	128
2.	Ashley Joens (Iowa State; 2019-23)	65
3.	Brittney Griner (Baylor; 2010-13)	63
4.	Sophia Young (Baylor; 2003-06)	61
5.	Angie Welle (Iowa State; 1999-02)	54
	Ayoka Lee (2018-present)	54

LEE THE QUEEN OF THE BLOCK

• **Ayoka Lee** remains one of the top shot blockers in the nation and has the numbers to back it up.

LEE CAREER BLOCKS TRACKER

275

CAREER BLOCKS SCHOOL RECORD

282

- In her career, Lee has 275 career blocked shots and ranks second in school history for career blocks. Lee's 275 blocked shots ranks 10th in Big 12 history.
- She was the second player in school history to reach the 275-block mark. She owns the school record for career blocks per game at 2.67. Among active NCAA Division I players, Lee ranks fourth for career blocks and is sixth for career blocks per game average.
- She has 74 career games with two or more blocks and 18 career games with five or more blocks. She owns the school record for career games with five or more blocks. Lee holds the school record for career games with seven or more blocks (5).
- This season, Lee is averaging 2.50 blocks per game (40 blocks) and leads the Wildcats and is third in the Big 12 and 13th in the nation for blocks per game. Lee is 11th in the nation for total blocks.
- In the 2021-22 season, Lee was a semifinalist for the 2022 Naismith Women's National Defensive Player of the Year and was named to her first Big 12 All-Defensive Team and was selected as the Big 12 Defensive Player of the Year by the *Waco Tribune*. She had a career-high 95 blocks (2.88 bpg) and was fourth in the nation in total blocks and sixth for blocks per game.

She also has a career-high 39 steals (1.2 spg).

- Her total of 95 blocks ranked second in school history for blocks in a season and set the school record for blocks by a junior. This was the second time in her career Lee reached 90 or more blocks in a season (91; 2019-20). She is the first player in school history with at least two seasons with 90 or more blocks.
- Lee's combined total of blocks and steals, 134, during the 2021-22 season established a new career-high and was the third-highest single season total in program history.
- Lee set a new career-high and tied for second in program history for a single-game with eight blocks against North Dakota State on Nov. 29. Her eight blocks tied for the eighth-highest total for a single-game in the 2021-22 season in the nation and were the most by a Big 12 player.

CAREER BLOCKS | K-STATE

Rk.	Player (Seasons)	Blks
1.	Breanna Lewis (2013-17)	282
2.	Ayoka Lee (2018-present)	275
3.	Marlies Gipson (2005-09)	257
4.	Nicole Ohlde (2000-04)	204

CAREER BLOCKS | BIG 12

Rk.	Player, School (Seasons)	Blks
1.	Brittney Griner, Baylor (2010-13)	748
2.	Courtney Paris, Oklahoma (2006-09)	446
3.	Ashley Gayle, Texas (2009-12)	372
4.	Lanay Montgomery, West Virginia (2014-17)	330
5.	Imani McGee-Stafford, Texas (2013-16)	303
6.	Lauren Cox, Baylor (2017-20)	301
7.	Cisti Greenwalt, Texas Tech (2002-05)	300
8.	Brittney Brewer, Texas Tech (2017-20)	289
9.	Breanna Lewis, Kansas State (2014-17)	282
10.	Ayoka Lee, Kansas State (2018-present)	275

727 | 339 | 95

- **Ayoka Lee** is the only player in program history with 725 or more points (727), 325 or more rebounds (339) and 90 or more blocks (95) in a season. She was the only player in the nation with 725 or more points, 325 or more rebounds and 90 or more blocks in the 2021-22 season.
- Lee is only player in program history to reach 700 or more points and 300 or more rebounds in a season.
- Lee and Nicole Ohlde (2000-04) are the only two players in program history with three straight seasons of 450 or more points, 200 or more rebounds and 45 or more blocks.

REDSHIRT SENIOR (2023-24)

Returned to competitive action for the first time in 595 days and registered 14 points, seven rebounds, three blocks, two steals and two assists in 22 minutes against Presbyterian (11/6)... Recorded her 50th career double-double with 32 points on 13-of-16 shooting, 10 rebounds and two blocks in 22 minutes of action at Little Rock (11/11)... Carded 22 points on 9-of-14 shooting, 12 rebounds and two blocks at Iowa (11/16)... Notched 20 points on 9-of-16 shooting, five rebounds and three blocks against Wisconsin (11/19)... Earned Gulf Coast Showcase All-Tournament Team honors by averaging 16.0 points on a .633 field goal percentage and 7.3 rebounds... Tallied 16 points on 6-of-8 shooting, three rebounds, two blocks and a steal against Western Kentucky (11/24)... Carded 14 points and 12 rebounds against North Carolina (11/25)... Registered 18 points and seven rebounds against Iowa (11/26)... Notched 15 points, six rebounds, three assists and two blocks in 18 minutes against McNeese State (12/6)... Tallied 36 points on 15-of-17 shooting and 6-of-6 from the foul line in 24 minutes of action against North Florida (12/16)... First player since at least 2009-10 to record 36 or more points with an 88.0 percent or better field goal percentage, 100.0 percent from the foul line and do it in 25 minutes or less... Broke the school record for career double-doubles with her second career 20-20 double-double, recording 24 points on 11-of-17 shooting, a career-high 21 rebounds and five blocks against Oral Roberts (12/18)... Tallied 20 points, including first career 3-pointer, five rebounds, three blocks and a steal against Southern (12/20)... Notched 27 points on 11-of-15 shooting, 11 rebounds, two blocks, two steals and an assist against Houston (1/3).

SENIOR (2022-23)

Underwent season-ending surgery in September and expected to return for the 2023-24 season.

JUNIOR (2021-22)

2021-22 All-America First Team by Sports Illustrated... 2021-22 All-America First Team by The Athletic... 2021-22 All-America Second Team by the Associated Press... 2021-22 All-America Second Team by USBWA... 2021-22 Lisa Leslie Award Finalist... 2021-22 WBCA All-America Honorable Mention... 2021-22 WBCA All-Region 3 selection... 2021-22 All-Big 12 First Team (unanimous selection)... 2021-22 Big 12 All-Defensive Team... 2021-22 CoSIDA Academic All-America First Team... 2021-22 CoSIDA Academic All-District 7 First Team... 2021-22 Big 12 WBB Scholar-Athlete of the Year... 2021-22 Academic All-Big 12 First Team... 2021-22 Waco Tribune All-Big 12 First Team... 2021-22 Waco Tribune Big 12 Defensive Player of the Year... 2022 Big 12 Player of the Year by The Next... 2022 Wade Trophy Watch List... 2022 Naismith Trophy Midseason Team... 2022 Wooden Award Top-15 National Ballot... 2022 Naismith Women's Defensive National Player of the Year Semifinalist... 2022 Jersey Mike's Naismith Trophy Watch List... 2021-22 Midseason ESPN.com Top-25 Player (#9)... 2021-22 Preseason ESPN.com Top-25 Player (#25)... Two-time USBWA Ann Meyers Drysdale National Player of the Week... Three-time ESPN.com National Player of the Week (11/15/21; 1/3/22; 1/24/22)... Four-time Big 12 Player of the Week (11/15/21; 12/20/21; 1/3/22; 1/24/22)... Four-time HerHoopsStats Power 6 Player of the Week... 2021 Preseason WNIT MVP and All-Tournament Team... 2021-22 Preseason All-Big 12 (unanimous selection)... Played in and started a career-high 33 games... Tallied a career-high 1026 minutes of action (31.1 mpg)... First player in program history with 725 or more points and 325 or more rebounds in a season... First player in program history with 725 or more points, 325 or more rebounds and 90 or more blocks in a season... Joins Nicole Ohlde (2000-04) as the only two players with three or more seasons with 450 or more points, 200 or more rebounds and 45 or more blocks... Set the school record for double-doubles in a season with 20... Sixth player in Big 12 history with 20 or more double-doubles in a season... One of 12 players in NCAA Division I in 2021-22 to record 20 or more double-doubles... Second player in program history to average 20.0 points and 10.0 rebounds for a season (Kendra Wecker, 2004-05)... Recorded a career-high 727 points

and a career-best 22.0 points per game... Set the school record for single-season points per game average... Set the school record for points in a junior season... Point total marked just the second time a Wildcat scored 700 or more points in a season... Ranked second in the Big 12 in points per game and total points... Scored in double figures in 32 games and tallied 16 games with 20 or more points... Set the school record for games with 40 or more points in a season (2) and games with 30 or more points in a season (8)... Broke the NCAA record for points in a game with 61 points on 23-of-30 shooting and 15-of-17 from the free throw line while also adding 12 rebounds and three blocks against Oklahoma (1/23/22)... Set the Big 12 and school records for field goals made with 23... Set the single-season school record for field goals made in a season (296)... Led the Big 12 in field goal percentage (.563; 296-of-526)... Her 526 field goal attempts rank fifth in school history for a season... Set a new career-high with free throws made and attempted (135-of-175; .771)... Her 135 free throws made are tied for the fourth-most in school history for a season... Set a single-season record and new career-high for rebounds in a season with 339 (10.3 rpg)... Pulled in 10 or more rebounds in 20 games... Set a new career-high and the second-highest single-season block total in school history with 95 (2.9 bpg)... Ranked second in the Big 12 in blocks per game... Matched or surpassed the season blocked shots total of 186 NCAA Division I teams in 2021-22... Blocked three or more shots in 16 games including a career- and season-high of eight against North Dakota State (11/29/21)... Pocketed a career-high 39 steals (1.2 spg)... Registered 10 games with two or more steals... Set the school record for double-doubles in a season with her 20th against Washington State (3/19) in her NCAA Tournament debut... Recorded 20 points and 15 rebounds... Tied the school record for rebounds in an NCAA Tournament game.

SOPHOMORE (2020-21)

2021 Women's Basketball Coaches Association (WBCA) All-America Honorable Mention... 2021 WBCA All-Region 3... 2021 All-Big 12 First Team... Played in and started 25 games... Averaged 28.1 minutes per game... According to herhoopsstats.com, ranked third in the nation and led the Big 12 in PER (39.9)... Set a career-high with 478 points scored (19.1 ppg)... Highest scoring average by a Wildcat since Brittany Chambers averaged a school-record 21.0 points in the 2012-13 season... Ranked 41st in the nation and seventh in the Big 12 in scoring average... Scored 20 or more points in 12 games... Ranked tied for third in the Big 12 for games with 30 or more points scored with three... Shot .621 (185-of-298) from the field... Ranked third in the nation and led the Big 12 in field goal percentage... Second-highest single-season field goal percentage in program history and the highest since the 1983-84 season... Eighth-highest single-season field goal percentage in Big 12 history... Ranked 32nd in the nation in field goals made... Career-high .812 (108-of-133) from the free throw line... Ranked fifth in the Big 12 in free throw percentage... Only player in NCAA Division I in 2020-21 to shoot 60.0 percent or better from the field and 80.0 percent or better from the free throw line... First player in program history to finish a season with a field goal percentage of 60.0 percent or better and 80.0 percent or better... Since the 1999-00 season, Lee joins Baylor's Brittney Griner (2011-12) as the only two players in the Big 12 to shoot 60.0 percent or better from the field and 80.0 percent or better from the free throw line... Ranked 38th in the nation for free throws made... Most free throws made by a Wildcat since Peyton Williams made 115 in the 2018-19 season... Pulled in 217 rebounds (8.7 rpg)... Ranked sixth in the Big 12 in rebounding... Ranked third in the Big 12 in offensive rebounds and ninth in defensive rebounds... Recorded 10 games with 10 or more rebounds and ended the season with four straight games with 10 or more rebounds... Tallied 10 double-doubles and ranked sixth in the Big 12 in the category... Blocked 49 shots (1.96 bpg)... Ranked 29th in the nation for total blocks... Ranked second in the Big 12 in blocks per game... Blocked two or more shots in 12 games... Pocketed 17 steals (0.7 spg).

REDSHIRT FRESHMAN (2019-20)

Named as number two freshman in the nation for 2019-20 by ESPN.com... Selected to the 2020 Her Hoop Stats Fab 15 Freshman Team... Two-time USBWA National Freshman of the Week... Two-time USBWA National Freshman of the Week... Big 12 Freshman of the Year... All-Big 12 First Team... Unanimous Big 12 All-Freshman Team selection... Waco Tribune Freshman of the Year... Waco Tribune Big 12 All-Freshman Team... Played in and started all 29 games... Logged 924 minutes of action (31.9 mpg)... Led the Wildcats with 456 points (15.7 ppg), a .568 field goal percentage (184-of-324) and a .704 free throw percentage (88-of-125)... Ranked eighth in the Big 12 in scoring and second in the league in field goal percentage... Ranked 20th in the nation and fifth among freshmen in the nation for field goal percentage... Ranked as the second-highest field goal percentage in a freshman season in program history... Registered 27 games with 10 or more points... Led the Wildcats with 331 rebounds (11.4 rpg)... Fourth player in school history to average a double-double for an entire season... Her rebounds per game set a new school record for all classes and a freshman season... Ranked second in school history for rebounds in a season... Ranked second in the Big 12 and first among the league's freshmen in rebounding... Ranked tied for 10th in the nation in rebounding and second among all freshmen... Among centers in the nation, ranked second in rebounding... Led the Big 12, ranked ninth in the nation and led all freshmen in the nation with 4.3 offensive rebounds per game... Pulled in 10 or more rebounds in 21 games and had five or more rebounds in all 29 games... Blocked 91 shots (3.1 bpg)... Set the school single-season and freshmen records for blocks per game... Set the freshman record for total blocks in a season... Ranked second in school history for blocks in a season... Had eight games with five or more blocks... Pocketed 23 games with two or more blocks... First player in school history with the combination of 400 or more points, 300 or more rebounds and 90 or more blocks in a season... Set the school record and freshman record for double-doubles in a season with 19... Set the school career record for double-double and five or more blocks in the same game with seven... In league-only games, she averaged 15.8 points, 11.7 rebounds and 3.1 blocks... Became the first player in program history with a 20-20 game, as she registered 23 points on 10-of-13 shooting, 20 rebounds, five blocks and two steals against Oklahoma (1/25).

LEE'S CAREER STATISTICS

YEAR	G-GS	MIN-AVG.	FGM-FGA	PCT	3PT-A	PCT	FTM-FTA	PCT	O-D-T	AVG	PF-D	A	TO	BLK	ST	PTS-AVG
2018-19							DNP - Injured									
2019-20	29-29	924-31.9	184-324	.568	0-0	.000	88-125	.704	126-205-331	11.4	88-1	13	47	91	24	456-15.7
2020-21	25-25	699-28.0	185-298	.621	0-0	.000	108-133	.812	84-133-217	8.7	76-3	18	34	49	17	478-19.1
2021-22	33-33	1028-31.2	296-526	.563	0-0	.000	135-175	.771	99-240-339	10.3	101-0	23	49	95	39	727-22.0
2022-23							DNP - Injured									
2023-24	16-16	397-24.8	133-196	.679	1-1	1.000	49-69	.710	48-83-131	8.2	31-0	10	16	40	16	316-19.8
TOTAL	103-103	3048-29.6	798-1344	.594	1-1	1.000	380-502	.757	357-661-1018	9.9	296-4	64	146	275	96	1977-19.2

OVERALL STATISTICS

RECORD: 15-1 ·· BIG 12: 3-0 ·· NON-CONFERENCE: 12-1 ·· HOME: 8-0 ·· AWAY: 4-0 ·· NEUTRAL: 3-1

#	Player	GP	GS	Min	Avg	FG	FGA	Pct	/----3PT----			/-----REB-----\			PF	FO	A	TO	Blk	Stl	Pts	Avg				
									FG	FGA	Pct	FT	FTA	Pct									O	D	T	Avg
50	Ayoka Lee	16	16	397	24.8	133	196	.679	1	1	1.000	49	69	.710	48	83	131	8.2	31	0	10	16	40	16	316	19.8
4	Serena Sundell	16	16	434	27.1	65	119	.546	15	40	.375	17	26	.654	10	51	61	3.8	24	0	74	34	10	17	162	10.1
12	Gabby Gregory	16	16	404	25.3	50	137	.365	24	88	.273	22	35	.629	19	42	61	3.8	12	0	63	29	5	11	146	9.1
1	Zyanna Walker	16	0	303	18.9	50	100	.500	10	28	.357	12	15	.800	14	45	59	3.7	24	0	24	27	4	13	122	7.6
3	Jaelyn Glenn	16	16	460	28.8	42	101	.416	19	62	.306	5	9	.556	8	55	63	3.9	33	0	37	30	7	33	108	6.8
30	Gisela Sanchez	16	0	287	17.9	42	100	.420	5	25	.200	16	21	.762	18	56	74	4.6	19	0	23	23	9	8	105	6.6
5	Brylee Glenn	16	16	266	16.6	39	76	.513	13	36	.361	7	8	.875	1	33	34	2.1	15	0	16	10	1	16	98	6.1
11	Taryn Sides	16	0	297	18.6	26	76	.342	18	49	.367	11	13	.846	6	44	50	3.1	29	1	73	18	2	7	81	5.1
21	Eliza Maupin	12	0	76	6.3	10	16	.625	0	0	.000	6	13	.462	10	10	20	1.7	13	0	4	4	2	6	26	2.2
2	Ja'Mia Harris	11	0	92	8.4	7	28	.250	3	14	.214	3	4	.750	0	6	6	0.5	14	0	4	11	0	5	20	1.8
32	Imani Lester	13	0	67	5.2	7	20	.350	0	0	.000	7	11	.636	10	14	24	1.8	13	0	2	4	10	3	21	1.6
15	Heavenly Greer	13	0	85	6.5	8	20	.400	0	0	.000	5	7	.714	13	10	23	1.8	18	0	0	6	7	3	21	1.6
14	Rebekah Dallinger	6	0	32	5.3	4	7	.571	1	2	.500	0	0	.000	1	4	5	0.8	2	0	2	3	0	1	9	1.5
TM	TEAM														29	39	68	4.3	0			3			0	
	Total	16				483	996	.485	109	345	.316	160	231	.693	187	492	679	42.4	247	1	332	218	97	139	1235	77.2
	Opponents	16				293	920	.318	60	275	.218	168	239	.703	157	353	510	31.9	244	-	140	269	37	113	814	50.9

SCORE BY PERIODS:	1st	2nd	3rd	4th	OT	2OT	Total	DEADBALL REBOUNDS:	TOTAL
Kansas State	275	324	349	287			1235	Kansas State	42
Opponents	199	169	217	229			814	Opponents	51

STATISTICS IN K-STATE NON-CONFERENCE GAMES

RECORD: 12-1 ·· HOME: 7-0 ·· AWAY: 2-0 ·· NEUTRAL: 3-1

#	Player	GP	GS	Min	Avg	FG	FGA	Pct	/----3PT----			/-----REB-----\			PF	FO	A	TO	Blk	Stl	Pts	Avg				
									FG	FGA	Pct	FT	FTA	Pct									O	D	T	Avg
50	Ayoka Lee	13	13	319	24.5	113	165	.685	1	1	1.000	44	60	.733	37	69	106	8.2	25	0	9	11	28	12	271	20.8
4	Serena Sundell	13	13	338	26.0	48	91	.527	11	32	.344	16	24	.667	9	46	55	4.2	19	0	63	23	8	14	123	9.5
12	Gabby Gregory	13	13	316	24.3	42	115	.365	20	77	.260	11	21	.524	17	35	52	4.0	10	0	48	25	4	10	115	8.8
1	Zyanna Walker	13	0	245	18.8	40	80	.500	9	21	.429	10	13	.769	11	38	49	3.8	16	0	19	22	3	8	99	7.6
30	Gisela Sanchez	13	0	239	18.4	38	85	.447	5	22	.227	12	17	.706	17	47	64	4.9	14	0	19	17	9	8	93	7.2
5	Brylee Glenn	13	13	222	17.1	36	68	.529	13	32	.406	5	6	.833	1	21	22	1.7	12	0	15	7	1	15	90	6.9
3	Jaelyn Glenn	13	13	353	27.2	30	79	.380	15	51	.294	5	9	.556	8	42	50	3.8	28	0	33	24	5	26	80	6.2
11	Taryn Sides	13	0	238	18.3	20	63	.317	14	40	.350	10	11	.909	5	36	41	3.2	27	1	61	14	2	6	64	4.9
21	Eliza Maupin	11	0	72	6.5	10	16	.625	0	0	.000	6	13	.462	10	10	20	1.8	11	0	4	4	2	6	26	2.4
2	Ja'Mia Harris	10	0	88	8.8	7	26	.269	3	13	.231	3	4	.750	0	6	6	0.6	13	0	4	11	0	5	20	2.0
15	Heavenly Greer	12	0	84	7.0	8	20	.400	0	0	.000	5	7	.714	13	10	23	1.9	16	0	0	5	7	3	21	1.8
14	Rebekah Dallinger	6	0	32	5.3	4	7	.571	1	2	.500	0	0	.000	1	4	5	0.8	2	0	2	3	0	1	9	1.5
32	Imani Lester	10	0	54	5.4	5	15	.333	0	0	.000	4	6	.667	7	11	18	1.8	11	0	1	4	8	1	14	1.4
TM	TEAM														27	35	62	4.8	0			3			0	
	Total	13				401	830	.483	92	291	.316	131	191	.686	163	410	573	44.1	204	1	278	173	77	115	1025	78.8
	Opponents	13				246	758	.325	52	227	.229	135	190	.711	124	287	411	31.6	197	-	117	214	30	88	679	52.2

SCORE BY PERIODS:	1st	2nd	3rd	4th	OT	2OT	Total	DEADBALL REBOUNDS:	TOTAL
Kansas State	230	269	292	234			1025	Kansas State	33
Opponents	161	146	187	185			679	Opponents	39

STATISTICS IN K-STATE BIG 12 CONFERENCE GAMES

RECORD: 3-0 ·· HOME: 1-0 ·· AWAY: 2-0

#	Player	GP	GS	Min	Avg	FG	FGA	Pct	/----3PT----			/-----REB-----\			PF	FO	A	TO	Blk	Stl	Pts	Avg				
									FG	FGA	Pct	FT	FTA	Pct									O	D	T	Avg
50	Ayoka Lee	3	3	78	26.0	20	31	.645	0	0	.000	5	9	.556	11	14	25	8.3	6	0	1	5	12	4	45	15.0
4	Serena Sundell	3	3	96	32.0	17	28	.607	4	8	.500	1	2	.500	1	5	6	2.0	5	0	11	11	2	3	39	13.0
12	Gabby Gregory	3	3	88	29.3	8	22	.364	4	11	.364	11	14	.786	2	7	9	3.0	2	0	15	4	1	1	31	10.3
3	Jaelyn Glenn	3	3	107	35.7	12	22	.545	4	11	.364	0	0	.000	0	13	13	4.3	5	0	4	6	2	7	28	9.3
1	Zyanna Walker	3	0	58	19.3	10	20	.500	1	7	.143	2	2	1.000	3	7	10	3.3	8	0	5	5	1	5	23	7.7
11	Taryn Sides	3	0	59	19.7	6	13	.462	4	9	.444	1	2	.500	1	8	9	3.0	2	0	12	4	0	1	17	5.7
30	Gisela Sanchez	3	0	48	16.0	4	15	.267	0	3	.000	4	4	1.000	1	9	10	3.3	5	0	4	6	0	0	12	4.0
5	Brylee Glenn	3	3	44	14.7	3	8	.375	0	4	.000	2	2	1.000	0	12	12	4.0	3	0	1	3	0	1	8	2.7
32	Imani Lester	3	0	13	4.3	2	5	.400	0	0	.000	3	5	.600	3	3	6	2.0	2	0	1	0	2	2	7	2.3
2	Ja'Mia Harris	1	0	4	4.0	0	2	.000	0	1	.000	0	0	.000	0	0	0	0.0	1	0	0	0	0	0	0	0.0
21	Eliza Maupin	1	0	4	4.0	0	0	.000	0	0	.000	0	0	.000	0	0	0	0.0	2	0	0	0	0	0	0	0.0
15	Heavenly Greer	1	0	1	1.0	0	0	.000	0	0	.000	0	0	.000	0	0	0	0.0	2	0	0	1	0	0	0	0.0
TM	TEAM														2	4	6	2.0	0			0			0	
	Total	3				82	166	.494	17	54	.315	29	40	.725	24	82	106	35.3	43	0	54	45	20	24		

STATISTICS IN K-STATE HOME GAMES

RECORD: 8-0 ·· BIG 12: 1-0 ·· NON-CONFERENCE: 7-0

#	Player	GP	GS	Min	Avg	FG	FGA	Pct	/----3PT----			FT	FTA	Pct	/-----REB-----\				PF	FO	A	TO	Blk	Stl	Pts	Avg
									FG	FGA	Pct				O	D	T	Avg								
50	Ayoka Lee	8	8	187	23.4	71	105	.676	1	1	1.000	25	36	.694	28	36	64	8.0	14	0	8	4	21	11	168	21.0
12	Gabby Gregory	8	8	182	22.8	27	68	.397	14	46	.304	11	14	.786	7	17	24	3.0	2	0	37	16	2	8	79	9.9
1	Zyanna Walker	8	0	143	17.9	26	45	.578	6	11	.545	6	8	.750	7	20	27	3.4	7	0	17	17	2	10	64	8.0
3	Jaelyn Glenn	8	8	211	26.4	24	54	.444	11	30	.367	4	5	.800	8	29	37	4.6	12	0	22	16	5	21	63	7.9
5	Brylee Glenn	8	8	152	19.0	22	42	.524	8	21	.381	7	8	.875	1	18	19	2.4	5	0	11	2	1	14	59	7.4
4	Serena Sundell	8	8	180	22.5	24	44	.545	6	16	.375	5	9	.556	3	26	29	3.6	7	0	36	13	5	11	59	7.4
30	Gisela Sanchez	8	0	139	17.4	21	49	.429	3	9	.333	4	6	.667	11	23	34	4.3	5	0	13	14	8	3	49	6.1
11	Taryn Sides	8	0	162	20.3	15	47	.319	9	26	.346	4	5	.800	3	24	27	3.4	16	1	43	10	2	3	43	5.4
21	Eliza Maupin	7	0	50	7.1	9	15	.600	0	0	.000	5	11	.455	10	7	17	2.4	7	0	3	1	0	5	23	3.3
2	Ja'Mia Harris	7	0	73	10.4	6	21	.286	3	10	.300	3	4	.750	0	4	4	0.6	9	0	4	9	0	5	18	2.6
14	Rebekah Dallinger	4	0	24	6.0	4	7	.571	1	2	.500	0	0	.000	1	3	4	1.0	1	0	2	3	0	1	9	2.3
15	Heavenly Greer	7	0	54	7.7	6	13	.462	0	0	.000	3	3	1.000	10	5	15	2.1	9	0	0	4	7	3	15	2.1
32	Imani Lester	7	0	43	6.1	4	12	.333	0	0	.000	4	6	.667	7	9	16	2.3	9	0	1	3	8	3	12	1.7
TM	TEAM														15	19	34	4.3	0			1				0
	Total	8				259	522	.496	62	172	.360	81	115	.704	111	240	351	43.9	103	1	197	113	61	98	661	82.6
	Opponents	8				137	447	.306	28	119	.235	68	96	.708	78	161	239	29.9	118	-	75	162	23	59	370	46.2

SCORE BY PERIODS:	1st	2nd	3rd	4th	OT	2OT	Total	DEADBALL REBOUNDS:	TOTAL
Kansas State	151	161	197	152			661	Kansas State	21
Opponents	86	88	92	104			370	Opponents	24

STATISTICS IN K-STATE ROAD GAMES

RECORD: 4-0 ·· BIG 12: 2-0 ·· NON-CONFERENCE: 2-0

#	Player	GP	GS	Min	Avg	FG	FGA	Pct	/----3PT----			FT	FTA	Pct	/-----REB-----\				PF	FO	A	TO	Blk	Stl	Pts	Avg
									FG	FGA	Pct				O	D	T	Avg								
50	Ayoka Lee	4	4	98	24.5	31	46	.674	0	0	.000	10	13	.769	12	24	36	9.0	8	0	1	4	14	3	72	18.0
4	Serena Sundell	4	4	135	33.8	17	33	.515	3	10	.300	0	1	.000	4	9	13	3.3	7	0	15	11	2	3	37	9.3
12	Gabby Gregory	4	4	113	28.3	11	35	.314	5	19	.263	9	15	.600	5	9	14	3.5	4	0	10	4	1	1	36	9.0
1	Zyanna Walker	4	0	82	20.5	13	27	.481	2	9	.222	5	5	1.000	2	13	15	3.8	11	0	7	2	2	2	33	8.3
3	Jaelyn Glenn	4	4	107	26.8	13	23	.565	5	12	.417	0	2	.000	0	11	11	2.8	10	0	5	6	1	8	31	7.8
30	Gisela Sanchez	4	0	67	16.8	8	25	.320	0	9	.000	7	8	.875	2	9	11	2.8	9	0	5	4	0	2	23	5.8
11	Taryn Sides	4	0	82	20.5	6	18	.333	5	14	.357	5	6	.833	2	13	15	3.8	6	0	17	5	0	1	22	5.5
5	Brylee Glenn	4	4	55	13.8	6	14	.429	1	6	.167	0	0	.000	0	7	7	1.8	5	0	2	4	0	0	13	3.3
32	Imani Lester	3	0	14	4.7	2	7	.286	0	0	.000	3	5	.600	2	5	7	2.3	1	0	1	0	2	0	7	2.3
15	Heavenly Greer	2	0	14	7.0	1	4	.250	0	0	.000	2	4	.500	3	3	6	3.0	5	0	0	2	0	0	4	2.0
21	Eliza Maupin	2	0	15	7.5	1	1	1.000	0	0	.000	0	0	.000	0	2	2	1.0	3	0	1	1	0	0	2	1.0
2	Ja'Mia Harris	2	0	12	6.0	0	5	.000	0	3	.000	0	0	.000	0	1	1	0.5	3	0	0	0	0	0	0	0.0
14	Rebekah Dallinger	1	0	6	6.0	0	0	.000	0	0	.000	0	0	.000	0	0	0	0.0	0	0	0	0	0	0	0	0.0
TM	TEAM														4	8	12	3.0	0			1				0
	Total	4				109	238	.458	21	82	.256	41	59	.695	36	114	150	37.5	72	0	64	44	23	20	280	70.0
	Opponent.	4				67	222	.302	9	59	.153	51	74	.689	44	104	148	37.0	62	-	31	64	8	21	194	48.5

SCORE BY PERIODS:	1st	2nd	3rd	4th	OT	2OT	Total	DEADBALL REBOUNDS:	TOTAL
Kansas State	66	80	68	66			280	Kansas State	10
Opponents	47	36	53	58			194	Opponents	17

STATISTICS IN K-STATE NEUTRAL SITE GAMES

RECORD: 3-1 ·· NON-CONFERENCE: 3-1

#	Player	GP	GS	Min	Avg	FG	FGA	Pct	/----3PT----			FT	FTA	Pct	/-----REB-----\				PF	FO	A	TO	Blk	Stl	Pts	Avg
									FG	FGA	Pct				O	D	T	Avg								
50	Ayoka Lee	4	4	112	28.0	31	45	.689	0	0	.000	14	20	.700	8	23	31	7.8	9	0	1	8	5	2	76	19.0
4	Serena Sundell	4	4	119	29.8	24	42	.571	6	14	.429	12	16	.750	3	16	19	4.8	10	0	23	10	3	3	66	16.5
30	Gisela Sanchez	4	0	81	20.3	13	26	.500	2	7	.286	5	7	.714	5	24	29	7.3	5	0	5	5	1	3	33	8.3
12	Gabby Gregory	4	4	109	27.3	12	34	.353	5	23	.217	2	6	.333	7	16	23	5.8	6	0	16	9	2	2	31	7.8
5	Brylee Glenn	4	4	59	14.8	11	20	.550	4	9	.444	0	0	.000	0	8	8	2.0	5	0	3	4	0	2	26	6.5
1	Zyanna Walker	4	0	78	19.5	11	28	.393	2	8	.250	1	2	.500	5	12	17	4.3	6	0	0	8	0	1	25	6.3
11	Taryn Sides	4	0	53	13.3	5	11	.455	4	9	.444	2	2	1.000	1	7	8	2.0	7	0	13	3	0	3	16	4.0
3	Jaelyn Glenn	4	4	142	35.5	5	24	.208	3	20	.150	1	2	.500	0	15	15	3.8	11	0	10	8	1	4	14	3.5
2	Ja'Mia Harris	2	0	7	3.5	1	2	.500	0	1	.000	0	0	.000	0	1	1	0.5	2	0	0	2	0	0	2	1.0
32	Imani Lester	3	0	10	3.3	1	1	1.000	0	0	.000	0	0	.000	1	0	1	0.3	3	0	0	1	0	0	2	0.7
15	Heavenly Greer	4	0	17	4.3	1	3	.333	0	0	.000	0	0	.000	0	2	2	0.5	4	0	0	0	0	0	2	0.5
21	Eliza Maupin	3	0	11	3.7	0	0	.000	0	0	.000	1	2	.500	0	1	1	0.3	3	0	0	2	1	1	1	0.3
14	Rebekah Dallinger	1	0	2	2.0	0	0	.000	0	0	.000	0	0	.000	0	1	1	1.0	1	0	0	0	0	0	0	0.0
TM	TEAM														10	12	22	5.5	0			1				0
	Total	4				115	236	.487	26	91	.286	38	57	.667	40	138	178	44.5	72	0	71	61	13 </			

STATISTICS IN K-STATE LAST 5 GAMES

RECORD: 5-0

#	Player	GP	GS	Min	Avg	FG	FGA	Pct	/----3PT----\			/-----REB-----\											Pts	Avg		
									FG	FGA	Pct	FT	FTA	Pct	O	D	T	Avg	PF	FO	A	TO			Blk	Stl
50	Ayoka Lee	5	5	122	24.4	39	58	.672	1	1	1.000	10	19	.526	18	33	51	10.2	11	0	2	5	20	6	89	17.8
4	Serena Sundell	5	5	138	27.6	24	39	.615	6	11	.545	4	7	.571	2	10	12	2.4	7	0	23	15	2	7	58	11.6
12	Gabby Gregory	5	5	132	26.4	17	40	.425	7	23	.304	15	20	.750	6	12	18	3.6	3	0	19	8	2	3	56	11.2
1	Zyanna Walker	5	0	102	20.4	19	33	.576	4	12	.333	4	4	1.000	4	14	18	3.6	8	0	13	7	3	7	46	9.2
3	Jaelyn Glenn	5	5	151	30.2	18	38	.474	7	21	.333	0	0	.000	3	17	20	4.0	9	0	10	12	2	10	43	8.6
11	Taryn Sides	5	0	103	20.6	11	26	.423	7	15	.467	1	2	.500	4	16	20	4.0	8	0	26	11	0	2	30	6.0
30	Gisela Sanchez	5	0	83	16.6	11	29	.379	1	6	.167	6	6	1.000	2	11	13	2.6	6	0	7	10	1	1	29	5.8
5	Brylee Glenn	5	5	88	17.6	9	20	.450	2	9	.222	4	4	1.000	1	15	16	3.2	3	0	6	3	1	3	24	4.8
32	Imani Lester	5	0	23	4.6	5	9	.556	0	0	.000	3	5	.600	4	5	9	1.8	4	0	1	0	4	2	13	2.6
21	Eliza Maupin	3	0	19	6.3	2	3	.667	0	0	.000	2	5	.400	4	2	6	2.0	4	0	1	0	0	1	6	2.0
2	Ja'Mia Harris	3	0	24	8.0	1	7	.143	0	3	.000	0	0	.000	0	1	1	0.3	4	0	1	3	0	1	2	0.7
15	Heavenly Greer	3	0	15	5.0	0	5	.000	0	0	.000	0	0	.000	4	1	5	1.7	2	0	0	2	3	1	0	0.0
TM	TEAM														6	11	17	3.4	0			0			0	
	Total	5				156	307	.508	35	101	.347	49	72	.681	58	148	206	41.2	69	0	109	76	38	44	396	79.2
	Opponents	5				85	289	.294	16	73	.219	60	83	.723	56	105	161	32.2	81	-	43	84	10	42	246	49.2

SCORE BY PERIODS:

	1st	2nd	3rd	4th	OT	2OT	Total
Kansas State	86	112	110	88			396
Opponents	66	42	59	79			246

DEADBALL REBOUNDS: TOTAL

Kansas State	16
Opponents	18

STATISTICS IN K-STATE LAST 10 GAMES

RECORD: 9-1

#	Player	GP	GS	Min	Avg	FG	FGA	Pct	/----3PT----\			/-----REB-----\											Pts	Avg		
									FG	FGA	Pct	FT	FTA	Pct	O	D	T	Avg	PF	FO	A	TO			Blk	Stl
50	Ayoka Lee	10	10	245	24.5	86	122	.705	1	1	1.000	25	40	.625	29	53	82	8.2	17	0	5	11	27	11	198	19.8
12	Gabby Gregory	10	10	246	24.6	36	90	.400	16	56	.286	19	26	.731	13	28	41	4.1	5	0	41	17	3	4	107	10.7
4	Serena Sundell	10	10	251	25.1	45	78	.577	10	27	.370	6	10	.600	5	26	31	3.1	15	0	50	20	3	11	106	10.6
1	Zyanna Walker	10	0	191	19.1	32	60	.533	5	18	.278	6	6	1.000	9	27	36	3.6	12	0	18	19	3	12	75	7.5
3	Jaelyn Glenn	10	10	290	29.0	30	67	.448	13	40	.325	1	1	1.000	6	33	39	3.9	20	0	24	17	4	21	74	7.4
30	Gisela Sanchez	10	0	190	19.0	26	64	.406	3	13	.231	9	9	1.000	11	40	51	5.1	11	0	20	17	8	6	64	6.4
5	Brylee Glenn	10	10	177	17.7	24	46	.522	9	24	.375	6	6	1.000	1	25	26	2.6	6	0	10	5	1	10	63	6.3
11	Taryn Sides	10	0	193	19.3	20	52	.385	12	31	.387	5	7	.714	4	31	35	3.5	17	0	51	14	1	2	57	5.7
14	Rebekah Dallinger	2	0	14	7.0	3	5	.600	1	2	.500	0	0	.000	1	2	3	1.5	0	0	1	2	0	0	7	3.5
21	Eliza Maupin	8	0	47	5.9	7	11	.636	0	0	.000	6	13	.462	8	5	13	1.6	11	0	3	2	1	5	20	2.5
2	Ja'Mia Harris	7	0	66	9.4	4	19	.211	2	10	.200	3	4	.750	0	4	4	0.6	10	0	3	8	0	2	13	1.9
32	Imani Lester	9	0	48	5.3	5	15	.333	0	0	.000	6	9	.667	8	11	19	2.1	10	0	2	3	9	3	16	1.8
15	Heavenly Greer	8	0	42	5.3	4	10	.400	0	0	.000	1	1	1.000	8	3	11	1.4	10	0	0	3	6	3	9	1.1
TM	TEAM														14	22	36	3.6	0			1			0	
	Total	10				322	639	.504	72	222	.324	93	132	.705	117	310	427	42.7	144	0	228	139	66	90	809	80.9
	Opponents	10				180	585	.308	43	172	.250	105	151	.695	104	213	317	31.7	147	-	88	168	23	73	508	50.8

SCORE BY PERIODS:

	1st	2nd	3rd	4th	OT	2OT	Total
Kansas State	175	215	238	181			809
Opponents	135	100	129	144			508

DEADBALL REBOUNDS: TOTAL

Kansas State	25
Opponents	38

K-STATE MARGIN OF VICTORY/DEFEAT

Points	1	2	3	4	5	6	7	8	9	10	11	12	13	14	15	16	17	18	19	20+
K-State Victory							2									2		1		10
K-State Defeat							1													

TEAM GAME-BY-GAME STATISTICS

DATE	OPPONENT	FG-FGA	PCT.	3P-3PA	PCT.	FT-FTA	PCT.	OR-DR-RB	A	T	B	S	PF	1Q	2Q	1H	3Q	4Q	2H	OT	PTS
11/6/23	Presbyterian	14-47	.298	4-15	.267	3-4	.750	9-22-31	11	24	2	5	17	9	6	15	11	9	20	-	35
	at (rv/rv) K-State	26-59	.441	7-19	.368	10-14	.714	12-24-36	17	11	11	18	10	16	12	28	21	20	41	-	69
11/11/23	(rv/rv) K-State	28-61	.459	3-21	.143	18-24	.750	14-33-47	18	10	5	5	17	21	25	46	20	11	31	-	77
	at Little Rock	13-51	.255	3-10	.300	10-13	.769	6-22-28	7	18	0	2	20	9	7	16	18	5	23	-	39
11/16/23	(rv/rv) K-State	26-66	.394	6-23	.261	7-12	.583	11-27-38	14	9	3	6	20	13	16	29	13	23	36	-	65
	at (2/2) Iowa	22-61	.361	2-21	.095	12-18	.667	15-32-47	9	16	4	5	12	13	17	30	14	14	28	-	58
11/19/23	Wisconsin	20-51	.392	3-18	.167	14-17	.824	5-27-32	14	19	4	6	8	9	16	25	9	23	32	-	57
	at (rv/rv) K-State	30-65	.462	11-25	.440	4-10	.400	10-27-37	25	11	3	10	15	20	15	35	25	15	40	-	75
11/24/23	Western Kentucky	21-63	.333	3-19	.158	16-23	.696	12-18-30	7	13	3	9	18	16	9	25	18	18	36	-	61
	vs. (16/22) K-State	31-60	.517	5-18	.278	10-15	.667	12-36-48	18	17	5	8	24	14	25	39	19	19	38	-	77
11/25/23	(18/17) North Carolina	23-62	.371	2-20	.100	8-13	.615	6-19-25	4	11	1	13	22	8	14	22	18	16	34	-	56
	vs. (16/22) K-State	20-46	.435	5-17	.294	18-24	.750	11-35-46	12	21	4	2	17	16	16	32	13	18	31	-	63
11/26/23	(5/6) Iowa	27-64	.422	12-32	.375	11-16	.688	8-27-35	13	6	1	6	14	27	12	39	24	14	38	-	77
	vs. (16/22) K-State	29-58	.500	8-23	.348	4-11	.364	4-32-36	16	12	2	5	15	15	23	38	16	16	32	-	70
12/1/23	Jackson State	14-65	.215	0-8	.000	9-15	.600	18-21-39	6	19	6	7	15	10	12	22	4	11	15	-	37
	vs. (14/18) K-State	30-63	.476	10-23	.435	9-13	.692	14-34-48	23	16	7	10	16	23	16	39	21	19	40	-	79
12/6/23	McNeese State	16-62	.258	3-16	.188	4-8	.500	8-19-27	6	24	4	7	15	4	12	16	12	11	23	-	39
	vs. (13/16) K-State	40-77	.519	7-27	.259	14-17	.824	16-42-58	29	13	12	13	15	18	28	46	30	25	55	-	101
12/9/23	Missouri	18-62	.290	6-26	.231	14-17	.824	9-24-33	10	13	1	5	10	15	10	22	12	19	31	-	56
	vs. (13/16) K-State	35-72	.486	8-33	.242	6-7	.857	13-35-48	25	11	2	6	16	13	19	32	36	16	52	-	84
12/16/23	North Florida	20-43	.465	6-17	.353	7-12	.583	5-17-22	10	22	1	6	12	13	12	25	18	10	28	-	53
	vs. (12/16) K-State	32-62	.516	4-15	.267	11-12	.917	12-19-31	26	11	5	12	13	20	17	37	25	17	42	-	79
12/18/23	Oral Roberts	19-67	.284	4-16	.250	17-22	.773	12-23-35	10	15	2	5	17	17	15	32	14	13	27	-	59
	vs. (12/16) K-State	40-81	.494	10-29	.345	12-22	.545	24-37-61	28	14	10	12	16	19	30	49	33	20	53	-	102
12/20/23	Southern	19-60	.317	4-9	.444	10-12	.833	11-16-27	10	14	1	12	17	11	4	15	15	22	37	-	52
	vs. (12/16) K-State	34-60	.567	8-18	.444	8-10	.800	10-29-39	27	17	8	8	10	22	27	49	20	15	35	-	84
12/30/23	(11/16) K-State	23-54	.426	7-23	.304	13-18	.722	7-29-36	16	14	6	3	19	11	18	29	22	15	37	-	66
	at Cincinnati	11-55	.200	1-16	.063	18-24	.750	11-27-38	2	17	2	8	15	11	3	14	7	20	27	-	41
1/3/24	Houston	15-52	.288	4-20	.200	4-6	.667	10-16-26	8	25	3	11	17	13	11	24	9	5	14	-	38
	vs. (11/12) K-State	27-55	.491	5-16	.313	13-17	.765	13-28-41	22	20	5	15	8	13	16	29	22	21	43	-	72
1/6/24	(11/12) K-State	32-57	.561	5-15	.333	3-5	.600	4-25-29	16	11	9	6	16	21	21	42	13	17	30	-	72
	at UCF	21-55	.382	3-12	.250	11-19	.579	12-23-35	13	13	2	6	15	14	9	23	14	19	33	-	56

2023-24 TEAM GAME-BY-GAME HIGHS

OPPONENT	DATE	SCORE	POINTS	REBOUNDS	ASSISTS	STEALS	BLOCKS
Presbyterian	11/6	W, 69-35	14, Lee	7, Lee	6, Sundell	4, J. Glenn & B. Glenn	3, Lee & Sundell
K-State won its 13th straight season-opener; Wildcats register a combined 29 blocks and steals (11 blocks & 18 steals)							
at Little Rock	11/11	W, 77-39	32, Lee	10, Lee	7, Sides	2, J. Glenn	2, Lee
K-State ends 11-game road losing streak; Lee collects 50th career double-double							
at (2/2) Iowa	11/16	W, 65-58	22, Lee	12, Lee	3, Sundell & Sides	3, Sundell	2, Lee
K-State tallied the second win over an AP second-ranked opponent in program history; Wildcats end game on 12-0 run							
Wisconsin	11/19	W, 75-57	20, Lee	7, Sundell	8, Gregory	3, J. Glenn	3, Lee
Wildcats make season-high 11 three-pointers and dish season-high 25 assists; Lee moves into fifth on K-State career scoring list							
vs. Western Kentucky	11/24	W, 77-61	21, Sundell	9, Gregory	5, Gregory	3, Sides	2, Lee & Sundell
K-State outscores WKU in 2nd quarter, 25-9; Wildcats score 48 points in the paint; Lee moves into fourth on K-State career rebounds list							
vs. (18/17) UNC	11/25	W, 63-56	16, Sundell	12, Lee	5, Sundell	1, J. Glenn & Gregory	1, four tied
K-State secures second win over AP top-25 opponent; Lee ties school career double-doubles record (52)							
vs. (5/6) Iowa	11/26	L, 77-70	18, Lee & Sundell	10, Sanchez	7, Gregory	2, Sanchez	1, Lee & Maupin
K-State drops Gulf Coast Showcase final; Lee and Sundell named to All-Tournament Team							
Jackson State	12/1	W, 79-37	13, J. Glenn	7, Sundell	5, Sundell & Walker	3, J. Glenn	2, Lee & Lester
Wildcats register lowest opponent field goal percentage of season (.215); Lee moves into 4th on K-State career scoring list							
McNeese State	12/6	W, 101-39	16, Gregory	9, J. Glenn	8, Sides	5, B. Glenn	4, Sanchez
K-State scores season-high and makes 40 field goals for first time since 2004-05; Gregory surpasses 1,500 collegiate career points							
vs. Missouri	12/9	W, 84-56	28, Lee	9, Lee & Sanchez	8, Sundell	2, Sundell	1, Lee & Sanchez
Inaugural Bill Snyder Basketball Classic in St. Joseph, Mo.; Wildcats tie school record for points in any quarter with 36 in the third							
North Florida	12/16	W, 79-53	36, Lee	5, Gregory & Sanchez	9, Sides	4, J. Glenn	2, J. Glenn
K-State 10-1 for first time since 2016-17; Lee scores season-high 36 points on 15-of-17 shooting							
Oral Roberts	12/18	W, 102-59	24, Lee	21, Lee	10, Sides	3, J. Glenn & Sundell	5, Lee
K-State off to best start since 2008-09; Wildcats score season-high 102; Lee breaks K-State career double-doubles record with second career 20-20 game							
Southern	12/20	W, 84-52	20, Lee	7, Sides	7, Sundell & Walker	2, B. Glenn	3, Lee
K-State continues best start since 2008-09; Wildcats win 9th straight home game dating back to final to home games of 2022-23							
at Cincinnati	12/30	W, 66-41	17, Gregory	8, Lee	6, Sundell & Sides	1, three tied	3, Lee
Wildcats snap 9-game Big 12 road losing streak; K-State holds Cincinnati to 20.0 shooting							
Houston	1/3	W, 72-38	27, Lee	11, Lee	9, Gregory	4, Walker	2, Lee & J. Glenn
K-State overwhelms Houston with 43-14 second half; Wildcats win 10th straight at home							
at UCF	1/6	W, 72-56	22, Sundell	6, Lee	3, three tied	4, J. Glenn	7, Lee
K-State equals longest win streak in Mittie era (9); Serena Sundell surpasses 1,000-point mark in her career							

2023-24 KANSAS STATE STARTING LINEUPS

Guard	Guard	Guard/Forward	Guard/Forward	Forward/Center	23-24	All-Time	Games
J. Glenn	Sundell	B. Glenn (G)	Gregory (G)	Lee (C)	15-1	15-1	1-16

Presbyterian (11/6) - W, 69-35

No.	Player	Pos.
3	Jaelyn Glenn	G
4	Serena Sundell	G
5	Brylee Glenn	G
12	Gabby Gregory	G
50	Ayoka Lee	C

vs. Oral Roberts (12/18) - W, 102-59

No.	Player	Pos.
3	Jaelyn Glenn	G
4	Serena Sundell	G
5	Brylee Glenn	G
12	Gabby Gregory	G
50	Ayoka Lee	C

at Little Rock (11/11) - W, 77-39

No.	Player	Pos.
3	Jaelyn Glenn	G
4	Serena Sundell	G
5	Brylee Glenn	G
12	Gabby Gregory	G
50	Ayoka Lee	C

vs. Southern (12/20) - W, 84-52

No.	Player	Pos.
3	Jaelyn Glenn	G
4	Serena Sundell	G
5	Brylee Glenn	G
12	Gabby Gregory	G
50	Ayoka Lee	C

at (2/2) Iowa (11/16) - W, 65-58

No.	Player	Pos.
3	Jaelyn Glenn	G
4	Serena Sundell	G
5	Brylee Glenn	G
12	Gabby Gregory	G
50	Ayoka Lee	C

at Cincinnati (12/30) - W, 66-41

No.	Player	Pos.
3	Jaelyn Glenn	G
4	Serena Sundell	G
5	Brylee Glenn	G
12	Gabby Gregory	G
50	Ayoka Lee	C

Wisconsin (11/19) - W, 75-57

No.	Player	Pos.
3	Jaelyn Glenn	G
4	Serena Sundell	G
5	Brylee Glenn	G
12	Gabby Gregory	G
50	Ayoka Lee	C

Houston (1/3) - W, 72-38

No.	Player	Pos.
3	Jaelyn Glenn	G
4	Serena Sundell	G
5	Brylee Glenn	G
12	Gabby Gregory	G
50	Ayoka Lee	C

vs. Western Kentucky (11/24) - W, 77-61

No.	Player	Pos.
3	Jaelyn Glenn	G
4	Serena Sundell	G
5	Brylee Glenn	G
12	Gabby Gregory	G
50	Ayoka Lee	C

at UCF (1/6) - W, 72-56

No.	Player	Pos.
3	Jaelyn Glenn	G
4	Serena Sundell	G
5	Brylee Glenn	G
12	Gabby Gregory	G
50	Ayoka Lee	C

vs. (18/17) North Carolina (11/25) - W, 63-56

No.	Player	Pos.
3	Jaelyn Glenn	G
4	Serena Sundell	G
5	Brylee Glenn	G
12	Gabby Gregory	G
50	Ayoka Lee	C

vs. (5/6) Iowa (11/26) - L, 77-70

No.	Player	Pos.
3	Jaelyn Glenn	G
4	Serena Sundell	G
5	Brylee Glenn	G
12	Gabby Gregory	G
50	Ayoka Lee	C

vs. Jackson State (12/1) - W, 79-37

No.	Player	Pos.
3	Jaelyn Glenn	G
4	Serena Sundell	G
5	Brylee Glenn	G
12	Gabby Gregory	G
50	Ayoka Lee	C

vs. McNeese State (12/6) - W, 101-39

No.	Player	Pos.
3	Jaelyn Glenn	G
4	Serena Sundell	G
5	Brylee Glenn	G
12	Gabby Gregory	G
50	Ayoka Lee	C

vs. Missouri (12/9) - W, 84-56

No.	Player	Pos.
3	Jaelyn Glenn	G
4	Serena Sundell	G
5	Brylee Glenn	G
12	Gabby Gregory	G
50	Ayoka Lee	C

vs. North Florida (12/16) - W, 79-53

No.	Player	Pos.
3	Jaelyn Glenn	G
4	Serena Sundell	G
5	Brylee Glenn	G
12	Gabby Gregory	G
50	Ayoka Lee	C

CAREER STARTS

PLAYER	19-20	20-21	21-22	22-23	23-24	CAREER
A. Lee	29	25	33	--	16	103
G. Gregory	22	24	0	32	16	94
S. Sundell	--	--	33	36	16	85
J. Glenn	--	--	32	34	16	82
B. Glenn	--	--	27	32	16	75
R. Dallinger	--	--	2	1		3
E. Maupin	--	--	--	1		1

GAME-BY-GAME STATISTICS

2023-24 POINTS-REBOUNDS-ASSISTS

OPPONENT	1 WALKER	2 HARRIS	3 J. GLENN	4 SUNDELL	5 B. GLENN	10 PARKS	11 SIDES	12 GREGORY	14 DALLINGER	15 GREER	21 MAUPIN	30 SANCHEZ	32 LESTER	35 HESS	50 LEE
Presbyterian	13-1-2	0-1-0	11-6-1	5-4-6	6-0-2	DNP-RS	0-4-1	6-2-3	2-0-0	4-1-0	0-1-0	6-4-0	2-2-0	DNP-RS	14-7-2
at Little Rock	10-6-1	0-1-0	4-2-2	4-3-4	5-1-0	DNP-RS	5-2-7	3-7-2	0-0-0	4-6-0	2-2-1	7-1-0	1-2-0	DNP-RS	32-10-1
at (2/2) Iowa	12-3-2	DNP-CD	3-3-1	7-5-3	2-0-1	DNP-RS	8-6-3	7-0-2	DNP-CD	DNP-CD	DNP-CD	4-5-2	DNP-CD	DNP-RS	22-12-0
Wisconsin	2-4-1	5-0-1	11-2-4	3-7-2	11-3-2	DNP-RS	3-1-5	10-1-8	0-0-1	2-3-0	4-3-0	4-3-0	DNP-S	DNP-RS	20-5-1
vs. Western Kentucky	7-3-0	2-0-0	3-6-4	21-6-4	8-2-1	DNP-RS	6-0-3	7-9-5	0-1-0	2-2-0	0-1-0	5-5-1	0-0-0	DNP-RS	16-3-0
vs. (18/17) North Carolina	3-6-0	DNP-CD	2-5-1	16-5-5	3-2-0	DNP-RS	2-2-3	6-1-2	DNP-CD	0-0-0	DNP-CD	15-5-0	2-1-0	DNP-RS	14-12-1
vs. (5/6) Iowa	11-1-0	DNP-CD	6-1-2	18-6-6	3-2-0	DNP-RS	0-2-1	8-5-7	DNP-CD	0-0-0	1-0-0	5-10-0	DNP-CD	DNP-RS	18-7-0
Jackson State	4-4-5	2-0-0	13-4-2	10-7-5	7-3-1	DNP-RS	10-5-1	8-2-4	3-1-0	0-0-0	3-2-0	6-6-4	1-3-1	DNP-RS	12-5-0
McNeese State	4-5-0	5-1-1	7-9-3	5-3-6	11-2-0	DNP-RS	9-3-8	16-3-3	4-2-1	7-3-0	6-4-2	12-8-2	0-5-0	DNP-RS	15-6-3
vs. Missouri	4-7-0	0-1-0	3-3-3	11-2-8	12-2-2	DNP-RS	8-4-6	10-8-2	DNP-INJ	0-0-0	0-0-0	8-9-4	0-0-0	DNP-RS	28-9-0
North Florida	6-1-0	4-1-1	2-2-4	4-1-2	6-1-1	DNP-RS	0-1-9	9-5-6	DNP-INJ	2-3-0	4-1-0	4-5-3	2-2-0	DNP-RS	36-4-0
Oral Roberts	14-4-1	2-0-1	9-6-4	8-1-5	7-2-2	DNP-RS	3-4-10	16-6-3	DNP-INJ	0-4-0	2-2-1	13-2-1	4-2-0	DNP-RS	24-21-0
Southern	9-4-7	0-1-0	6-1-2	11-5-7	9-2-3	DNP-RS	10-7-4	9-3-1	DNP-INJ	0-1-0	4-4-0	4-1-2	2-1-0	DNP-RS	20-5-1
at Cincinnati	11-5-1	0-0-0	8-3-0	4-1-6	4-4-0	DNP-RS	4-3-6	17-4-3	DNP-INJ	0-0-0	0-0-0	6-3-0	6-3-0	DNP-RS	6-8-0
Houston	12-4-1	DNP-CD	4-7-2	13-1-3	2-6-0	DNP-RS	8-2-5	5-2-9	DNP-INJ	DNP-CD	DNP-CD	0-5-1	1-1-0	DNP-RS	27-11-1
at UCF	0-1-3	DNP-CD	16-3-2	22-4-2	2-2-1	DNP-RS	5-4-1	9-3-3	DNP-INJ	DNP-CD	DNP-CD	6-2-3	0-2-1	DNP-RS	12-6-0

DNP-CD: Did Not Play-Coach's Decision; DNP-RS: Did Not Play - Red-shirting; DNP-S: Did Not Play-Sick; DNP-INJ: Did Not Play-Injured; DNP-SUS: Did Not Play-Suspended; DNP-ADMIN: Did Not Play-Administrative

SCORING BREAKDOWN (K-State/Opponent)

	Pts in Paint	Pts off TOs	2nd ch. Pts	Fast Break Pts	Starter	Bench	Largest Lead	Largest Deficit	Lead Changes	Ties	Time Led	Time Trailed	Result
Presbyterian	28/14	22/9	10/6	11/0	42/29	27/6	36	-	-	-	39:50	0:00	W, 69-35
at Little Rock	46/12	17/7	14/2	21/7	48/33	29/6	40	-	-	2	38:13	0:00	W, 77-39
at (2/2) Iowa	32/30	14/5	18/9	4/2	41/40	24/18	7	6	9	8	18:05	13:21	W, 65-58
Wisconsin	34/28	30/12	8/1	14/7	55/53	20/4	28	-	-	-	39:11	0:00	W, 75-57
vs. Western Kentucky	48/32	18/16	8/9	0/8	55/50	22/11	20	4	5	5	28:30	5:42	W, 77-61
vs. (18/17) North Carolina	26/30	8/15	6/6	2/9	41/38	22/18	14	2	1	2	36:36	1:22	W, 63-56
vs. (5/6) Iowa	38/30	7/9	5/10	0/6	53/67	17/10	2	13	10	3	3:06	35:38	L, 77-70
Jackson State	38/18	17/11	22/9	10/0	50/24	29/13	45	-	-	-	38:47	0:00	W, 79-37
McNeese State	58/18	24/10	21/5	11/0	54/29	47/10	64	-	-	-	39:00	0:00	W, 101-39
vs. Missouri	44/20	17/9	21/13	17/8	64/49	20/7	36	7	3	5	26:44	8:51	W, 84-56
North Florida	52/18	22/10	14/5	6/0	57/44	22/9	27	3	4	-	37:06	2:36	W, 79-53
Oral Roberts	52/20	20/5	18/7	19/10	64/42	38/17	43	-	-	1	38:45	0:00	W, 102-59
Southern	40/18	12/7	12/8	6/2	55/21	29/31	42	-	-	1	39:21	0:00	W, 84-52
at Cincinnati	30/14	16/9	14/13	2/0	39/35	27/6	31	2	3	5	29:30	4:39	W, 66-41
Houston	44/16	26/12	13/3	10/13	51/26	21/12	34	5	1	3	31:49	3:56	W, 72-38
at UCF	52/22	15/10	5/9	8/8	61/46	11/10	23	2	1	1	37:59	1:07	W, 72-56
Totals	662/340	285/156	209/115	141/80	830/626	405/188							
Per Game	41.4/21.3	17.8/9.8	13.1/7.2	8.8/5.0	51.9/39.1	25.3/11.8							

2023-24 K-STATE WOMEN'S BASKETBALL NOTES

Kansas State's Record When 2023-24

Vs. AP Top 25	2-1
Vs. AP Top 10	1-1

In overtime	-
-------------	---

Scoring first	8-0
Ahead at the half	14-0
Behind at the half	1-1
Tied at the half	-

Leading entering 4th quarter	14-0
Trailing entering 4th quarter	1-1
Tied entering 4th quarter	-
Leading with 5:00 remaining	14-0
Trailing with 5:00 remaining	1-1
Tied with 5:00 remaining	-

In games decided by 3 points or less	-
In games decided by 4-10 points	2-1
In games decided by 11-15 points	-
In games decided by 16-20 points	3-0
In games decided by 21 or more points	10-0

K-State scores 100 or more points	2-0
K-State scores 90-99 points	-
K-State scores 80-89 points	2-0
K-State scores 70-79 points	7-1
K-State scores 60-69 points	4-0
K-State scores 50-59 points	-
K-State scores less than 50 points	-

Opponent scores 100 or more points	-
Opponent scores 90-99 points	-
Opponent scores 80-89 points	-
Opponent scores 70-79 points	0-1
Opponent scores 60-69 points	1-0
Opponent scores 50-59 points	8-0
Opponent scores less than 50 points	6-0

K-State shoots 50% or better	5-1
K-State shoots less than 50%	10-0
K-State shoots better than opponent	15-1
K-State shoots same as opponent	-

Opponent shoots 50% or better	-
Opponent shoots less than 50%	15-1
Opponent shoots better than K-State	-

K-State shoots 40% or better from 3-point arc	3-0
K-State shoots 70% or better from FT line	9-0
K-State has more FT attempts	5-0
Opponent has more FT attempts	8-1
K-State equals opponent in FT attempts	2-0

K-State out-rebounds opponent	12-1
Opponent out-rebounds K-State	3-0
K-State equals opponent in rebounds	-

K-State has more turnovers than opponent	3-1
K-State has less turnovers than opponent	12-0
K-State equals opponent in turnovers	-

On Mondays	2-0
On Tuesdays	-
On Wednesdays	3-0
On Thursdays	1-0
On Fridays	2-0
On Saturdays	6-0
On Sundays	1-1

In November	6-1
In December	7-0
In January	2-0
In February	-
In March	-

K-State vs. Conferences	23-24	All-Time
vs. ACC	1-0	9-11
vs. Atlantic Sun	1-0	9-0
vs. Big Ten	2-1	76-61
vs. Big 12	3-0	222-237
vs. Big South	1-0	1-1
vs. Conference USA	1-0	15-13
vs. OVC	1-0	18-2
vs. SEC	1-0	72-68
vs. Southland	1-0	11-1
vs. Summit League	1-0	43-6
vs. SWAC	2-0	27-0

LAST TIME...

SCORING (PLAYER)

K-State player scored 60+ points
61* - #5 by Ayoka Lee vs. Oklahoma (1/23/22)

K-State player scored 50+ points
61* - #5 by Ayoka Lee vs. Oklahoma (1/23/22)

K-State player scored 40+ points
61* - #5 by Ayoka Lee vs. Oklahoma (1/23/22)

K-State player scored 30+ points
36 by Ayoka Lee vs. North Florida (12/16/23)

K-State player with consecutive games of 30+ points
2 by Ayoka Lee vs. WKU (33; 11/14/21), vs. N.C. A&T (31; 11/15/21)

K-State player with consecutive games of 20+ points
4 by Ayoka Lee - (12/19/23 to 12/30/23)

2 K-State players with 20+ points same game
Serena Sundell (33)
Jaelyn Glenn (21), at Oklahoma (3/1/23)

K-State player made 15+ FGs
15 by Ayoka Lee vs. North Florida (12/16/23)

K-State player made 10+ FGs
10 by Serena Sundell at UCF (1/6/24)

K-State player attempted 30+ FGs
30 by Ayoka Lee vs. Oklahoma (1/23/22)

K-State player attempted 25+ FGs
27 by Gabby Gregory vs. South Dakota State (12/10/22)

K-State player attempted 20+ FGs
21 by Gabby Gregory vs. Kansas (2/22/23)

K-State player made 10+ 3-point FGs
10 by Laurie Koehn vs. Iowa (1/5/03)

K-State player made 6+ 3-point FGs
6 by Gabby Gregory vs. Clemson (11/24/22)

K-State player attempted 15+ 3-point FGs
15 by Rachel Ranke vs. Chicago State (12/18/17)

K-State player attempted 10+ 3-point FGs
10 by Jaelyn Glenn at Oklahoma (3/1/23)

K-State player made 15+ FTs
16 by Serena Sundell at Texas Tech (2/5/23)

K-State player made 10+ FTs
10 by Gabby Gregory vs. Oklahoma (2/12/23)

K-State player attempted 20+ FTs
21 by Nicole Ohlde vs. Valparaiso (3/21/04)

K-State player attempted 10+ FTs
10 by Serena Sundell vs. North Carolina (11/25/23)

Opponent scored 40+ points
40, by Odyssey Sims, Baylor (1/2/14)

Opponent scored 30+ points
32, by Caitlin Clark, Iowa (11/26/23)

Opponent made 15+ FGs
15, by Morgan Bertsch, UC Davis (3/23/18)

Opponent attempted 30+ FGs
32, by Caitlin Clark, Iowa (11/16/23)

Opponent made 7+ 3-point FGs
7, by Caitlin Clark, Iowa (11/26/23)

Opponent attempted 15+ 3-point FGs
16, by Caitlin Clark, Iowa (11/26/23)

Opponent made 10+ FTs
17<, by Bre'Amber Scott, Texas Tech (1/14/23)

Opponent attempted 15+ FTs
19<, by Bre'Amber Scott, Texas Tech (1/14/23)

REBOUNDING (PLAYER)

K-State player had 20+ rebounds
21 < by Ayoka Lee vs. Oral Roberts (12/18/23)

K-State player had 15+ rebounds
21 < by Ayoka Lee vs. Oral Roberts (12/18/23)

K-State player had 10+ rebounds
11 by Ayoka Lee vs. Houston (1/3/24)

Opponent had 20+ rebounds
20, by Teviani Scott, Sacramento State (3/3/94)

Opponent had 15+ rebounds
19, Esmery Martinez, West Virginia (3/2/22)

& - tied school record; * - school record
< - Bramlage Coliseum record
- Big 12 record
\$ - NCAA record

SCORING (TEAM)

K-State scored 100+ points
102-59, vs. Oral Roberts (12/18/23)

K-State scored 90+ points
102-59, vs. Oral Roberts (12/18/23)

K-State scored fewer than 50 points
55-48 (L), at Washington (3/24/23)

K-State scored fewer than 50 points & won
50-40 (W), vs. Washington State (3/19/22)

K-State scored fewer than 40 points
60-30 (L), at West Virginia (1/26/19)

K-State scored fewer than 40 points & won
37-33 (W) vs. Missouri (2/10/10)

K-State scored 50 or more points in a half
53 (2H), vs. Oral Roberts (12/18/23)

K-State shot over 60% from the field
.604 vs. Baylor (2/15/23)

K-State shot under 35% from the field
.340, at Washington (3/24/23)

K-State won by 20+ points
72-38, vs. Houston (1/3/24)

K-State won by 30+ points
72-38, vs. Houston (1/3/24)

K-State won by 40+ points
102-59, vs. Oral Roberts (12/18/23)

K-State made 40+ FGs
40 vs. Oral Roberts (12/18/23)

K-State attempted 80+ FGs
81 vs. Oral Roberts (12/18/23)

K-State made 15+ 3-point FGs
16&, at Omaha (12/7/21)

K-State made 12+ 3-point FGs
12, at Kansas (1/29/23)

K-State made 10+ 3-point FGs
10, vs. Oral Roberts (12/18/23)

K-State attempted 30+ 3-point FGs
33, vs. Missouri (12/9/23)

K-State made 20+ FTs
25, vs. Wyoming (3/21/23)

K-State made 30+ FTs
31, vs. Colorado (1/13/90)

K-State attempted 35+ FTs
39, vs. Northern Arizona (11/25/22)

K-State attempted 40+ FTs
41, vs. Colorado (1/13/90)

K-State attempted 45+ FTs
48, vs. Iowa State (1/25/89)

Opponent scored 100+ points
105-70, (16) Ohio State (12/19/94)

Opponent scored 90+ points
90-86 (ot), Oklahoma (3/1/23)

Opponent scored fewer than 50 points
72-38, Houston (1/3/24)

Opponent scored fewer than 40 points
72-38, Houston (1/3/24)

Opponent scored fewer than 15 points in a half
14 (2nd half), Houston (1/3/24)

Opponent shot under 35% from the field
.288, Houston (1/3/24)

Opponent won by 20+ points
80-52, (12/17) Texas (3/4/23)

Opponent won by 30+ points
87-41, at Texas (12/31/22)

Opponent made 10+ 3-point FGs
12, Iowa (11/26/23)

Opponent made 20+ FTs
20, Kansas (1/29/23)

Opponent made 30+ FTs
35, UTEP (11/16/13)

REBOUNDING (TEAM)

K-State had 60+ rebounds
61, vs. Oral Roberts (12/18/23)

K-State had 50+ rebounds
58, vs. McNeese State (12/6/23)

K-State had 20+ offensive rebounds
24, vs. Oral Roberts (12/18/23)

K-State had 30+ defensive rebounds
37, vs. Oral Roberts (12/18/23)

K-State had 40+ defensive rebounds
42, vs. McNeese State (12/6/23)

Opponent had 50+ rebounds
51, Oklahoma (3/1/23)

OTHER STATISTICS (TEAM)

K-State had 20+ assists
22, vs. Houston (1/3/24)

K-State had 30+ assists
30, vs. UIW (12/3/19)

K-State had 35+ assists
37, vs. Arkansas-Pine Bluff (12/2/02)

K-State had 20+ steals
20, vs. Kansas City (12/7/22)

K-State had 25+ steals
25<, vs. Baylor (1/12/00)

K-State had 10+ blocks
10, vs. Oral Roberts (12/18/23)

K-State had 20+ turnovers
20, vs. Houston (1/3/24)

K-State had 30+ turnovers
34, vs. (20/22) Texas (12/21/20)

Opponent had 20+ assists
25, Texas (3/4/23)

Opponent had 20+ steals
21<, Texas (1/19/20)

Opponent had 15+ steals
15, West Virginia (2/25/23)

Opponent had 10+ blocks
12 <, Kansas (1/19/22)

OTHER STATISTICS (PLAYER)

K-State player had 10+ assists
10 by Taryn Sides vs. Oral Roberts (12/18/23)

K-State player had 6+ assists
9 by Gabby Gregory vs. Houston (1/3/24)

K-State player had 10+ steals
10 by Jenny Coalson vs. Missouri (2/15/98)

K-State player had 6+ steals
6 by Jaelyn Glenn vs. Wyoming (3/21/23)

K-State player had 5+ blocks
7 by Ayoka Lee at UCF (1/6/24)

3+ K-State players registered a double-double
Kayla Goth (20 pts, 10 assts)
Peyton Williams (18 pts, 12 rebs)
Kali Jones (10 pts, 10 rebs), vs. Lamar (12/5/18)

K-State player registered a triple-double
16 pts, 11 rebs, 12 asst
by Shalee Lehning, at Colorado (3/7/09)

Opponent player had 10+ assists
12, by Rori Harmon, Texas (3/4/23)

Opponent player had 10+ steals
14, by Heidi Caruso, Lafayette (12/5/92)

Opponent player had 5+ blocks
5, by Taiyanna Jackson, Kansas (2/12/22)

Opponent player registered a triple-double
21 pts, 10 rebs, 11 asst
by Sabrina Ionescu, Oregon (12/21/19)

OVERTIME

Won in overtime
79-76 (ot), vs. TCU (3/1/21)

Lost in overtime
90-86 (ot), at Oklahoma (3/1/23)

Won in double overtime
93-90 (2ot), at Missouri (2/22/04)

Lost in double overtime
74-62 (2ot), vs. West Virginia (3/2/22)

Played 3+ overtimes
79-89 (3ot), at Wyoming (WNIT Semifinals, 3/28/07)

MISCELLANEOUS (TEAM)

K-State had a 5+ game winning streak
9, Dec. 1, 2023 to current

K-State had a 10+ game winning streak
14, Nov. 14, 2008 to Jan. 14, 2009

K-State had a 15+ game winning streak
17, Jan. 14, 1982 to March 20, 1982

NATIONAL RANKINGS

K-State defeated an AP ranked opponent
63-56, vs. (18) North Carolina (11/25/23)

K-State defeated a top-5 ranked opponent
65-58, at (2) Iowa (11/16/23)

K-State was ranked among the AP top-25
No. 12 on Jan. 8, 2024

K-State was ranked among the Coaches top-25
No. 12 on Jan. 9, 2024

2023-24 MISCELLANEOUS STATS

	K-State	Opponents
3-second violations	5	1
5-second violations	-	1
10-second violations	-	-
Lane violations	3	1
Shot clock violations	4	16
4-point plays	-	1
Technical fouls (player)	-	-
Technical fouls (bench)	-	-
Flagrant foul	-	-
Points in the Paint	662	340
Points off Turnovers	285	156
Second Chance Points	209	115
Fast Break Points	141	80
Bench Points	405	188

LEADS AND DEFICITS

Largest Halftime Lead	34, vs. Southern (12/20/23)
Largest Halftime Lead Blown	-
Largest Halftime Deficit	1, at Iowa (11/16/23) & vs. Iowa (11/26/23)
Largest Halftime Deficit Overcome for Win	1, at Iowa (11/16/23)
Largest Lead	64, vs. McNeese State (12/6/23)
Largest Lead Blown	-
Largest Deficit	13, vs. Iowa (11/26/23)
Largest Deficit Overcome for Win	7, vs. Missouri (12/9/23)

FTS IN LAST

5 MIN. & OT	19-20	20-21	21-22	22-23	23-24	CAREER
Serena Sundell	--	--	30-36	52-62	4-6	86-104
Ayoka Lee	17-24	17-18	24-29	--	6-6	64-76
Gabby Gregory	--	--	--	42-54	0-3	42-57
Brylee Glenn	--	--	19-23	12-18	2-2	33-43
Jaelyn Glenn	--	--	4-4	12-20	0-2	16-26
Eliza Maupin	--	--	--	6-15	4-6	10-21
Taryn Sides	--	--	--	--	6-8	6-8
Heavenly Greer	--	--	--	4-4	2-2	6-6
Gisela Sanchez	--	--	--	--	5-5	5-5
Imani Lester	--	--	--	--	4-5	4-5
Mikayla Parks	--	--	--	2-2	--	2-2
Zyanna Walker	--	--	--	--	0-2	0-2

CHARGES DRAWN

	19-20	20-21	21-22	22-23	23-24	CAREER
Ayoka Lee	1	8	4	--	1	14
Serena Sundell	--	--	3	5	--	8
Rebekah Dallinger	--	--	4	3	1	8
Brylee Glenn	--	--	1	--	1	2
Heavenly Greer	--	--	--	1	--	1

DOUBLE-FIGURE

SCORING	19-20	20-21	21-22	22-23	23-24	CAREER
Ayoka Lee	27	20	32	--	15	94
Gabby Gregory	18	22	1	29	5	75
Serena Sundell	--	--	19	26	8	53
Jaelyn Glenn	--	--	6	24	4	34
Brylee Glenn	--	--	10	17	3	30
Zyanna Walker	--	--	--	--	7	7
Eliza Maupin	--	--	--	6	--	6
Gisela Sanchez	--	--	1	--	3	4
Rebekah Dallinger	--	--	1	1	--	2
Taryn Sides	--	--	--	--	2	2
Heavenly Greer	--	0	--	1	--	1

DOUBLE-FIGURE

REBOUNDING	19-20	20-21	21-22	22-23	23-24	CAREER
Ayoka Lee	21	10	20	--	5	56
Jaelyn Glenn	--	--	1	3	--	4
Gabby Gregory	--	--	--	3	--	3
Taylor Lauterbach	--	2	0	--	--	2
Eliza Maupin	--	--	--	2	--	2
Serena Sundell	--	--	0	1	--	1

DOUBLE-FIGURE

ASSISTS	19-20	20-21	21-22	22-23	23-24	CAREER
Serena Sundell	--	--	2	1	--	3
Taryn Sides	--	--	--	--	1	1

DOUBLE-DOUBLES

	19-20	20-21	21-22	22-23	23-24	CAREER
Ayoka Lee	19	10	20	--	5	54
Gabby Gregory	1*	0	0	2	--	3
Jaelyn Glenn	--	--	--	3	--	3
Serena Sundell	--	--	1	1	--	2
Eliza Maupin	--	--	--	2	--	2

* - at Oklahoma

CONSECUTIVE

GAME SCORING	19-20	20-21	21-22	22-23	23-24	CAREER
Ayoka Lee	29*	25*	33*	--	16*	103*
Brylee Glenn	--	--	32	35	16*	67
Serena Sundell	--	--	23	36*	16*	61*
Gabby Gregory	30	24	6	35*	16*	54
Jaelyn Glenn	--	--	10	35*	16*	52*
Rebekah Dallinger	--	--	10	4*	2*	10
Zyanna Walker	--	--	--	2	15	15
Eliza Maupin	--	--	--	8*	2	8
Gisela Sanchez	--	--	3	--	13	13
Taryn Sides	--	--	--	--	5	5
Heavenly Greer	--	--	--	3	4	4
Ja'Mia Harris	--	--	--	1	4	4
Mikayla Parks	--	--	--	2	--	2
Imani Lester	--	--	--	--	2	2

* - current

GAMES LEADING K-STATE IN...

SCORING	19-20	20-21	21-22	22-23	23-24	CAREER
Ayoka Lee	9	15	24	--	10	58
Gabby Gregory	--	--	--	22	2	24
Serena Sundell	--	--	7	9	4	20
Jaelyn Glenn	--	--	0	5	1	6
Brylee Glenn	--	--	3	1	--	4

REBOUNDING

	19-20	20-21	21-22	22-23	23-24	CAREER
Ayoka Lee	15	16	30	--	9	70
Jaelyn Glenn	--	--	1	12	1	14
Gabby Gregory	--	--	--	10	2	12
Serena Sundell	--	--	1	8	2	11
Eliza Maupin	--	--	--	3	--	3
Gisela Sanchez	--	--	--	--	3	3
Brylee Glenn	--	--	--	1	--	1
Heavenly Greer	--	--	--	1	--	1
Taryn Sides	--	--	--	--	1	1

ASSISTS

	19-20	20-21	21-22	22-23	23-24	CAREER
Serena Sundell	--	--	26	30	7	63
Jaelyn Glenn	--	--	2	4	--	6
Taryn Sides	--	--	--	--	6	6
Gabby Gregory	--	--	--	2	5	7
Rebekah Dallinger	--	--	2	1	--	3
Zyanna Walker	--	--	--	--	3	3
Ayoka Lee	0	1	0	--	--	1
Brylee Glenn	--	--	--	1	--	1
Gisela Sanchez	--	--	--	--	1	1

PTS BY CLASS

	Fr.	So.	Jr.	Sr.
Presbyterian	15	6	26	22
at Little Rock	16	9	17	35
at (2/2) Iowa	20	4	12	29
Wisconsin	10	8	27	30
vs. Western Kentucky	15	5	34	23
vs. (18/17) North Carolina	7	15	21	20
vs. (5/6) Iowa	11	6	27	26
Jackson State	17	9	30	23
McNeese State	18	18	30	35
vs. Missouri	12	8	26	38
North Florida	10	8	16	45
Oral Roberts	23	15	24	40
Southern	21	8	26	29
at Cincinnati	21	6	16	23
Houston	21	0	19	32
at UCF	5	6	40	21
Totals	242	131	391	471
Per Game	15.1	8.2	24.4	29.4

HOW MANY TIMES A K-STATE PLAYER...

Scored 30 or more Points

Ayoka Lee (2)	
<i>Top efforts of each player in this category:</i>	
Ayoka Lee, vs. North Florida (12/16/23)	36
Ayoka Lee, at Little Rock (11/11/23)	32

Scored 20 or more Points

Ayoka Lee (6), Serena Sundell (2)	
<i>Top efforts of each player in this category:</i>	
Ayoka Lee, vs. Missouri (12/9/23)	28
Serena Sundell, at UCF (1/6/24)	22

Scored 15 or more Points

Ayoka Lee (3), Gabby Gregory (3), Serena Sundell (1), Gisela Sanchez (1), Jaelyn Glenn (1)	
<i>Top efforts of each player in this category:</i>	
Ayoka Lee, vs. Iowa (11/26/23)	18
Serena Sundell, vs. Iowa (11/26/23)	18
Gabby Gregory, at Cincinnati (12/30/23)	17
Jaelyn Glenn, at UCF (1/6/24)	16
Gisela Sanchez, vs. North Carolina (11/25/23)	15

Grabbed 15 or more Rebounds

Ayoka Lee (1)	
<i>Top efforts of each player in this category:</i>	
Ayoka Lee, vs. Oral Roberts (12/18/23)	21

Grabbed 10 or more Rebounds

Ayoka Lee (5), Gisela Sanchez (1)	
<i>Top efforts of each player in this category:</i>	
Ayoka Lee, vs. Oral Roberts (12/18/23)	21
Gisela Sanchez, vs. Iowa (11/26/23)	10

Dished out 10 or more Assists

Taryn Sides (1)	
<i>Top efforts of each player in this category:</i>	
Taryn Sides, vs. Oral Roberts (12/18/23)	10

Recorded 5 or more Steals

Brylee Glenn (1)	
<i>Top efforts of each player in this category:</i>	
Brylee Glenn, vs. McNeese State (12/6/23)	5

Blocked 3 or more Shots

Ayoka Lee (6), Serena Sundell (1), Gisela Sanchez (1), Imani Lester (1)	
<i>Top efforts of each player in this category:</i>	
Ayoka Lee, at UCF (1/6/24)	7
Gisela Sanchez, vs. McNeese State (12/6/23)	4
Serena Sundell, vs. Presbyterian (11/6/23)	3
Imani Lester, vs. McNeese State (12/6/23)	3

HOW K-STATE SCORED FIRST POINTS

	Times	Record
Jump Shot	-	-
3-Pointer	5	4-1
Layup	11	11-0
Free Throw	-	-

QUARTER HIGHS & LOWS

Most First Quarter Points K-State 23, vs. Jackson State (12/1/23) Opp. 27, Iowa (11/26/23)	Most Second Quarter Points K-State 30, vs. ORU (12/18/23) Opp. 17, Iowa (11/16/23)	Most First Half Points K-State 49, twice Opp. 39, Iowa (11/26/23)	Most Third Quarter Points K-State 36, vs. Missouri (12/9/23) Opp. 24, Iowa (11/26/23)	Most Fourth Quarter Points K-State 25, vs. McNeese St. (12/6/23) Opp. 23, Wisconsin (11/19/23)	Most Second Half Points K-State 55, vs. McNeese St. (12/6/23) Opp. 38, Iowa (11/26/23)
Fewest First Quarter Points K-State 11, at Cincinnati (12/30/23) Opp. 4, McNeese St. (12/6/23)	Fewest Second Quarter Points K-State 12, vs. Presbyterian (11/6/23) Opp. 3, Cincinnati (12/30/23)	Fewest First Half Points K-State 28, vs. Presbyterian (11/6/23) Opp. 14, Cincinnati (12/30/23)	Fewest Third Quarter Points K-State 13, three times Opp. 4, Jackson State (12/1/23)	Fewest Fourth Quarter Points K-State 11, at Little Rock (11/11/23) Opp. 5, twice	Fewest Second Half Points K-State 30, at UCF (1/6/24) Opp. 14, Houston (1/3/24)

2023-24 INDIVIDUAL SEASON-HIGHS

KANSAS STATE	CATEGORY	OPPONENT
36, Ayoka Lee, vs. North Florida (12/16/23)	Points	32, Caitlin Clark, Iowa (11/26/23)
15, Ayoka Lee, vs. North Florida (12/16/23)	Field Goals Made	11, Acacia Hayes, Western Kentucky (11/24/23)
17, Ayoka Lee, twice	Field Goals Attempted	32, Caitlin Clark, Iowa (11/16/23)
1.000 (5-5), Zyanna Walker, vs. Presbyterian (11/6/23)	FG Pct. (min. 5 made)	.733 (11-15), Acacia Hayes, Western Kentucky (11/24/23)
1.000 (7-7), Jaelyn Glenn, at UCF (1/6/24)		
3, Zyanna Walker, vs. Presbyterian (11/6/23)	3-Pt. FG Made	7, Caitlin Clark, Iowa (11/26/23)
3, Gabby Gregory, three times		
3, Jaelyn Glenn, vs. Jackson State (12/1/23)		
9, Gabby Gregory, vs. Missouri (12/9/23)	3-Pt. FG Att.	16, Caitlin Clark, Iowa, twice
.600, Jaelyn Glenn, vs. Wisconsin (11/19/23)	3-Pt. FG Pct. (min. 5 attempts)	.438, Caitlin Clark, Iowa (11/26/23)
7, Serena Sundell, vs. North Carolina (11/25/23)	Free Throws Made	7, Serah Williams, Wisconsin (11/19/23) 7, Acacia Hayes, Western Kentucky (11/24/23)
10, Serena Sundell, vs. North Carolina (11/25/23)	Free Throws Attempted	10, Serah Williams, Wisconsin (11/19/23)
1.000 (6-6), Ayoka Lee, vs. North Florida (12/16/23)	Free Throw Pct. (min. 5 attempts)	1.000 (6-6), Taleyah Jones, Oral Roberts (12/18/23)
8, Ayoka Lee, vs. Houston (1/3/24)	Offensive Rebounds	4, Sharon Goodman, Iowa (11/16/23) 4, Jillian Hayes, Cincinnati (12/30/23) 4, Achol Akot, UCF (1/6/24)
15, Ayoka Lee, vs. Oral Roberts (12/18/23)	Defensive Rebounds	8, four tied
21%, Ayoka Lee, vs. Oral Roberts (12/18/23)	Rebounds	11, Hannah Stuelke, Iowa (11/16/23)
10, Taryn Sides, vs. Oral Roberts (12/18/23)	Assists	6, four tied
6, Serena Sundell, vs. North Carolina (11/25/23)	Turnovers	7, Laila Blair, Houston (1/3/24)
7, Ayoka Lee, at UCF (1/6/24)	Blocked Shots	3, Serah Williams, Wisconsin (11/19/23) 3, Angel Jackson, Jackson State (12/1/23)
5, Brylee Glenn, vs. McNeese State (12/6/23)	Steals	5, Acacia Hayes, Western Kentucky (11/24/23) 5, Deja Kelly, North Carolina (11/25/23)
39:46, Serena Sundell, at Iowa (11/16/23)	Minutes Played	38:51, Caitlin Clark, Iowa (11/26/23)

* - school record | % - Bramlage Coliseum record | # - Big 12 record | \$ - NCAA record

2023-24 TEAM SUPERLATIVES

K-STATE HIGH	K-STATE LOW	CATEGORY	OPPONENT HIGH	OPPONENT LOW
102, vs. Oral Roberts (12/18/23)	63, vs. North Carolina (11/25/23)	Points	77, Iowa (11/26/23)	35, Presbyterian (11/6/23)
40, twice	20, vs. North Carolina (11/25/23)	Field Goals	27, Iowa (11/26/23)	11, Cincinnati (12/30/23)
81, vs. Oral Roberts (12/18/23)	46, vs. North Carolina (11/25/23)	Field Goals Attempted	67, Oral Roberts (12/18/23)	43, North Florida (12/16/23)
.567, vs. Southern (12/20/23)	.394, at Iowa (11/16/23)	FG Pct.	.465, North Florida (12/16/23)	.200, Cincinnati (12/30/23)
11, vs. Wisconsin (11/19/23)	3, at Little Rock (11/11/23)	3-Pt. FG Made	12, Iowa (11/26/23)	0, Jackson State (12/1/23)
33, vs. Missouri (12/9/23)	15, twice	3-Pt. FG Att.	32, Iowa (11/26/23)	8, Jackson State (12/1/23)
.444 vs. Southern (12/20/23)	.143, at Little Rock (11/11/23)	3-Pt. FG Pct.	.444, Southern (12/20/23)	.000, Jackson State (12/1/23)
18, twice	3, at UCF (1/6/24)	Free Throws	18, Cincinnati (12/30/23)	3, Presbyterian (11/6/23)
24, twice	5, at UCF (1/6/24)	Free Throws Attempted	24, Cincinnati (12/30/23)	4, Presbyterian (11/6/23)
.917, vs. North Florida (12/16/23)	.364, vs. Iowa (11/26/23)	Free Throw Pct.	.833, Southern (12/20/23)	.500, McNeese State (12/6/23)
24, vs. Oral Roberts (12/18/23)	4, twice	Offensive Rebounds	18, Jackson State (12/1/23)	5, Wisconsin (11/19/23) & North Florida (12/16/23)
42, vs. McNeese State (12/6/23)	24, vs. Presbyterian (11/6/23)	Defensive Rebounds	32, Iowa (11/16/23)	16, twice
61, vs. Oral Roberts (12/18/23)	29, at UCF (1/6/24)	Rebounds	47, Iowa (11/16/23)	22, North Florida (12/16/23)
24, vs. Western Kentucky (11/24/23)	8, vs. Houston (1/3/24)	Fouls	22, North Carolina (11/25/23)	8, Wisconsin (11/19/23)
29, vs. McNeese State (12/6/23)	12, vs. North Carolina (11/25/23)	Assists	14, Wisconsin (11/19/23)	2, Cincinnati (12/30/23)
21, vs. North Carolina (11/25/23)	9, at Iowa (11/16/23)	Turnovers	25, Houston (1/3/24)	6, Iowa (11/26/23)
12, vs. McNeese State (12/6/23)	2, twice	Blocked Shots	6, Jackson State (12/1/23)	0, Little Rock (11/11/23)
18, vs. Presbyterian (11/6/23)	2, vs. North Carolina (11/25/23)	Steals	13, North Carolina (11/25/23)	2, Little Rock (11/11/23)
.769 (2Q), vs. Western Kentucky (11/24/23)	.286, twice	FG Pct. in a Qtr	.625 (2Q), North Florida (12/16/23)	.063 (2Q), Cincinnati (12/30/23)
.636 (2H), vs. McNeese State (12/6/23)	.310 (1H), at Cincinnati (12/30/23)	FG Pct. in a Half	.524 (1H), North Florida (12/16/23)	.147 (2H), Jackson State (12/1/23)
.750 (2H), vs. Presbyterian (11/6/23)	.091, twice	3-Pt. FG Pct. in a Half	.600 (1H), North Florida (12/16/23)	.000, eight times
1.000, three times	.200 (1H), vs. Iowa (11/26/23)	FT Pct. in a Half	1.000 (1H), Wisconsin (11/19/23)	.000, North Florida (12/16/23)

* - school record | % - Bramlage Coliseum record

K-STATE CAREER LISTS

CAREER POINTS

- Kendra Wecker (2001-05).....2,333
- Nicole Ohlde (2000-04).....2,241
- Brittany Chambers (2009-13).....2,156
- Ayoka Lee (2018-present) 1,977**
- Ashley Sweat (2006-10).....1,805
- Laurie Koehn (2001-05).....1,733
- Diana Miller (1987-91).....1,705
- Eileen Feeney (1976-80).....1,670
- Nadira Hazim (1987-91).....1,670
- Peyton Williams (2016-20).....1,553
- Breanna Lewis (2013-17).....1,552
- Tammie Romstad (1978-82).....1,548
- Brit Jacobson (1994-98).....1,519
- Shanele Stires (1992-95).....1,344
- Kimberly Dietz (2004-08).....1,321
- Gayla Williams (1979-81).....1,320
- Angie Finkes (1996-00).....1,314
- Marlies Gipson (2005-09).....1,313
- Megan Mahoney (2001-05).....1,307
- Kindred Wesemann (2013-17).....1,295
- Cassandra Jones (1982-86).....1,271
- Kayla Goth (2015-19).....1,253
- Jalana Childs (2008-12).....1,237
- Claire Coggins (2003-07).....1,236
- Janet Reusser (1972-76).....1,227
- Shalee Lehning (2005-09).....1,189
- Angie Bonner (1981-84).....1,170
- Priscilla Gary (1981-83).....1,169
- Jan Laughlin (1971-75).....1,165
- Marsha Poppe (1973-77).....1,152
- Andria Jones (1993-97).....1,126
- Kim Price (1978-83).....1,120
- Carlisa Thomas (1983-87).....1,116
- Kristin Rethman (1998-02).....1,099
- Nicky Ramage (1996-00).....1,096
- Mary Jo Miller (1988-92).....1,091
- Sue Leiding (1983-87).....1,071
- Kim Woodlee (1997-2001).....1,058
- Laurie Miller (1975-79).....1,053
- LeAnn Wilcox (1976-80).....1,049
- Rachel Ranke (2017-22).....1,037
- Susie Norton (1972-76).....1,036
- Kristie Bahner (1987-91).....1,017
- Serena Sundell (2021-present) 1,014**
- Susan Green (1984-87).....1,001

On the verge:

Gabby Gregory (2022-present) 794

CAREER POINTS/GAME

- Ayoka Lee (2018-present) 19.2**
- Priscilla Gary (1981-83).....18.3
- Kendra Wecker (2001-05).....18.2
- Nicole Ohlde (2000-04).....17.8
- Shanele Stires (1992-95).....16.6
- Brittany Chambers (2009-13).....16.0
- Gabby Gregory (2022-present) 15.6**
- Tammie Romstad (1978-82).....15.2

CAREER ASSISTS

- Shalee Lehning (2005-09).....800*
- Megan Mahoney (2001-05).....589
- Mary Jo Miller (1988-92).....562
- Kayla Goth (2015-19).....540
- Mariah White (2009-13).....455
- Serena Sundell (2021-present)..... 434**
- Shaelyn Martin (2014-18).....423
- Carlisa Thomas (1983-87).....398
- Kendra Wecker (2001-05).....379
- Cassandra Jones (1982-86).....379
- Nicole Ohlde (2000-04).....367
- Brittany Chambers (2009-13).....363
- Kindred Wesemann (2013-17).....329
- Betsy Sloan (1979-83).....322
- Kimberly Dietz (2004-08).....306
- Kristin Rethman (1998-02).....294
- Nadira Hazim (1987-91).....278
- Jenny Coalson (1995-00).....277
- Brit Jacobson (1994-98).....276
- Susan Green (1983-87).....275
- Gayla Williams (1979-81).....249
- Chelsea Domenico (2001-05).....240
- Diana Miller (1987-91).....236
- Emilee Ebert (2019-23).....236
- Kim Woodlee (1997-01).....233

CAREER REBOUNDS

- Kendra Wecker (2001-05).....1,087
- Ayoka Lee (2018-present) 1,018**
- Nicole Ohlde (2000-04).....995
- Peyton Williams (2016-20).....967
- Carlisa Thomas (1984-87).....923
- Shalee Lehning (2005-09).....914
- Breanna Lewis (2013-17).....865
- Brittany Chambers (2009-13).....862
- Marlies Gipson (2005-09).....811
- Megan Mahoney (2001-05).....804
- Eileen Feeney (1976-80).....783
- Shaelyn Martin (2014-18).....782
- Tammie Romstad (1978-82).....779
- Diana Miller (1987-91).....747
- Laurie Miller (1975-79).....726
- Shanele Stires (1992-95).....701
- Kristie Bahner (1987-91).....698
- Angie Finkes (1997-00).....627
- Ashley Sweat (2006-10).....604
- Kim Price (1978-83).....585
- Leah Honeycutt (1989-93).....580
- Marsha Poppe (1973-77).....579
- Nicky Ramage (1997-00).....561
- Nadira Hazim (1988-91).....554
- Angie Bonner (1981-84).....540
- Brit Jacobson (1995-98).....539
- Branshea Brown (2008-12).....539
- Beth Boggs (1976-79).....530
- Andria Jones (1994-97).....515
- Margo Jones (1975-78).....513

CAREER REBOUNDS/GAME

- Ayoka Lee (2018-present) 9.9**
- Shanele Stires (1992-95).....8.7
- Kendra Wecker (2001-05).....8.5
- Carlisa Thomas (1984-87).....8.1
- Marsha Poppe (1974-77).....8.0
- Nicole Ohlde (2000-04).....7.9
- Jan Laughlin (1972-75).....7.7
- Peyton Williams (2016-20).....7.6
- Tammie Romstad (1979-82).....7.3
- Andria Jones (1994-97).....7.1
- Marlies Gipson (2005-09).....7.1

CAREER BLOCKS

- Breanna Lewis (2013-17).....282
- Ayoka Lee (2018-present) 275**
- Marlies Gipson (2005-09).....257
- Nicole Ohlde (2000-04).....204
- Shana Wheeler (2004-08).....146
- Peyton Williams (2016-20).....119
- Brie Madden (2001-05).....104
- Olga Firsova (1998-00).....100
- Jessica Sheble (2013-17).....77
- Branshea Brown (2008-12).....76

CAREER STEALS

- Cassandra Jones (1982-86).....382
- Carlisa Thomas (1983-87).....340
- Mary Jo Miller (1988-92).....288
- Nadira Hazim (1987-91).....260
- Shalee Lehning (2005-09).....235
- Kendra Wecker (2001-05).....227
- Brit Jacobson (1994-98).....219
- Shaelyn Martin (2014-18).....212
- Mariah White (2009-13).....209
- Ashia Woods (2011-15).....193
- Kindred Wesemann (2013-17).....193

On the verge:

Jaelyn Glenn (2021-present) 170

CAREER STEALS/GAME

- Cassandra Jones (1982-86).....3.50 (382 stls)
- Carlisa Thomas (1983-87).....2.51 (340 stls)
- Mary Jo Miller (1988-92).....2.55 (288 stls)
- Nadira Hazim (1987-91).....2.32 (260 stls)
- Jaelyn Glenn (2021-present) 2.02 (170 stls)**
- Brit Jacobson (1994-98).....1.96 (219 stls)
- Shalee Lehning (2005-09).....1.81 (235 stls)
- Kendra Wecker (2001-05).....1.77 (227 stls)
- Ashia Woods (2011-15).....1.77 (193 stls)
- Mariah White (2009-13).....1.62 (209 stls)
- Shaelyn Martin (2014-18).....1.62 (212 stls)

CAREER FGs MADE

- Kendra Wecker (2001-05).....935
- Nicole Ohlde (2000-04).....882
- Ayoka Lee (2018-present) 798**
- Eileen Feeney (1976-80).....758
- Brittany Chambers (2009-13).....751
- Breanna Lewis (2013-17).....666
- Diana Miller (1987-91).....657
- Nadira Hazim (1987-91).....655
- Tammie Romstad (1978-82).....655
- Ashley Sweat (2006-10).....637
- Peyton Williams (2016-20).....585
- Laurie Koehn (2001-05).....574
- Marlies Gipson (2005-09).....568
- Brit Jacobson (1994-98).....562
- Angie Finkes (1996-00).....539

CAREER FG PCT. (MIN. 350 ATTEMPTS)

- Tina Dixon (1982-84)......607 (242-399)
- Ayoka Lee (2018-present) 594 (798-1344)**
- Angie Bonner (1981-84)......593 (422-712)
- Priscilla Gary (1981-83)......558 (497-890)
- Nicole Ohlde (2000-04)......557 (882-1584)
- Jennifer Jones (1982-85)......551 (411-746)
- Nicky Ramage (1996-00)......540 (422-781)
- Tammie Romstad (1978-82)......529 (655-1237)
- Kristie Bahner (1987-91)......524 (369-704)
- Breanna Lewis (2013-17)......524 (666-1271)

CAREER FTs MADE

- Nicole Ohlde (2000-04).....476
- Ashley Sweat (2006-10).....421
- Ayoka Lee (2018-present) 380**
- Brit Jacobson (1994-98).....348
- Nadira Hazim (1987-91).....334
- Peyton Williams (2016-20).....333
- Mary Jo Miller (1988-92).....327
- Angie Bonner (1982-84).....326
- Kendra Wecker (2001-05).....310
- Brittany Chambers (2009-13).....304

CAREER FTs ATTEMPTED

- Nicole Ohlde (2000-04).....707
- Ashley Sweat (2006-10).....545
- Brit Jacobson (1994-98).....541
- Ayoka Lee (2018-present) 502**
- Mary Jo Miller (1988-92).....497
- Angie Bonner (1982-84).....469
- Nadira Hazim (1987-91).....446
- Shalee Lehning (2005-09).....440
- Sue Leiding (1983-87).....437
- Marsha Poppe (1973-77).....427

CAREER 3-PT FGs MADE

- Laurie Koehn (2001-05).....392
- Brittany Chambers (2009-13).....350
- Kim Woodlee (1997-01).....285
- Kristin Rethman (1998-02).....266
- Kindred Wesemann (2013-17).....264
- Kimberly Dietz (2004-08).....230
- Rachel Ranke (2017-22).....230
- Claire Coggins (2003-07).....185
- Missy Decker (1993-97).....176
- Christianna Carr (2018-21).....166

On the verge:

Jaelyn Glenn (2021-present) 132

CAREER 3-PT FGs ATTEMPTED

- Brittany Chambers (2009-13).....974
- Laurie Koehn (2001-05).....942
- Kindred Wesemann (2013-17).....764
- Kim Woodlee (1997-01).....682
- Kimberly Dietz (2004-08).....679
- Kristin Rethman (1998-02).....609
- Bri Craig (2012-16).....567
- Rachel Ranke (2017-22).....543
- Claire Coggins (2003-07).....534
- Missy Decker (1993-97).....461

On the verge:

Jaelyn Glenn (2021-present) 390
Gabby Gregory (2022-present) 345

K-STATE PROGRAM INFORMATION

Seasons	56th (First Year: 1968-69)
Total Games	1,689 (1,032-657, 611)
Big 12 Games	459 (222-237, 484)
Big 12 Championships	2 (2003-04 and 2007-08)
NCAA Tournament Appearances	17 (Last in 2022)
NCAA Tournament Games (Record)	31 (14-17, 452)
WNIT Tournament Appearances	7 (Last in 2023)
WNIT Tournament Games (Record)	24 (18-6, 750)
20-Win Seasons	26 (Last: 2021-22)
Overtime Games	59 (29-30, 492)
Double Overtime Games	7 (3-4, 429)
Triple Overtime Games	1 (0-1, 000)
100-Point Games	27 (27-0, 1,000)
Bramlage Coliseum Games	542 (388-154, 716)

Wins

First Win	38-25 vs. Bethel (1968)
100th Win	80-37 vs. Kansas (1/24/75)
200th Win	64-62 at Missouri (2/6/79)
300th Win	78-68 at Kansas (2/23/83)
400th Win	73-54 at Missouri State (12/19/89)
500th Win	80-67* vs. Oklahoma (1/21/96)
600th Win	82-68 vs. Arkansas (3/17/02)
700th Win +	77-63 vs. Nebraska (3/24/06)
800th Win %	69-64 at Nebraska (2/19/11)
900th Win !	62-49 vs. UT-Arlington (12/7/16)
1,000th Win	77-63, vs. Wisconsin [Milwaukee, Wis.] (11/11/22)
1st Big Eight Win	62-53 vs. Nebraska (1/16/76)
1st Big 12 Win	68-67 vs. Texas (1/11/97)
50th Big 12 Win	88-49 at Kansas (1/8/03)
100th Big 12 Win	45-42 at Iowa State (2/13/08)
150th Big 12 Win	52-51 vs. Oklahoma State (1/28/15)
200th Big 12 Win	60-51 vs. Iowa State (2/26/20)

* - win later forfeited by institution; + - 2006 Postseason WNIT quarterfinals; % - 13th women's team in NCAA Division I history to reach 800 wins; ! - 20th women's team in NCAA Division I history to reach 900 wins

2023-24 K-STATE WOMEN'S BASKETBALL NOTES

2023-24 K-STATE GAME BOX SCORES

GAME 1 Presbyterian (rv/rv) Kansas State 35 69 November 6, 2023 | Manhattan, Kan.

No.	N A M E	FG	3FG	FT	RB	PF	TP	A	MIN	
22	Nuria Cunill	f	3-6	0-0	0-0	2-13	2	6	4	20
34	Bryanna Brady	c	1-2	0-0	1-2	0-0-0	4	3	0	19
04	Tilda Sjukvist	g	1-1	0-2	2-2	0-4-4	0	4	4	31
05	Christina Kline	g	2-5	2-4	0-0	2-5-7	3	6	2	26
35	Aubrie Kierscht	g	4-10	2-5	0-0	0-2-2	2	10	0	29
00	Dennaye Hinds	g	0-0	0-0	0-0	0-1-1	2	0	0	7
01	Natalie Herrin	g	0-2	0-0	0-0	0-1-1	0	0	0	7
02	Laila Grant	g	0-5	0-3	0-0	0-0-0	0	0	0	16
03	Ashley Carrillo	g	2-4	0-0	0-0	1-3-4	1	4	1	22
11	Sonia Sato	g	0-1	0-1	0-0	0-2-2	1	0	0	8
15	Paige Kindseth	g	0-0	0-0	0-0	0-0-0	0	0	0	4
20	Dagne Apsite	g	0-0	0-0	0-0	0-0-0	0	0	0	3
23	Laney Scoggins	g	1-1	0-0	0-0	1-1-2	2	2	0	8
TEAM	Totals		14-47	4-15	3-4	9-22-31	17	35	11	200

	1st Q	2nd Q	3rd Q	4th Q	Game
Field Goals	.273	.333	.313	.286	.298
Three-Point FG	.500	.000	.250	.200	.267
Free Throws	.500	1.000	.000	.000	.750

No.	N A M E	FG	3FG	FT	RB	PF	TP	A	MIN	
50	Ayoka Lee	c	5-11	0-0	4-6	3-4-7	0	14	2	23
03	Jaelyn Glenn	g	3-6	2-4	3-4	2-4-6	0	11	1	29
04	Serena Sundell	g	2-6	0-1	1-2	0-4-4	1	5	6	30
05	Brylee Glenn	g	3-6	0-2	0-0	0-0-0	1	6	2	15
12	Gabby Gregory	g	2-6	2-5	0-0	1-1-2	0	6	3	25
01	Zyanna Walker	g	5-5	3-3	0-0	0-1-1	2	13	2	12
02	Ja'Mia Harris	g	0-0	0-0	0-0	0-1-1	0	0	0	6
11	Taryn Sides	g	0-5	0-3	0-0	0-4-4	5	0	1	16
14	Rebekah Dallinger	g	1-2	0-0	0-0	0-0-0	1	2	0	4
15	Heavenly Greer	g	1-1	0-0	2-2	1-0-1	0	4	0	7
21	Eliza Maupin	g	0-1	0-0	0-0	0-1-1	0	0	0	6
30	Gisela Sanchez	g	3-8	0-1	0-0	3-1-4	0	6	0	21
32	Imani Lester	g	1-2	0-0	0-0	1-1-2	0	2	0	6
TEAM	Totals		26-59	7-19	10-14	12-24-36	10	69	17	200

	1st Q	2nd Q	3rd Q	4th Q	Game
Field Goals	.333	.313	.667	.538	.441
Three-Point FG	.000	.250	1.000	.600	.368
Free Throws	1.000	.500	.500	.750	.714

Officials: Missy Brooks, Chaney Muench, Nick Marshall
 Technical Fouls: Presbyterian - None; Kansas State - None | Attendance: 2868

Score by Periods	1st	2nd	3rd	4th	Total
Presbyterian	9	6	11	9	35
Kansas State	16	12	21	20	69

GAME 3 (rv/rv) Kansas State 65 58 (2/2) Iowa November 16, 2023 | Iowa City, Iowa

No.	N A M E	FG	3FG	FT	RB	PF	TP	A	MIN	
50	Ayoka Lee	c	9-14	0-0	4-4	4-8-12	3	22	0	28
03	Jaelyn Glenn	g	1-3	1-1	0-2	0-3-3	4	3	1	23
04	Serena Sundell	g	3-10	1-5	0-0	2-3-5	2	7	3	40
05	Brylee Glenn	g	1-3	0-1	0-0	0-0-0	2	2	1	10
12	Gabby Gregory	g	3-12	1-6	0-0	0-0-0	1	7	2	31
01	Zyanna Walker	g	5-10	1-2	1-1	1-2-3	2	12	2	28
11	Taryn Sides	g	2-6	2-5	1-2	1-5-6	2	8	3	24
30	Gisela Sanchez	g	2-8	0-3	0-0	2-3-5	4	4	2	16
TEAM	Totals		26-66	6-23	7-12	11-27-38	20	65	14	200

	1st Q	2nd Q	3rd Q	4th Q	Game
Field Goals	.294	.353	.375	.563	.394
Three-Point FG	.375	.400	.000	.200	.261
Free Throws	.000	1.000	1.000	.444	.583

Blocks: 3 (Lee, 2; Sundell); Steals: 6 (Sundell, 3; Lee; 1; Glenn; Sanchez)

No.	N A M E	FG	3FG	FT	RB	PF	TP	A	MIN	
45	Hannah Stuelke	f	4-6	0-0	1-1	3-8-11	1	9	1	33
03	Sydney Affolter	g	2-5	0-1	1-3	2-2-4	3	5	1	27
20	Kate Martin	g	0-3	0-2	0-0	3-5-8	4	0	1	21
22	Caitlin Clark	g	9-32	2-16	4-5	0-6-6	0	24	3	37
24	Gabbie Marshall	g	1-4	0-1	0-0	1-2-3	2	2	3	24
01	Molly Davis	g	3-3	0-0	4-5	0-1-1	0	10	0	22
04	Kylie Feuerbach	g	0-2	0-1	0-0	0-0-0	0	0	0	5
40	Sharon Goodman	g	2-3	0-0	2-4	4-4-8	0	6	0	19
44	Addison O'Grady	g	1-3	0-0	0-0	1-3-4	2	2	0	12
TEAM	Totals		22-61	2-21	12-18	15-32-47	12	58	9	200

	1st Q	2nd Q	3rd Q	4th Q	Game
Field Goals	.250	.421	.400	.375	.351
Three-Point FG	.000	.200	.250	.000	.065
Free Throws	.714	.000	.833	.500	.667

Blocks: 4 (Martin, 2; Affolter; O'Grady); Steals: 5 (Affolter, 2; Marshall; Goodman; O'Grady)

Officials: Felicia Grinter, Jesse Dickerson, Tim Daley
 Technical Fouls: Kansas State - None; Iowa - None | Attendance: 14,998

Score by Periods	1st	2nd	3rd	4th	Total
Kansas State	13	16	13	23	65
Iowa	13	17	14	14	58

GAME 5 Western Kentucky (16/22) Kansas State 61 77 November 24, 2023 | Estero, Fla.

No.	N A M E	FG	3FG	FT	RB	PF	TP	A	MIN	
21	Odeth Betancourt	f	4-9	0-2	0-0	11-2	4	8	0	17
03	Alexis Mead	g	2-8	2-3	0-0	3-5-5	5	6	1	29
10	Acacia Hayes	g	11-15	0-1	7-8	0-2-5	1	29	3	38
14	Teresa Faustino	g	2-12	0-6	3-4	0-1-1	0	7	1	28
32	Karris Allen	g	0-5	0-1	0-0	0-2-2	2	0	1	19
00	Mackenzie Chatfield	g	0-1	0-1	0-0	2-1-3	1	0	0	5
02	Ashlyyah Pitts	g	1-5	1-3	1-2	2-2-4	0	4	0	23
04	Neveah Foster	g	0-3	0-2	2-2	1-0-1	1	2	0	4
13	Jailynn Brill	g	0-0	0-0	0-0	0-0-0	0	0	0	2
22	Caitlin Staley	g	1-4	0-0	1-5	1-3-4	4	3	1	19
33	Josie Gilvin	g	0-1	0-0	2-2	0-0-0	0	2	0	16
TEAM	Totals		21-63	3-19	16-23	12-18-30	18	61	7	200

	1st Q	2nd Q	3rd Q	4th Q	Game
Field Goals	.368	.200	.333	.375	.333
Three-Point FG	.500	.250	.000	.000	.158
Free Throws	.000	1.000	.667	.667	.696

Blocks: 3 (Hayes, 2; Betancourt); Steals: 9 (Hayes, 5; Betancourt, 2; Allen; Gilvin)

No.	N A M E	FG	3FG	FT	RB	PF	TP	A	MIN	
50	Ayoka Lee	c	6-8	0-0	4-5	1-2-3	3	16	0	20
03	Jaelyn Glenn	g	1-5	0-4	1-2	0-6-6	3	3	4	35
04	Serena Sundell	g	8-13	2-2	3-4	2-4-6	2	21	4	29
05	Brylee Glenn	g	4-7	0-1	0-0	0-2-2	3	8	1	15
12	Gabby Gregory	g	3-7	0-4	1-2	2-7-9	3	7	5	28
01	Zyanna Walker	g	3-8	0-1	1-2	2-1-3	1	7	0	15
02	Ja'Mia Harris	g	1-2	0-1	0-0	0-0-0	1	2	0	4
11	Taryn Sides	g	2-3	2-3	0-0	0-0-0	2	6	3	17
14	Rebekah Dallinger	g	0-0	0-0	0-0	0-1-1	1	0	0	2
15	Heavenly Greer	g	1-3	0-0	0-0	0-2-2	1	2	0	9
21	Eliza Maupin	g	0-0	0-0	0-0	0-1-1	0	0	0	6
30	Gisela Sanchez	g	2-4	1-2	0-0	1-4-5	1	5	1	15
32	Imani Lester	g	0-0	0-0	0-0	0-0-0	3	0	0	5
TEAM	Totals		31-60	5-18	10-15	12-36-48	24	77	18	200

	1st Q	2nd Q	3rd Q	4th Q	Game
Field Goals	.400	.769	.333	.643	.517
Three-Point FG	.000	.500	.333	.333	.278
Free Throws	1.000	.500	.833	.000	.667

Blocks: 5 (Lee, 2; Sundell, 2; Gregory); Steals: 8 (Sides, 3; Lee; 1; Glenn; B. Glenn; Gregory; Maupin)

Officials: Brian Garland, Xiomara Cruz, Trey Miles
 Technical Fouls: Western Kentucky - None; Kansas State - None | Attendance: 312

Score by Periods	1st	2nd	3rd	4th	Total
Western Kentucky	16	9	18	18	61
Kansas State	14	25	19	19	77

GAME 2 (rv/rv) Kansas State 77 39 Little Rock November 11, 2023 | Little Rock, Ark.

No.	N A M E	FG	3FG	FT	RB	PF	TP	A	MIN	
50	Ayoka Lee	c	13-16	0-0	6-8	5-10	0	32	1	22
3	Jaelyn Glenn	g	2-5	0-3	0-0	0-2-2	4	4	2	15
4	Serena Sundell	g	2-2	0-0	0-0	1-2-3	0	4	4	26
5	Brylee Glenn	g	2-4	1-2	0-0	0-1-1	1	5	0	18
12	Gabby Gregory	g	1-8	1-5	0-0	3-4-7	3	2	2	25
01	Zyanna Walker	g	3-6	0-2	4-4	0-6-6	2	10	1	19
2	Ja'Mia Harris	g	0-3	0-2	0-0	0-1-1	2	0	0	8
11	Taryn Sides	g	1-5	1-4	2-2	0-2-2	2	5	7	18
14	Rebekah Dallinger	g	0-0	0-0	0-0	0-0-0	0	0	0	6
15	Heavenly Greer	g	1-4	0-0	2-4	3-3-6	3	4	0	13
21	Eliza Maupin	g	1-1	0-0	0-0	0-2-2	1	2	1	11
30	Gisela Sanchez	g	2-5	0-3	3-4	0-1-1	0	7	0	14
32	Imani Lester	g	0-2	0-0	1-2	0-2-2	0	1	0	5
TEAM	Totals		28-61	3-21	18-24	14-33-47	17	77	18	200

	1st Q	2nd Q	3rd Q	4th Q	Game
Field Goals	.500	.611	.286	.385	.459
Three-Point FG	.000	.333	.000	.200	.143
Free Throws	.625	.500	.857	.000	.750

Blocks: 5 (Lee, 2; 1; Glenn; Walker; Maupin); Steals: 5 (1; Glenn, 2; Gregory; Sanchez; Walker)

No.	N A M E	FG	3FG	FT	RB	PF	TP	A	MIN	
5	Jordan Holman	f	3-8	3-4	4-4	0-2-2	3	13	0	30
11	Faith Lee	f	5-10	0-0	5-7	1-4-5	5	15	0	26
24	Camryn James	c	1-7	0-0	0-0	1-5-6	2	2	0	23
3	Jayla Brooks	g	0-5	0-3	0-0	1-2-3	5	0	4	35
10	Lamarye Williams	g	1-7	0-0	1-2	0-2-2	2	3	2	37
0	Leilani Wimbish-Gay	g	0-3	0-1	0-0	0-1-1	1	0	0	10
1	Mira Hanna	g	1-2	0-0	0-0	1-3-4	2	2	1	12

2023-24 K-STATE GAME BOX SCORES

GAME 7 (5/6) Iowa 77
(16/22) Kansas State 70
November 26, 2023 | Estero, Fla.

No.	N A M E	FG	3FG	FT	RB	PF	TP	A	MIN		
40	Sharon Goodman	c	4-6	0-0	0-0	1-6	5	8	0	18	
01	Molly Davis	g	5-9	1-2	2-2	0-4-4	1	13	4	35	
20	Kate Martin	g	4-6	4-6	2-2	3-7-10	1	11	1	35	
22	Caitlin Clark	g	10-25	7-16	5-8	1-4-5	1	32	6	39	
24	Gabbie Marshall	g	1-7	1-6	0-4	0-0-0	0	3	1	32	
02	Taylor McCabe	g	0-1	0-1	0-4	0-0-0	0	0	0	3	
03	Sydney Alfoller	g	0-3	0-2	1-2	0-3-3	3	1	1	14	
04	Kylie Feuerbach	g	1-2	1-1	0-4	0-0-0	0	3	0	7	
34	AJ Ediger	g	0-0	0-0	0-4	0-0-0	0	0	0	2	
44	Addison O'Grady	g	2-5	0-0	2-2	0-2-2	3	6	0	15	
TEAM				3-2-5							
Totals		27-64		12-32		11-16		8-27-35		14 77 13 200	

	1st Q	2nd Q	3rd Q	4th Q	Game
Field Goals	.500	.333	.529	.286	.422
Three-Point FG	.444	.250	.444	.333	.375
Free Throws	.833	.000	1.000	.500	.688

Blocks: 1 (Goodman); Steals: 6 (Clark, 3; Davis; Martin; Alfoller)

No.	N A M E	FG	3FG	FT	RB	PF	TP	A	MIN		
50	Ayoka Lee	c	8-13	0-0	2-6	0-7-7	1	18	0	34	
03	Jaelyn Glenn	g	2-4	2-4	0-0	0-1-1	4	6	2	33	
04	Serena Sundell	g	8-14	2-5	0-0	1-6-6	2	18	6	33	
05	Brylee Glenn	g	1-3	1-2	0-0	0-2-2	1	3	0	14	
12	Gabby Gregory	g	3-8	2-6	0-2	2-3-5	1	8	7	28	
01	Zyanna Walker	g	5-7	1-2	0-0	0-1-1	0	11	0	23	
11	Taryn Sides	g	0-1	0-1	0-0	0-2-2	1	0	1	6	
15	Heavenly Greer	g	0-0	0-0	0-0	0-0-0	1	0	0	1	
21	Eliza Maupin	g	0-0	0-0	1-2	0-0-0	2	1	0	2	
30	Gisela Sanchez	g	2-8	0-3	1-1	1-9-10	2	5	0	26	
TEAM				0-2-2							
Totals		29-58		8-23		4-11		4-32-36		15 70 16 200	

	1st Q	2nd Q	3rd Q	4th Q	Game
Field Goals	.429	.625	.467	.462	.500
Three-Point FG	.400	.429	.200	.333	.348
Free Throws	.250	.000	1.000	.400	.364

Blocks: 2 (Lee; Maupin); Steals: 5 (Sanchez; 2; Walker; J. Glenn; Sundell)

Officials: Kevin Pethelt, Natasha Camy, Maggie Tieman
Technical Fouls: Iowa - None; Kansas State-None | Attendance: 3,007

Score by Periods	1st	2nd	3rd	4th	Total
Iowa	27	12	24	14	77
Kansas State	15	23	16	16	70

GAME 9 McNeese State 39
(13/16) Kansas State 101
December 6, 2023 | Manhattan, Kan.

No.	N A M E	FG	3FG	FT	RB	PF	TP	A	MIN		
4	Julia Puente Valverde	f	3-7	0-0	1-3	1-2-3	5	7	0	13	
12	Aia Mofalk	f	4-10	2-5	0-0	1-3-4	2	10	0	32	
1	Azhar Reeves	g	2-14	0-6	0-0	0-5-5	1	4	3	36	
6	Ana Cabanas Lloren	g	1-4	0-1	0-0	0-0-0	1	2	0	14	
21	Boston Berry	g	3-12	0-1	0-1	0-4-4	2	6	3	37	
3	Crystal Hayes	g	0-1	0-0	0-0	0-0-0	0	0	0	3	
13	Helena Galunic	g	0-3	0-1	0-0	1-2-3	1	0	0	15	
14	Mireia Yespes	g	0-0	0-0	0-0	0-0-0	2	0	0	15	
20	Clara Rosini	g	0-0	0-0	0-0	0-0-0	0	0	0	6	
23	Emilia Tenbrock	g	3-11	1-2	3-4	1-3-4	1	10	0	29	
TEAM				4-0-4							
Totals		16-62		3-16		4-8		8-19-27		15 39 6 200	

	1st Q	2nd Q	3rd Q	4th Q	Game
Field Goals	.118	.417	.267	.278	.258
Three-Point FG	.000	.400	.333	.000	.388
Free Throws	.000	.000	.600	.333	.500

Blocks: 4 (Mofalk; 2; Reeves; Tenbrock); Steals: 7 (Reeves; 2; Tenbrock; 2; Puente Valverde; Yespes; Galunic)

No.	N A M E	FG	3FG	FT	RB	PF	TP	A	MIN		
50	Ayoka Lee	c	7-10	0-0	1-2	4-2-6	0	15	3	17	
3	Jaelyn Glenn	g	3-6	0-2	1-1	3-6-9	2	7	3	18	
4	Serena Sundell	g	2-7	1-5	0-0	0-3-3	1	5	6	21	
5	Brylee Glenn	g	5-8	1-3	0-0	0-2-2	1	11	0	16	
12	Gabby Gregory	g	5-11	2-7	4-4	1-2-3	0	16	3	15	
11	Zyanna Walker	g	2-3	0-0	0-0	2-3-5	0	4	0	15	
2	J/Mia Harris	g	1-4	1-4	2-2	0-1-1	3	5	1	16	
11	Taryn Sides	g	3-9	0-3	3-3	0-3-3	2	9	8	21	
14	Rebekah Dallinger	g	2-3	0-1	0-0	0-2-2	0	4	1	10	
15	Heavenly Greer	g	3-3	0-0	1-1	2-1-3	0	7	0	9	
21	Eliza Maupin	g	2-2	0-0	2-4	2-2-4	1	6	2	10	
30	Gisela Sanchez	g	5-7	2-2	0-0	0-8-8	1	12	2	21	
32	Imani Lester	g	0-4	0-0	0-0	1-4-5	4	0	0	11	
TEAM				1-3-4							
Totals		40-77		7-27		14-17		16-42-58		15 101 29 200	

	1st Q	2nd Q	3rd Q	4th Q	Game
Field Goals	.318	.545	.647	.625	.519
Three-Point FG	.100	.286	.600	.200	.259
Free Throws	.750	1.000	1.000	.667	.824

Blocks: 12 (Sanchez; 4; Lester; 3; Lee; 2; Greer; 2; Gregory); Steals: 13 (B. Glenn; 5; J. Glenn; 2; Maupin; 2; Gregory; Sanchez; Lester; Walker)

Officials: Julie Krommenhoek, Zac Brost, Demoya Pugh
Technical Fouls: McNeese State - None; Kansas State-None | Attendance: 3,245

Score by Periods	1st	2nd	3rd	4th	Total
McNeese State	4	12	12	11	39
Kansas State	18	28	30	25	101

GAME 8 Jackson State 37
(14/18) Kansas State 79
December 1, 2023 | Manhattan, Kan.

No.	N A M E	FG	3FG	FT	RB	PF	TP	A	MIN		
12	Miya Crump	f	1-7	0-1	2-4	1-4-5	3	4	0	29	
21	Daphne White	f	2-7	0-0	0-0	1-2-3	2	4	0	13	
15	Angel Jackson	c	5-11	0-0	2-2	1-3-4	3	12	0	25	
01	Titan Boler	g	1-9	0-3	0-0	0-2-2	0	2	0	18	
10	Keshuna Luckett	g	1-6	0-1	0-0	0-1-1	1	2	1	16	
00	Taylor Woodhouse	g	0-1	0-0	0-0	0-0-0	0	0	0	5	
03	Mya Pratcher	g	0-0	0-0	0-0	1-1-2	1	0	0	5	
05	Laila Walker	g	1-2	0-0	1-3	2-2-4	0	3	0	10	
11	Madison Roshelle	g	2-4	0-0	2-2	0-3-3	0	6	0	16	
20	Areyanna Hunter	g	1-11	0-1	1-2	0-1-1	2	3	5	24	
22	Zakiya Mahoney	g	0-4	0-0	0-0	2-2-2	0	0	0	19	
23	JaiLeah Hickmon	g	0-0	0-0	1-2	2-1-3	2	1	0	9	
30	Hayleigh Breland	g	0-3	0-1	0-0	0-0-0	1	0	0	11	
TEAM				8-1-9							
Totals		14-65		0-8		9-15		18-21-39		15 37 6 200	

	1st Q	2nd Q	3rd Q	4th Q	Game
Field Goals	.222	.385	.105	.200	.215
Three-Point FG	.000	.00	.000	.000	.000
Free Throws	.500	.667	.000	.625	.600

Blocks: 6 (Jackson; 3; White; 2; Pratcher); Steals: 7 (Hickmon; 3; Breland; 2; Jackson; Boler)

No.	N A M E	FG	3FG	FT	RB	PF	TP	A	MIN		
50	Ayoka Lee	c	5-9	0-0	2-2	1-4-5	2	12	0	23	
03	Jaelyn Glenn	g	5-10	3-6	0-0	0-4-4	2	13	2	25	
04	Serena Sundell	g	5-6	0-1	0-1	1-6-7	1	10	5	25	
05	Brylee Glenn	g	2-4	1-3	2-2	0-3-3	0	7	1	17	
12	Gabby Gregory	g	3-8	2-6	0-0	0-2-2	0	8	4	22	
01	Zyanna Walker	g	1-4	0-1	2-2	2-4-4	2	4	5	15	
02	J/Mia Harris	g	1-2	0-0	0-0	0-0-0	1	2	0	10	
11	Taryn Sides	g	3-6	3-4	1-2	0-5-5	2	10	1	20	
14	Rebekah Dallinger	g	1-2	1-1	0-0	1-1-1	0	3	0	4	
15	Heavenly Greer	g	0-0	0-0	0-0	0-0-0	4	0	0	6	
21	Eliza Maupin	g	1-2	0-0	1-2	1-2-1	1	3	0	6	
30	Gisela Sanchez	g	3-9	0-1	0-0	4-2-6	0	6	4	20	
32	Imani Lester	g	0-1	0-0	1-2	1-2-3	1	1	1	7	
TEAM				3-3-6							
Totals		30-63		10-23		9-13		14-34-48		16 79 23 200	

	1st Q	2nd Q	3rd Q	4th Q	Game
Field Goals	.588	.500	.353	.471	.476
Three-Point FG	.375	.500	.500	.333	.435
Free Throws	.000	.667	.833	.500	.692

Blocks: 7 (Lee; 2; Lester; 2; Sundell); Steals: 10 (J. Glenn; 3; Walker; 2; Lee; Sundell; B. Glenn; Greer; Maupin)

Officials: Tiara Cruse, Eric Brewton, Missy Brooks
Technical Fouls: Jackson State - None; Kansas State-None | Attendance: 3,236

Score by Periods	1st	2nd	3rd	4th	Total
Jackson State	10	12	4	11	37
Kansas State	23	16	21	19	79

GAME 10 Missouri 56
(13/16) Kansas State 84
December 9, 2023 | St. Joseph, Mo.

No.	N A M E	FG	3FG	FT	RB	PF	TP	A	MIN	
14	Abby Feit	f	4-11	2-6	3-3	2-6-8	1	13	1	29
43	Hayley Frank	f	5-11	1-4	2-2	3-6-9	5	13		

2023-24 K-STATE WOMEN'S BASKETBALL NOTES

GAME 13 Southern (12/16) Kansas State 52 84

December 20, 2023 | Manhattan, Kan.

Southern (1-9)										
No.	N A M E	FG	3FG	FT	RB	PF	TP	A	MIN	
3	Taylor Williams	f	2-4	0-0	1-2	1-0-1	1	5	1	17
15	Sky Castro	f	1-5	0-0	0-0	1-0-1	4	2	1	14
2	Aleighyah Fontenot	g	3-7	1-2	0-0	0-1-1	2	7	1	23
4	Chloe Fleming	g	0-7	0-1	2-2	0-3-3	0	2	6	25
14	Soniayah Reed	g	2-4	1-2	0-0	1-0-1	0	5	0	12
1	Aniya Gourdine	g	4-8	2-2	2-2	1-0-1	3	12	0	16
11	Cayla Obillo	g	0-3	0-1	0-0	0-1-1	2	0	1	15
21	Tionna Lidge	g	3-8	0-0	1-2	2-3-5	3	7	0	26
22	Sirivva Legions	g	0-1	0-0	0-0	0-0-0	0	0	0	15
24	Kyanna Morgan	g	1-4	0-1	0-0	0-5-5	1	2	0	18
25	Genovea Johnson	g	3-9	0-0	4-4	0-3-3	1	10	0	19
TEAM						5-0-5				
Totals		19-60	4-9	10-12	11-16-27	17	52	10	200	

	1st Q	2nd Q	3rd Q	4th Q	Game
Field Goals	.250	.071	.333	.600	.317
Three-Point FG	.000	.000	.333	.750	.444
Free Throws	.750	1.000	1.000	.500	.833

Blocks: 1 (Lidge); Steals: 12 (Fleming, 2; Lidge, 2; Legions, 2; Morgan, 2; Castro; Fontenot; Reed; Gourdine)

Kansas State (12-1)										
No.	N A M E	FG	3FG	FT	RB	PF	TP	A	MIN	
50	Ayoka Lee	c	8-10	1-1	3-3	1-4-5	1	20	1	21
3	Jaelyn Glenn	g	2-7	2-6	0-0	1-0-1	0	6	2	20
4	Serena Sundell	g	4-5	1-1	2-2	0-5-5	1	11	7	22
5	Brylee Glenn	g	4-5	1-1	0-0	1-1-2	0	9	3	24
12	Gabby Gregory	g	3-7	0-4	3-4	1-3-3	1	9	1	19
1	Zyanna Walker	g	4-5	1-1	0-0	0-4-4	0	9	7	23
2	Ja'Mia Harris	g	0-1	0-0	0-0	0-1-1	2	0	0	10
11	Taryn Sides	g	4-8	2-4	0-0	2-7-7	3	10	4	22
15	Heavenly Greer	g	0-2	0-0	0-0	1-0-1	0	0	0	6
21	Eliza Maupin	g	2-2	0-0	0-1	2-2-4	1	4	0	8
30	Gisela Sanchez	g	2-6	0-0	0-0	0-1-1	0	4	2	20
32	Imani Lester	g	1-2	0-0	0-0	0-1-1	1	2	0	5
TEAM						1-3-4				
Totals		34-60	8-18	8-10	10-29-39	10	84	27	200	

	1st Q	2nd Q	3rd Q	4th Q	Game
Field Goals	.529	.611	.667	.462	.567
Three-Point FG	.600	.200	.500	.500	.444
Free Throws	1.000	.800	1.000	.500	.800

Blocks: 8 (Lee, 3; Greer, 2; Lester, 2; Sanchez); Steals: 8 (B. Glenn, 2; Lee; Sundell; Gregory; Greer; Sanchez; Harris)

Officials: Missy Brooks, Zac Brost, Nick Marshall
 Technical Fouls: Southern - None; Kansas State-None | Attendance: 3191

Score by Periods	1st	2nd	3rd	4th	Total
Southern	11	4	15	22	52
Kansas State	22	27	20	15	84

GAME 14 (11/16) Kansas State 66 41

December 30, 2023 | Cincinnati, Ohio

Kansas State (13-1, 1-0)										
No.	N A M E	FG	3FG	FT	RB	PF	TP	A	MIN	
50	Ayoka Lee	c	3-7	0-0	0-0	2-6-8	3	6	0	20
3	Jaelyn Glenn	g	3-8	2-6	0-0	0-3-3	1	8	0	33
4	Serena Sundell	g	2-7	0-2	0-1	0-1-1	2	4	6	34
5	Brylee Glenn	g	2-6	0-3	0-0	0-4-4	1	4	0	15
12	Gabby Gregory	g	4-6	3-4	6-8	1-3-4	1	17	3	27
1	Zyanna Walker	g	5-7	1-3	0-0	1-4-5	3	11	1	16
2	Ja'Mia Harris	g	0-2	0-1	0-0	0-0-0	1	0	0	4
11	Taryn Sides	g	1-3	1-3	1-2	1-2-3	2	4	6	20
15	Heavenly Greer	g	0-0	0-0	0-0	0-0-0	2	0	0	1
21	Eliza Maupin	g	0-0	0-0	0-0	0-0-0	2	0	0	4
30	Gisela Sanchez	g	1-5	0-1	4-4	0-3-3	1	6	0	21
32	Imani Lester	g	2-3	0-0	2-3	1-2-3	0	6	0	5
TEAM						1-2				
Totals		23-54	7-23	13-18	7-29-36	19	66	16	200	

	1st Q	2nd Q	3rd Q	4th Q	Game
Field Goals	.313	.308	.714	.364	.426
Three-Point FG	.125	.286	.500	.500	.304
Free Throws	.000	.727	.000	.714	.722

Blocks: 6 (Lee, 3; Lester, 2; Sundell); Steals: 3 (Lee; J. Glenn; Walker)

Cincinnati (8-4, 0-1)										
No.	N A M E	FG	3FG	FT	RB	PF	TP	A	MIN	
20	Jillian Hayes	f	4-7	0-1	6-8	4-5-9	3	14	0	27
22	Malea Williams	f	3-11	0-4	2-2	1-6-6	3	8	0	24
3	Reagan Jackson	g	0-7	0-2	2-2	0-0-0	1	2	1	28
6	Aicha Dia	g	0-6	0-2	2-2	0-4-4	1	2	0	27
34	Ariel Jackson	g	3-15	1-5	2-4	0-3-3	1	9	1	29
1	Nia Clark	g	0-0	0-0	0-0	0-1-1	0	0	0	12
7	Abby Holtman	g	0-1	0-1	2-4	0-1-1	0	2	0	8
10	Brianna Byars	g	1-5	0-0	0-0	2-3-5	0	2	0	18
11	Ta'Ziah Jenks	g	0-1	0-0	0-0	0-2-2	3	0	0	11
33	Delaney Snyder	g	0-1	0-1	0-0	0-0-0	0	0	0	3
42	Clarissa Craig	g	0-1	0-0	2-2	1-1-2	3	2	0	13
TEAM						3-2-5				
Totals		11-55	1-16	18-24	11-27-38	15	41	2	200	

	1st Q	2nd Q	3rd Q	4th Q	Game
Field Goals	.286	.063	.200	.267	.200
Three-Point FG	.250	.000	.000	.000	.063
Free Throws	1.000	.500	.500	.857	.750

Blocks: 2 (Hayes; Dia); Steals: 8 (Williams, 2; Hayes; R. Jackson; Dia; A. Jackson; Jenks; Clark)

Officials: Julie Krommenhoek, Doug Knight, Jamie Broderick
 Technical Fouls: Kansas State-None; Cincinnati-None | Attendance: 1472

Score by Periods	1st	2nd	3rd	4th	Total
Kansas State	11	18	22	15	66
Cincinnati	11	3	7	20	41

2023-24 K-STATE GAME BOX SCORES

GAME 15 Houston 38 72

(11/12) Kansas State
 January 3, 2024 | Manhattan, Kan.

Houston (9-4, 0-2)										
No.	N A M E	FG	3FG	FT	RB	PF	TP	A	MIN	
1	Bria Patterson	f	3-11	0-3	0-0	2-2-4	0	6	1	30
34	Kamryn Jones	f	0-1	0-0	0-0	2-2-4	1	0	0	20
42	Peyton McFarland	f	1-3	0-0	1-1	1-3-4	3	3	0	24
5	N'Yah Boyd	g	0-3	0-2	0-0	0-2-2	2	0	4	24
14	Laila Blair	g	7-8	2-7	1-3	0-1-1	4	17	2	28
2	Kierra Merchant	g	0-0	0-0	0-0	0-0-0	0	0	0	4
10	Britney Onyeje	g	1-5	1-4	0-0	0-2-2	1	3	0	19
21	Maliyah Johnson	g	2-5	0-2	0-0	1-2-3	0	4	0	27
20	Djessira Diawara	g	0-1	0-0	2-2	1-0-1	1	2	0	5
33	Logyn McNeil	g	0-2	0-0	0-0	2-1-3	3	0	0	9
35	Shaleous Aaron	g	1-3	1-2	0-0	0-0-0	2	3	1	10
TEAM						1-1-2				
Totals		15-52	4-20	4-6	10-16-26	17	38	8	200	

	1st Q	2nd Q	3rd Q	4th Q	Game
Field Goals	.357	.417	.286	.083	.288
Three-Point FG	.429	.250	.000	.000	.200
Free Throws	.000	.000	1.000	.600	.667

Blocks: 3 (Patterson; McFarland; Merchant); Steals: 11 (Johnson, 4; Onyeje, 2; Patterson; Jones; McFarland; Blair; McNeil)

Kansas State (14-1, 2-0)										
No.	N A M E	FG	3FG	FT	RB	PF	TP	A	MIN	
50	Ayoka Lee	c	11-15	0-0	5-8	8-3-11	1	27	1	30
3	Jaelyn Glenn	g	2-7	0-3	0-0	0-7-7	3	4	2	38
4	Serena Sundell	g	5-7	2-3	1-1	0-1-1	0	13	3	27
5	Brylee Glenn	g	0-1	0-1	2-2	0-6-6	1	2	0	17
12	Gabby Gregory	g	1-7	1-3	2-2	0-2-2	1	5	9	31
1	Zyanna Walker	g	5-9	0-2	2-2	2-2-4	1	12	1	23
11	Taryn Sides	g	3-6	2-4	0-0	0-2-2	0	8	5	19
30	Gisela Sanchez	g	0-3	0-0	0-0	1-4-5	0	0	1	11
32	Imani Lester	g	0-0	0-0	1-2	1-0-1	1	1	0	4
TEAM						1-1-2				
Totals		27-55	5-16	13-17	13-28-41	8	72	22	200	

	1st Q	2nd Q	3rd Q	4th Q	Game
Field Goals	.500	.462	.500	.500	.491
Three-Point FG	.200	.400	.250	.500	.313
Free Throws	.000	.667	.875	.667	.765

Blocks: 5 (Lee, 2; J. Glenn, 2; Sundell); Steals: 15 (Walker, 4; Sundell, 3; Lee, 2; J. Glenn, 2; Lester, 2; B. Glenn; Gregory)

Officials: Maj Forsberg, Lisa Jones, Bill Laranca
 Technical Fouls: Houston-None; Kansas State-None | Attendance: 3397
















Score by Periods	1st	2nd	3rd	4th	Total
Houston	13	11	9	5	38
Kansas State	13	16	22	21	72

GAME 16 (11/12) Kansas State 72 56

UCF
 January 6, 2024 | Orlando, Fla.

Kansas State (15-1, 3-0)										
No.	N A M E	FG	3FG	FT	RB	PF	TP	A	MIN	
50	Ayoka Lee	c	6-9	0-0	0-1	1-5-6	2	12	0	28
3	Jaelyn Glenn	g	7-7	2-2	0-0	0-3-3	1	16	2	36
4	Serena Sundell	g	10-14	2-3	0-0	1-3-4	3	22	2	35
5	Brylee Glenn	g	1-1	0-0	0-0	0-2-2	1	2	1	12
12	Gabby Gregory	g	3-9	0-4						

2023-24 PLAYER QUICK HIT STATS & NOTES

1		Zyanna WALKER Guard 5-8 R-Fr-TR Wichita, Kan. / Louisville	<table border="1"> <thead> <tr> <th></th> <th>GP/S</th> <th>MIN</th> <th>PTS</th> <th>REB</th> <th>AST</th> <th>FG</th> <th>3FG</th> <th>FT</th> </tr> </thead> <tbody> <tr> <td>23-24</td> <td>16/0</td> <td>18.8</td> <td>7.6</td> <td>3.7</td> <td>1.5</td> <td>.500</td> <td>.357</td> <td>.800</td> </tr> <tr> <td>Career*</td> <td>21/0</td> <td>16.8</td> <td>6.4</td> <td>3.1</td> <td>1.2</td> <td>.509</td> <td>.367</td> <td>.800</td> </tr> </tbody> </table> <p>* - Total includes a season at Louisville (2022-23)</p>		GP/S	MIN	PTS	REB	AST	FG	3FG	FT	23-24	16/0	18.8	7.6	3.7	1.5	.500	.357	.800	Career*	21/0	16.8	6.4	3.1	1.2	.509	.367	.800	<ul style="list-style-type: none"> • Career-high 14 pts vs. Oral Roberts (12/18/23) • Career-high 7 rebs vs. Missouri (12/9/23) • Career-high 7 assts vs. Southern (12/20/23) • Career-high 4 stls vs. Houston (1/3/24) • 2022 Kansas Gatorade Player of the Year
	GP/S	MIN	PTS	REB	AST	FG	3FG	FT																							
23-24	16/0	18.8	7.6	3.7	1.5	.500	.357	.800																							
Career*	21/0	16.8	6.4	3.1	1.2	.509	.367	.800																							
2		Ja'Mia HARRIS Guard 5-11 R-Fr-SQ Lancaster, Texas / DeSoto HS	<table border="1"> <thead> <tr> <th></th> <th>GP/S</th> <th>MIN</th> <th>PTS</th> <th>REB</th> <th>AST</th> <th>FG</th> <th>3FG</th> <th>FT</th> </tr> </thead> <tbody> <tr> <td>23-24</td> <td>11/0</td> <td>8.3</td> <td>1.8</td> <td>0.5</td> <td>0.4</td> <td>.250</td> <td>.214</td> <td>.750</td> </tr> <tr> <td>Career</td> <td>12/0</td> <td>8.5</td> <td>1.9</td> <td>0.6</td> <td>0.5</td> <td>.250</td> <td>.235</td> <td>.750</td> </tr> </tbody> </table>		GP/S	MIN	PTS	REB	AST	FG	3FG	FT	23-24	11/0	8.3	1.8	0.5	0.4	.250	.214	.750	Career	12/0	8.5	1.9	0.6	0.5	.250	.235	.750	<ul style="list-style-type: none"> • Career-high 5 pts vs. Wisconsin (11/19/23) • Career-high 2 stls vs. Wisconsin (11/19/23) • Named 2022 Texas 6A State Championship MVP • 2022 McDonald's All-American nominee • Averaged 17 ppg & 5 rpg in senior season • 2020 Texas 6A Offensive MVP
	GP/S	MIN	PTS	REB	AST	FG	3FG	FT																							
23-24	11/0	8.3	1.8	0.5	0.4	.250	.214	.750																							
Career	12/0	8.5	1.9	0.6	0.5	.250	.235	.750																							
3		Jaelyn GLENN Guard 6-1 Jr.-2L Kansas City, Mo. / The Barstow School	<table border="1"> <thead> <tr> <th></th> <th>GP/S</th> <th>MIN</th> <th>PTS</th> <th>REB</th> <th>AST</th> <th>FG</th> <th>3FG</th> <th>FT</th> </tr> </thead> <tbody> <tr> <td>23-24</td> <td>16/16</td> <td>28.8</td> <td>6.8</td> <td>3.9</td> <td>2.3</td> <td>.416</td> <td>.306</td> <td>.556</td> </tr> <tr> <td>Career</td> <td>84/81</td> <td>31.0</td> <td>8.6</td> <td>4.6</td> <td>2.1</td> <td>.387</td> <td>.333</td> <td>.624</td> </tr> </tbody> </table> <p>Career 20-pt Games: 3 (Last - 21, at Oklahoma 3/1/23)</p>		GP/S	MIN	PTS	REB	AST	FG	3FG	FT	23-24	16/16	28.8	6.8	3.9	2.3	.416	.306	.556	Career	84/81	31.0	8.6	4.6	2.1	.387	.333	.624	<ul style="list-style-type: none"> • Career-high 23 pts vs. Northern Arizona (11/25/22) • Career-high 6 3s at West Virginia (11/8/22) • Career-high 8 assts vs. ACU (11/23/21) • Career-high 11 rebs - twice • Career-high 6 stls - four times • Three career double-doubles
	GP/S	MIN	PTS	REB	AST	FG	3FG	FT																							
23-24	16/16	28.8	6.8	3.9	2.3	.416	.306	.556																							
Career	84/81	31.0	8.6	4.6	2.1	.387	.333	.624																							
4		Serena SUNDELL Guard 6-1 Jr.-2L Maryville, Mo. / Maryville HS	<table border="1"> <thead> <tr> <th></th> <th>GP/S</th> <th>MIN</th> <th>PTS</th> <th>REB</th> <th>AST</th> <th>FG</th> <th>3FG</th> <th>FT</th> </tr> </thead> <tbody> <tr> <td>23-24</td> <td>16/16</td> <td>27.2</td> <td>10.1</td> <td>3.8</td> <td>4.6</td> <td>.546</td> <td>.375</td> <td>.654</td> </tr> <tr> <td>Career</td> <td>85/85</td> <td>31.8</td> <td>11.9</td> <td>4.1</td> <td>5.1</td> <td>.448</td> <td>.325</td> <td>.795</td> </tr> </tbody> </table> <p>Two-time All-Big 12 Honorable Mention 2022 Big 12 All-Freshman Team Career 20-pt Games: 14 (Last - 22, at UCF, 1/6/24)</p>		GP/S	MIN	PTS	REB	AST	FG	3FG	FT	23-24	16/16	27.2	10.1	3.8	4.6	.546	.375	.654	Career	85/85	31.8	11.9	4.1	5.1	.448	.325	.795	<ul style="list-style-type: none"> • 45th player at K-State w/ 1,000 career pts (1,014) • Career-high 33 pts at Oklahoma (3/1/23) • Ranks 6th at K-State for career assists (434) • Career-high 11 assts vs. Iowa St. (1/11/22) • 1st K-State player w/ 1,000 pts/400 assts/50 blks • Owns school career record for blocks by a guard (59)
	GP/S	MIN	PTS	REB	AST	FG	3FG	FT																							
23-24	16/16	27.2	10.1	3.8	4.6	.546	.375	.654																							
Career	85/85	31.8	11.9	4.1	5.1	.448	.325	.795																							
5		Brylee GLENN Guard 6-0 Jr.-2L Kansas City, Mo./ The Barstow School	<table border="1"> <thead> <tr> <th></th> <th>GP/S</th> <th>MIN</th> <th>PTS</th> <th>REB</th> <th>AST</th> <th>FG</th> <th>3FG</th> <th>FT</th> </tr> </thead> <tbody> <tr> <td>23-24</td> <td>16/16</td> <td>16.9</td> <td>6.1</td> <td>2.1</td> <td>1.0</td> <td>.513</td> <td>.361</td> <td>.875</td> </tr> <tr> <td>Career</td> <td>84/75</td> <td>24.9</td> <td>7.9</td> <td>2.6</td> <td>1.3</td> <td>.397</td> <td>.275</td> <td>.740</td> </tr> </tbody> </table> <p>2022 Big 12 All-Freshman Team Career 20-pt Games: 1 (Last - 24, vs. Texas Tech 1/14/23)</p>		GP/S	MIN	PTS	REB	AST	FG	3FG	FT	23-24	16/16	16.9	6.1	2.1	1.0	.513	.361	.875	Career	84/75	24.9	7.9	2.6	1.3	.397	.275	.740	<ul style="list-style-type: none"> • Career-high 24 vs. Texas Tech (1/14/23) • Career-high 8 rebs vs. Northwestern State (11/27/21) • Career-high 6 stls vs. Northern Colorado (12/18/22) • Career-high 2 blks - four times • Career-high 5 assts - twice • 3x Big 12 Freshman of the Week in 2021-22
	GP/S	MIN	PTS	REB	AST	FG	3FG	FT																							
23-24	16/16	16.9	6.1	2.1	1.0	.513	.361	.875																							
Career	84/75	24.9	7.9	2.6	1.3	.397	.275	.740																							
10		Mikayla PARKS Guard 5-10 So.-1L Norman, Okla.	<table border="1"> <thead> <tr> <th></th> <th>GP/S</th> <th>MIN</th> <th>PTS</th> <th>REB</th> <th>AST</th> <th>FG</th> <th>3FG</th> <th>FT</th> </tr> </thead> <tbody> <tr> <td>23-24</td> <td>9/0</td> <td>4.5</td> <td>0.8</td> <td>0.6</td> <td>0.3</td> <td>.133</td> <td>.111</td> <td>1.000</td> </tr> <tr> <td>Career</td> <td></td> <td></td> <td></td> <td></td> <td></td> <td></td> <td></td> <td></td> </tr> </tbody> </table> <p>Redshirt</p>		GP/S	MIN	PTS	REB	AST	FG	3FG	FT	23-24	9/0	4.5	0.8	0.6	0.3	.133	.111	1.000	Career									<ul style="list-style-type: none"> • Redshirt in 2023-24 • 2022 Oklahoma Coaches Association All-State Team • Two-time Class 6A First Team All-State Tournament selection • Averaged 11 points while shooting 42 percent from the field and 37 percent from the 3-point line, four rebounds and two assists
	GP/S	MIN	PTS	REB	AST	FG	3FG	FT																							
23-24	9/0	4.5	0.8	0.6	0.3	.133	.111	1.000																							
Career																															
11		Taryn SIDES Guard 5-6 Fr.-HS Phillipsburg, Kan. / Phillipsburg HS	<table border="1"> <thead> <tr> <th></th> <th>GP/S</th> <th>MIN</th> <th>PTS</th> <th>REB</th> <th>AST</th> <th>FG</th> <th>3FG</th> <th>FT</th> </tr> </thead> <tbody> <tr> <td>23-24</td> <td>16/0</td> <td>18.5</td> <td>5.1</td> <td>3.1</td> <td>4.6</td> <td>.342</td> <td>.367</td> <td>.846</td> </tr> <tr> <td>Career</td> <td>16/0</td> <td>18.5</td> <td>5.1</td> <td>3.1</td> <td>4.6</td> <td>.342</td> <td>.367</td> <td>.846</td> </tr> </tbody> </table>		GP/S	MIN	PTS	REB	AST	FG	3FG	FT	23-24	16/0	18.5	5.1	3.1	4.6	.342	.367	.846	Career	16/0	18.5	5.1	3.1	4.6	.342	.367	.846	<ul style="list-style-type: none"> • Career-high 10 pts (2x) • Career-high 10 assts vs. Oral Roberts (12/18/23) • 3rd nation in asst/turnover ratio (4.06) • Career-high 7 rebs vs. Southern (12/20/23) • 4x KBCA All-State recipient • 2x Kansas 3A Player of the Year
	GP/S	MIN	PTS	REB	AST	FG	3FG	FT																							
23-24	16/0	18.5	5.1	3.1	4.6	.342	.367	.846																							
Career	16/0	18.5	5.1	3.1	4.6	.342	.367	.846																							
12		Gabby GREGORY Guard 6-0 Gr.-1L Tulsa, Okla. / Oklahoma	<table border="1"> <thead> <tr> <th></th> <th>GP/S</th> <th>MIN</th> <th>PTS</th> <th>REB</th> <th>AST</th> <th>FG</th> <th>3FG</th> <th>FT</th> </tr> </thead> <tbody> <tr> <td>23-24</td> <td>16/16</td> <td>25.0</td> <td>9.1</td> <td>3.8</td> <td>3.9</td> <td>.365</td> <td>.273</td> <td>.629</td> </tr> <tr> <td>Career*</td> <td>123/94</td> <td>28.8</td> <td>12.8</td> <td>4.2</td> <td>1.8</td> <td>.397</td> <td>.321</td> <td>.832</td> </tr> </tbody> </table> <p>* - Total includes three seasons at Oklahoma 2023 All-Big 12 First Team 2019-20 Big 12 All-Freshman Team Career 20-pt Games: 26 (Last - 21, at Washington, 3/24/23)</p>		GP/S	MIN	PTS	REB	AST	FG	3FG	FT	23-24	16/16	25.0	9.1	3.8	3.9	.365	.273	.629	Career*	123/94	28.8	12.8	4.2	1.8	.397	.321	.832	<ul style="list-style-type: none"> • 24 Drysdale, Naismith, Wooden awards candidate • Reached 1,500 career pts; Career-high 648 pts in '22-23 • 75 career games w/ 10+ pts • Career-high 162 FTS made in '22-23 • Career-high 6 3-pt FGS made (three times) • Three career double-doubles
	GP/S	MIN	PTS	REB	AST	FG	3FG	FT																							
23-24	16/16	25.0	9.1	3.8	3.9	.365	.273	.629																							
Career*	123/94	28.8	12.8	4.2	1.8	.397	.321	.832																							
14		Rebekah DALLINGER Guard 5-9 Sr.-2L Sydney, Australia / Miles (Montana) CC	<table border="1"> <thead> <tr> <th></th> <th>GP/S</th> <th>MIN</th> <th>PTS</th> <th>REB</th> <th>AST</th> <th>FG</th> <th>3FG</th> <th>FT</th> </tr> </thead> <tbody> <tr> <td>23-24</td> <td>6/0</td> <td>5.4</td> <td>1.5</td> <td>0.8</td> <td>0.3</td> <td>.571</td> <td>.500</td> <td>.000</td> </tr> <tr> <td>Career</td> <td>63/3</td> <td>13.3</td> <td>2.7</td> <td>1.3</td> <td>0.9</td> <td>.278</td> <td>.236</td> <td>.833</td> </tr> </tbody> </table>		GP/S	MIN	PTS	REB	AST	FG	3FG	FT	23-24	6/0	5.4	1.5	0.8	0.3	.571	.500	.000	Career	63/3	13.3	2.7	1.3	0.9	.278	.236	.833	<ul style="list-style-type: none"> • Career-high 12 pts vs. Morgan State (12/21/22) • Career-high 7 assts vs. Utah Tech (11/20/22) • Made two or more 3-pt FGS eight times • 2021 Two-Year Player of the Year by WBCA • 2021 NCAA Division I Player of the Year • 2021 WBCA Two-Year All-America First Team
	GP/S	MIN	PTS	REB	AST	FG	3FG	FT																							
23-24	6/0	5.4	1.5	0.8	0.3	.571	.500	.000																							
Career	63/3	13.3	2.7	1.3	0.9	.278	.236	.833																							
15		Heavenly GREER Forward 6-3 Jr.-1L Phoenix, Ariz. / Oklahoma	<table border="1"> <thead> <tr> <th></th> <th>GP/S</th> <th>MIN</th> <th>PTS</th> <th>REB</th> <th>AST</th> <th>FG</th> <th>3FG</th> <th>FT</th> </tr> </thead> <tbody> <tr> <td>23-24</td> <td>13/0</td> <td>6.5</td> <td>1.6</td> <td>1.8</td> <td>0.0</td> <td>.400</td> <td>.000</td> <td>.714</td> </tr> <tr> <td>Career*</td> <td>53/0</td> <td>7.2</td> <td>2.0</td> <td>2.1</td> <td>0.1</td> <td>.441</td> <td>.000</td> <td>.634</td> </tr> </tbody> </table> <p>* - Total includes a season at Oklahoma</p>		GP/S	MIN	PTS	REB	AST	FG	3FG	FT	23-24	13/0	6.5	1.6	1.8	0.0	.400	.000	.714	Career*	53/0	7.2	2.0	2.1	0.1	.441	.000	.634	<ul style="list-style-type: none"> • 23 Academic All-Big 12 Second Team • Career-high 10 pts at Baylor (1/18/23) • Career-high 10 rebs vs. Texas State (12/13/20) • Career-high 3 blks - twice • Redshirt in 2021-22 • Rated #23 PF in nation by ESPN.com in 2020
	GP/S	MIN	PTS	REB	AST	FG	3FG	FT																							
23-24	13/0	6.5	1.6	1.8	0.0	.400	.000	.714																							
Career*	53/0	7.2	2.0	2.1	0.1	.441	.000	.634																							
21		Eliza MAUPIN Forward 6-4 So.-1L Webster Groves, Mo. / Webster Groves HS	<table border="1"> <thead> <tr> <th></th> <th>GP/S</th> <th>MIN</th> <th>PTS</th> <th>REB</th> <th>AST</th> <th>FG</th> <th>3FG</th> <th>FT</th> </tr> </thead> <tbody> <tr> <td>23-24</td> <td>12/0</td> <td>6.1</td> <td>2.2</td> <td>1.7</td> <td>0.3</td> <td>.625</td> <td>.000</td> <td>.462</td> </tr> <tr> <td>Career</td> <td>48/1</td> <td>10.8</td> <td>3.6</td> <td>2.6</td> <td>0.3</td> <td>.579</td> <td>.000</td> <td>.580</td> </tr> </tbody> </table>		GP/S	MIN	PTS	REB	AST	FG	3FG	FT	23-24	12/0	6.1	2.2	1.7	0.3	.625	.000	.462	Career	48/1	10.8	3.6	2.6	0.3	.579	.000	.580	<ul style="list-style-type: none"> • Career-high 14 pts at Oklahoma (3/1/23) • Six games w/ 10+ pts • Career-high 10 rebs - twice • Two career double-doubles • #21 prospect in Class of 2022 by Prep Girls Hoops Missouri
	GP/S	MIN	PTS	REB	AST	FG	3FG	FT																							
23-24	12/0	6.1	2.2	1.7	0.3	.625	.000	.462																							
Career	48/1	10.8	3.6	2.6	0.3	.579	.000	.580																							
30		Gisela SANCHEZ Forward 6-3 So.-TR Barcelona, Spain / Arizona	<table border="1"> <thead> <tr> <th></th> <th>GP/S</th> <th>MIN</th> <th>PTS</th> <th>REB</th> <th>AST</th> <th>FG</th> <th>3FG</th> <th>FT</th> </tr> </thead> <tbody> <tr> <td>23-24</td> <td>16/0</td> <td>18.2</td> <td>6.6</td> <td>4.6</td> <td>1.4</td> <td>.420</td> <td>.200</td> <td>.762</td> </tr> <tr> <td>Career*</td> <td>36/0</td> <td>12.1</td> <td>4.5</td> <td>2.8</td> <td>0.8</td> <td>.427</td> <td>.293</td> <td>.773</td> </tr> </tbody> </table> <p>* - Total includes a season at Arizona</p>		GP/S	MIN	PTS	REB	AST	FG	3FG	FT	23-24	16/0	18.2	6.6	4.6	1.4	.420	.200	.762	Career*	36/0	12.1	4.5	2.8	0.8	.427	.293	.773	<ul style="list-style-type: none"> • Won bronze w/ Spain's 2023 FIBA U20 Women's European Championship team • Career-high 15 pts twice • Career-high 10 rebs vs. Iowa (11/26/23) • Career-high 4 assts vs. Jackson State (12/1/23) • 2nd player in program history from Spain
	GP/S	MIN	PTS	REB	AST	FG	3FG	FT																							
23-24	16/0	18.2	6.6	4.6	1.4	.420	.200	.762																							
Career*	36/0	12.1	4.5	2.8	0.8	.427	.293	.773																							
32		Imani LESTER Forward 6-3 R-Fr-TR Raleigh, N.C. / Louisville	<table border="1"> <thead> <tr> <th></th> <th>GP/S</th> <th>MIN</th> <th>PTS</th> <th>REB</th> <th>AST</th> <th>FG</th> <th>3FG</th> <th>FT</th> </tr> </thead> <tbody> <tr> <td>23-24</td> <td>13/0</td> <td>5.1</td> <td>1.6</td> <td>1.8</td> <td>0.2</td> <td>.350</td> <td>.000</td> <td>.636</td> </tr> <tr> <td>Career</td> <td>13/0</td> <td>5.1</td> <td>1.6</td> <td>1.8</td> <td>0.2</td> <td>.350</td> <td>.000</td> <td>.636</td> </tr> </tbody> </table>		GP/S	MIN	PTS	REB	AST	FG	3FG	FT	23-24	13/0	5.1	1.6	1.8	0.2	.350	.000	.636	Career	13/0	5.1	1.6	1.8	0.2	.350	.000	.636	<ul style="list-style-type: none"> • Career-high 6 pts at Cincinnati (12/30/23) • Transferred from Louisville (DNP in '22-23) • Ranked #57 overall & 8th best post player by espnW Hoopgurlz • Won 2022 NCISAA state title w/ North Raleigh Christian Academy
	GP/S	MIN	PTS	REB	AST	FG	3FG	FT																							
23-24	13/0	5.1	1.6	1.8	0.2	.350	.000	.636																							
Career	13/0	5.1	1.6	1.8	0.2	.350	.000	.636																							
35		Alexis HESS Forward 6-2 Fr.-HS Blandon, Pa. / Fleetwood Area HS	<table border="1"> <thead> <tr> <th></th> <th>GP/S</th> <th>MIN</th> <th>PTS</th> <th>REB</th> <th>BLK</th> <th>FG</th> <th>3FG</th> <th>FT</th> </tr> </thead> <tbody> <tr> <td>23-24</td> <td>-</td> <td>-</td> <td>-</td> <td>-</td> <td>-</td> <td>-</td> <td>-</td> <td>-</td> </tr> <tr> <td>Career</td> <td>-</td> <td>-</td> <td>-</td> <td>-</td> <td>-</td> <td>-</td> <td>-</td> <td>-</td> </tr> </tbody> </table> <p>Redshirt</p>		GP/S	MIN	PTS	REB	BLK	FG	3FG	FT	23-24	-	-	-	-	-	-	-	-	Career	-	-	-	-	-	-	-	-	<ul style="list-style-type: none"> • Redshirt in 2023-24 • 2023 McDonald's All-American nominee • 2022 Pennsylvania Class 5A All-State First Team • 2021 Pennsylvania Class 5A All-State Third Team • 4x Pennsylvania Class 5A All-County
	GP/S	MIN	PTS	REB	BLK	FG	3FG	FT																							
23-24	-	-	-	-	-	-	-	-																							
Career	-	-	-	-	-	-	-	-																							
50		Ayoka LEE Center 6-6 Sr.-3L Byron, Minn. / Byron HS	<table border="1"> <thead> <tr> <th></th> <th>GP/S</th> <th>MIN</th> <th>PTS</th> <th>REB</th> <th>BLK</th> <th>FG</th> <th>3FG</th> <th>FT</th> </tr> </thead> <tbody> <tr> <td>22-23</td> <td>16/16</td> <td>24.9</td> <td>19.8</td> <td>8.2</td> <td>2.5</td> <td>.679</td> <td>1.000</td> <td>.710</td> </tr> <tr> <td>Career</td> <td>103/103</td> <td>29.6</td> <td>19.2</td> <td>9.9</td> <td>2.7</td> <td>.594</td> <td>1.000</td> <td>.757</td> </tr> </tbody> </table> <p>2022 All-America 1st Team (SI & The Athletic) 2022 All-America 2nd Team (AP & USBWA) Career 20-pt Games: 44 (Last - 27, vs. Houston 1/3/24)</p>		GP/S	MIN	PTS	REB	BLK	FG	3FG	FT	22-23	16/16	24.9	19.8	8.2	2.5	.679	1.000	.710	Career	103/103	29.6	19.2	9.9	2.7	.594	1.000	.757	<ul style="list-style-type: none"> • 24 Leslie & Naismith awards candidate • NCAA record 61 pts vs. Oklahoma (1/23/22) • 54 career double-doubles; 1st player in program history with a 20-pt/20-reb double-double (2x) • 1st K-State player w/ 1900 pts/1000 rebs/250 blks • 2x CoSIDA Academic All-American
	GP/S	MIN	PTS	REB	BLK	FG	3FG	FT																							
22-23	16/16	24.9	19.8	8.2	2.5	.679	1.000	.710																							
Career	103/103	29.6	19.2	9.9	2.7	.594	1.000	.757																							