



NEBRASKA BASKETBALL

2023-24 GAME NOTES



GAME 18

OPPONENT: AT RUTGERS
DATE: WED., JAN. 17
TIPOFF: 6 P.M. (CT)
LOCATION: PISCATAWAY, N.J.
ARENA: JERSEY MIKE'S ARENA

GAME AT A GLANCE



Rutgers Scarlet Knights
2023-24 Record:9-7 (1-4 B1G)
Head Coach: Steve Pikiell
Record at School: 126-113 (8th year)
Career Record: 323-287 (20th year)



Huskers Radio Network
Play-by-Play: Kent Pavelka
Analyst: Jake Muhleisen



Nebraska Cornhuskers
2023-24 Record:13-4 (3-3 B1G)
Head Coach: Fred Hoiberg
Record at Nebraska: 54-87 (5th year)
Career Record: 168-143 (10th year)



Big Ten Network
Play-by-Play: Jason Horowitz
Analyst: Jess Settles

2023-24 SCHEDULE

Date	AP Rk.	Opponent	TV/Online	Time
Nov. 6		Lindenwood	B1G+	W 84-52
Nov. 9		Florida A&M	B1G+	W, 81-54
Nov. 13		Rider (Cornhusker Classic)	BTN	W, 64-50
Nov. 15		Stony Brook (Cornhusker Classic)	B1G+	W, 84-63
Nov. 18		vs. Oregon State	Peacock	W, 84-63
Nov. 22		Duquesne (Cornhusker Classic)	BTN	W, 89-79
Nov. 26		Cal State Fullerton	B1G+	W, 85-72
Dec. 3		No. 15 Creighton	FS1	L, 60-89
Dec. 6		at Minnesota *	BTN	L, 65-76
Dec. 10		Michigan State *	BTN	W, 77-70
Dec. 17		at Kansas State	Big 12 Now (ESPN+)	W, 62-46
Dec. 20		North Dakota	B1G+	W, 83-75
Dec. 29		South Carolina State	B1G+	W, 91-62
Jan. 3		Indiana *	BTN	W, 86-70
Jan. 6		at No. 21 Wisconsin *	BTN	L, 72-88
Jan. 9		No. 1 Purdue *	Peacock	W, 88-72
Jan. 12		at Iowa *	BTN	L, 76-94
Jan. 17		at Rutgers *	BTN	6 p.m.
Jan. 20		Northwestern *	BTN	1:15 p.m.
Jan. 23		Ohio State *	Peacock	6 p.m.
Jan. 27		at Maryland *	BTN	11 a.m.
Feb. 1		Wisconsin *	BTN	7:30 p.m.
Feb. 4		at Illinois *	BTN	5:30 p.m.
Feb. 7		at Northwestern *	BTN	8 p.m.
Feb. 10		Michigan *	BTN	5:30 p.m.
Feb. 17		Penn State *	BTN	11 a.m.
Feb. 21		at Indiana *	BTN	7:30 p.m.
Feb. 25		Minnesota *	BTN	5:30 p.m.
Feb. 29		at Ohio State *	FS1	5:30 p.m.
March 3		Rutgers *	BTN	5:30 p.m.
March 10		at Michigan *	BTN	11 a.m.
March 13-17		at Big Ten Tournament	TBA	TBA

*-Big Ten Conference Game; Home games are in red and bold

ON THE AIR

Radio: Wednesday's game will be carried on the Huskers Radio Network with Kent Pavelka and Jake Muhleisen on the call, including KLIN (1400 AM) in Lincoln, KXSP (590 AM) in Omaha and KRVN (880 AM) in Lexington and will also be available on Huskers.com and the Huskers app. The pregame show begins an hour before tipoff.

TV/Online: Wednesday's game will be on BTN with Jason Horowitz & Jess Settles on the call. It will also be available online on the Fox Sports app.

HUSKERS LOOK TO BOUNCE BACK AT RUTGERS WEDNESDAY NIGHT

The Nebraska men's basketball team wraps up a stretch of three road games in a four-game span this Wednesday, Jan. 17, as the Huskers travel to Rutgers for a matchup with the Scarlet Knights. Tipoff at Jersey Mike's Arena is slated for 6 p.m. (central) and the game will be carried on the Big Ten Network and the Huskers Radio Network.

Nebraska (13-4, 3-3 Big Ten) looks to regroup after dropping a 94-76 decision at Iowa Friday night in blizzard conditions that forced the Huskers to stay in Iowa City until Saturday. After falling behind 17-2 in the first seven minutes, Nebraska fought all the way back and led 50-49 with 16:50 left in the second half before the Hawkeyes took control with an 18-4 run. Iowa shot 59.4 percent in the second half with eight 3-pointers to seize control. Rienk Mast and Josiah Allick led NU with 14 points apiece, but the Huskers struggled from 3-point range, going 4-of-26 from beyond the arc. That snapped a streak of three straight games with at least 10 3-pointers for the Big Red.

Mast has been an anchor for the Husker frontcourt, as the 6-foot-10 junior averages 13.3 points, 8.5 rebound and 2.9 assists per game in his first year after transferring from Bradley. He is averaging 14.3 ppg over the last four games after missing NU's final two non-conference games following a procedure on his knee. Allick, who started the two games that Mast missed, has been efficient on the offensive end, averaging 7.5 points per game on 77 percent shooting over NU's last six contests.

Rutgers (9-7, 1-4 Big Ten) comes off a 73-55 loss at Michigan State on Sunday in East Lansing. Aundre Hyatt finished with a team-high 14 points, including a trio of 3-pointers, while Mawot Mag added 12 points and five boards. The Spartans held Rutgers to 37 percent shooting and were outrebounded 37-30. Rutgers has been tough at home, going 8-1 in Jersey Mike's Arena.

80.5

Nebraska has averaged 80.5 points per game during its four games this month. NU will be tested against a Rutgers defense that allows 64.3 points per game to rank second in the Big Ten.

2023-24 ROSTER AT A GLANCE

No	Name	Pos.	Ht.	Wt.	Yr.	Hometown	GP/GS	MPG	PPG	RPG	APG	BPG	SPG
0	C.J. Wilcher	G	6-5	214	Jr.	Plainfield, N.J.	17/2	16.8	8.2	1.9	0.8	0.3	0.5
1	Sam Hoiberg	G	6-0	183	So.	Lincoln, Neb.	17/0	18.8	4.4	2.8	1.7	0.2	1.1
2	Ramel Lloyd Jr.	G	6-6	210	RFr.	Woodland Hills, Calif.	-/-						
3	Brice Williams	G	6-7	213	Jr.	Huntersville, N.C.	17/17	27.4	12.8	5.5	2.8	0.8	0.9
4	Juwan Gary	F	6-6	221	Jr.	Columbia, S.C.	14/8	24.8	11.9	5.8	1.3	0.9	0.2
5	Ahron Ulis	G	6-3	190	Jr.	Chicago, Ill.	-/-						
9	Jarron Coleman	G	6-5	213	Sr.	Indianapolis, Ind.	10/0	13.7	2.7	2.0	2.6	0.3	0.1
10	Jamarques Lawrence	G	6-3	182	So.	Plainfield, N.J.	17/17	23.8	5.8	3.5	2.4	0.0	0.8
11	Eli Rice	G	6-8	213	Fr.	Gallatin, Tenn.	13/0	9.7	4.4	1.4	0.4	0.2	0.2
15	Blaise Keita	F	6-11	257	Jr.	Bamako, Republic of Mali	-/-						
21	Matar Diop	F	6-10	213	Fr.	Dakar, Senegal	10/0	5.2	0.9	1.0	0.3	0.2	0.2
24	Jeff Grace	G	6-3	197	So.	Elmhurst, Ill.	6/0	2.3	1.0	0.3	0.2	0.0	0.0
30	Keisei Tominaga	G	6-2	179	Sr.	Moriyama Nagoya Aichi, Japan	15/15	25.6	14.5	1.8	1.3	0.0	1.0
31	Cale Jacobsen	G	6-4	200	Fr.	Ashland, Neb.	10/0	4.1	0.9	0.3	0.4	0.0	0.1
35	Henry Burt	F	6-7	217	Fr.	Omaha, Neb.	4/0	1.8	0.5	0.5	0.0	0.0	0.0
51	Rienk Mast	F	6-10	248	Jr.	Groningen, Netherlands	15/15	29.9	13.3	8.5	2.9	0.2	0.3
53	Josiah Allick	F	6-8	231	Sr.	Lincoln, Neb.	16/11	23.1	6.8	5.1	1.4	0.3	0.7

2023-24 NEBRASKA BASKETBALL ROSTER

No.	VL	Name	Pos.	Ht.	Wt.	Yr.	Hometown	Previous School	X/Twitter	Instagram
0	**	C.J. Wilcher	G	6-5	214	Jr.	Plainfield, N.J.	Xavier	@CJWilcher	cj_wilcher
1	*	Sam Hoiberg	G	6-0	183	So.	Lincoln, Neb.	Pius X	@samhoiberg	samhoiberg
2		Ramel Lloyd Jr.	G	6-6	204	RFr.	Woodland Hills, Calif.	Sierra Canyon	@ramellloyd22	ramellloyd
3		Brice Williams	G	6-7	213	Jr.	Huntersville, N.C.	Charlotte	@bgotit_	blavish
4	*	Juwan Gary	F	6-6	215	Jr.	Columbia, S.C.	Alabama	@takflight24	wanwitdabutter
5		Ahron Ulis	G	6-3	190	Jr.	Chicago, Ill.	Iowa	@AhronUlis	ahron1_
9		Jarron Coleman	G	6-5	213	Sr.	Indianapolis, Ind.	Ball State	@jarron_coleman	front1neboog
10	*	Jamarques Lawrence	G	6-3	183	So.	Plainfield, N.J.	Roselle Catholic	@JLawrence10_	rf.jaymar
11		Eli Rice	G	6-8	213	Fr.	Gallatin, Tenn.	IMG Academy	@iamelirice	iamelirice
15	*	Blaise Keita	F	6-11	257	Jr.	Bamako, Republic of Mali	Coffeyville Community College	@Blaisekeita15	blaise.keita
21		Matar Diop	F	6-10	213	Fr.	Dakar, Senegal	Keystone Athletic Academy	@dmatar832	deerfam_21
24	*	Jeffrey Grace III	G	6-3	197	So.	Elmhurst, Ill.	Arizona State	@JeffreyGraceIII	ig3is23
30	**	Keisei Tominaga	G	6-2	179	Sr.	Moriyama Nagoya Aichi, Japan	Ranger College	@KeiseiTominaga	keisei.kbz30
31		Cale Jacobsen	G	6-4	200	RFr.	Ashland, Neb.	Ashland-Greenwood	@calejacobsen_	calejacobsen_
35		Henry Burt	F	6-7	216	RFr.	Omaha, Neb.	Elkhorn South	@HenryBurt15	henryburt0
51		Rienk Mast	F	6-10	248	Jr.	Groningen, Netherlands	Bradley		rienk_mast
53		Josiah Allick	F	6-8	231	Sr.	Lincoln, Neb.	New Mexico	@allick_josiah	josiahallick

2023-24 NEBRASKA BASKETBALL COACHING STAFF

Head Coach

Fred Hoiberg, fifth season (Iowa State, 1995)

Assistant Coaches

Adam Howard, second season (Western Kentucky, 2008)

Nate Loenser, third season (Iowa State, 2002)

Ernie Zeigler, second season (Cleary, 1994)

Support Staff

Director of Men's Basketball Strength & Conditioning: Kurt Joseph
 Dir. of Basketball Strategies & Business Operations: Luca Virgilio
 Assistant Director of Basketball Operations: Sheryl Burbach
 Director of Player Development: Emmanuel Tommy
 Video Coordinator: Michael Bania
 Recruiting Coordinator: Pady Borders
 Graduate Managers: Nihilo Ibarra, Justin Moore, Joey St. Pierre
 Athletic Trainer: Andrew McCabe
 Team Nutritionist: Jake Blattner
 Sports Psychologist: Heather Kiefer
 NAPL Director: Matt Thome
 Equipment Manager: Pat Norris

PRONUNCIATION GUIDE

Name	Pronunciation
Josiah Allick	AL-ick
Matar Diop	MA-tar JOPE (as in hope)
Blaise Keita	Blaze KAY-ta
Juwan Gary	Juh-WAHN
Rienk Mast	RINK
Keisei Tominaga	Kay-say Toe-me-nawga
Ahron Ulis	YOU-liss
C.J. Wilcher	WILL-chur

HUSKERS RADIO NETWORK



KENT PAVELKA

- Is in his 37th season of calling Husker men's basketball
- Called NU basketball for two stretches from 1974-1996 before returning to play-by-play duties full time in 2006-07
- Called his 1,000th Husker basketball game in 2018-19
- Six-time Nebraska Sportscaster of the Year who was inducted into the Nebraska Broadcasters Hall of Fame in 2019



JAKE MUHLEISEN

- Is in his sixth season as full-time color analyst after serving in a part-time basis for five seasons
- Was a four-year starter at guard for Nebraska from 2002-05
- Three-year team captain and started 98 games in his career
- Served as a graduate assistant at Creighton from 2005-07

City	Station	Frequency
Ainsworth	KBRB	1400 AM
Alliance	KCOW	1400 AM
Beatrice	KWBE	1450 AM
Broken Bow	KBBN	95.3 FM
Chadron	KCSR	610 AM
Columbus	KJSK	900 AM
Cozad	KAMI	1580 AM
Fairbury	KGMT	1310 AM
Falls City	KTNC	1230 AM
Fremont	KFMT	105.5 FM
Grand Island	KRGI	1430 AM
Hastings	KHAS	1230 AM
Hastings	KLIQ	94.5 FM
Holdrege	KUVR	1380 AM
Imperial	KADL	102.9 FM
Kearney	KGFV	1340 AM
Lexington	KRVN	880 AM
Lincoln	KLIN	1400 AM
Lincoln	KLIN	99.3 FM
McCook	KSWN	93.9 FM
McCook	KZMC	102.1 FM
Nebraska City	KNCY	1600 AM
Norfolk	KNEN	94.7 FM
North Platte	KODY	1240 AM
Omaha	KXSP	590 AM
Scottsbluff	KNEB	960 AM
Scottsbluff	KNEB	994.1 FM
Sidney	KSID	1340 AM
Superior	KRFS	1600 AM
Superior	KRFS	103.9 FM
Valentine	KVSH	940 AM
West Point	KTIC	840 AM

Also available nationwide on Huskers.com and the Huskers App.

PROBABLE STARTERS VS. RUTGERS (BASED ON LAST GAME)



#10 JAMARQUES LAWRENCE | G | SO. | 6-3 | 185 | PLAINFIELD, N.J.

2023-24 Averages: PPG: 5.8 | RPG: 3.5 | APG: 2.4

Worth Noting: Was scoreless in 10 minutes at Iowa...Totaled 12 points, three rebounds, three assists and four steals vs. Indiana...Totaled 14 points and three assists in NU's win over North Dakota...Scored a career-high 16 points and grabbed seven boards at Minnesota...Finished with 11 points and a career-high six assists vs. Cal State Fullerton...Started last 12 games in 2022-23 season...Had a 2022-23 best 15 points against both Michigan State and at Iowa...Starred at Roselle (N.J.) Catholic, helping the school to a 29-3 record, a state title and a top-10 national finish in 2021-22...Earned first-team all-state honors as a senior, averaging 15.9 points, 5.0 rebounds and 3.5 assists per game.

Career Bests: Pts: 16 | Reb: 9 | Ast: 6 | Bl: 1 (4x) | St: 4



#30 KEISEI TOMINAGA | G | JR. | 6-2 | 179 | MORIYAMA NAGOYA AICHI, JAPAN

2023-24 Averages: PPG: 14.5 | RPG: 1.8 | APG: 1.3 | SPG: 1.0

Worth Noting: Finished with 13 points at Iowa...39 career double-figure games and 13 20+ games...Totaled 19 points, including five 3-pointers, and four assists vs. No. 1 Purdue...Scored a season-high 28 points vs. Indiana...Had nine points and career highs in both assists (four) and steals (five) at KSU...Totaled 17 points on just five FG attempts (5-5 FG, 3-3 from 3pt, 4-4 FT) against Cal St. Fullerton...Preseason All-Big Ten selection...Averaged 13.1 ppg while shooting 50% from the field and 40% from 3-point range in 2022-23...Posted a career-high 30 points vs. Penn State...Saw action in 30 games in 2021-22, averaging 5.7 points per game...Averaged 16.3 ppg at Ranger College, helping the school to the NJCAA semifinals in 2021.

Career Bests: Pts: 30 | Reb: 5 | Ast: 4 (2x) | Stl: 5



#3 BRICE WILLIAMS | G | JR. | 6-7 | 213 | HUNTERVILLE, N.C.

2023-24 Averages: PPG: 12.8 | RPG: 5.5 | APG: 2.8

Worth Noting: Grad transfer who has been in double figures 13 times in 2023-24...Held to six points at Iowa...Dished out a career high nine assists along with 11 rebounds and nine points vs. No. 1 Purdue...Totaled 15 points, six rebounds and four steals vs. Indiana...Led NU with 18 points along with six boards and four assists at Minnesota...Scored a season-high 25 points vs. Oregon State...Was a second-team Conference USA pick in 2022-23, averaging 13.8 ppg and 5.3 rpg...MVP of the CBI (16.3 ppg, 7.8 rpg, 3.0 apg)...Two-time all-district pick who averaged 21.2 ppg as a senior at Hopewell (N.C.) High School...Father (Henry) scored a school-record 2,382 points at Charlotte and is a member of the school's Hall of Fame.

Career Bests (includes Charlotte): Pts: 32 | Reb: 13 | Ast: 9 | Stl: 4



#4 JUWANGARY | F | JR. | 6-6 | 213 | COLUMBIA, S.C.

2023-24 Averages: PPG: 11.9 | RPG: 5.8 | APG: 1.3 | SPG: 1.2

Worth Noting: Totaled nine points and five boards in 14 minutes at Iowa...Had 12 points and five boards vs. No. 1 Purdue...Nine double-figure games in 2023-24...Has three double-doubles in 2023-24...Grabbed a career-high 18 boards, including 11 offensive caroms, and added 13 points at K-State...Made his first start of 2023-24 vs. Michigan State, finishing with 20 points on 8-of-11 shooting...Averaged 9.5 ppg, 6.5 rpg and 1.4 spg in 2022-23 before a season-ending shoulder injury...Played in 29 games at Alabama in 2021-22, averaging 6.5 ppg and 3.4 rpg...Helped Alabama to an SEC title and an NCAA Sweet 16 appearance in 2020-21...Ranked No. 64 nationally in the class of 2019 by ESPN, averaging 25 points and seven rebounds as a senior.

Career Bests (includes Alabama): Pts: 20 (2x) | Reb: 18 | Ast: 4 | Bl: 4 | St: 4



#51 RIENK MAST | F | JR. | 6-10 | 248 | GRONINGEN, NETHERLANDS

2023-24 Averages: PPG: 13.3 | RPG: 8.5 | APG: 2.9

Worth Noting: Led NU with 14 points at Iowa...Tallied 18 points and three assists vs. Purdue...Finished with 16 points and six rebounds at No. 21 Wisconsin...Collected fourth double-double of 2023-24 at K-State with 19 points and 12 rebounds...Had eight points, 14 rebounds and six assists vs. Michigan State...Posted season highs of 20 points and 16 rebounds against Florida A&M...Spent the summer with the Netherlands National Team...Earned All-Missouri Valley Conference honors in 2022 & 2023 at Bradley...Earned first-team All-MVC honors in '22-23, leading Bradley in both scoring (13.8 ppg) and rebounding (8.0 rpg)...Totaled nine double-doubles and ranked in the top five of the MVC in caroms (2nd) and field goal percentage (4th).

Career Bests (includes Bradley): Pts: 30 | Reb: 17 | Ast: 6 | Stl: 3 (3x) | Bl: 3 (2x)

NATIONAL POLLS

ASSOCIATED PRESS (JAN. 15)

No	Team (1st)	Record	Points	Prev.
1	UConn (39)	15-2	1,542	4
2	Purdue (20)	15-2	1,506	1
3	Kansas (3)	14-2	1,426	2
4	North Carolina (1)	13-3	1,407	7
5	Houston	14-2	1,236	2
6	Tennessee	12-4	1,147	5
7	Duke	13-3	1,130	11
8	Kentucky	12-3	1,123	6
9	Baylor	14-2	1,055	14
10	Memphis	15-2	987	13
11	Wisconsin	13-3	948	15
12	Arizona	12-4	918	8
13	Auburn	14-2	905	16
14	Illinois	12-4	660	10
15	Oklahoma	13-3	633	9
16	Utah State	16-1	538	20
17	Marquette	11-5	516	11
18	Creighton	13-4	433	22
19	TCU	13-3	293	NR
20	BYU	13-3	270	18
21	Dayton	13-2	261	NR
22	Ole Miss	15-1	236	NR
23	FAU	13-4	221	24
24	Iowa State	13-3	195	NR
25	Texas Tech	14-2	191	NR

Others receiving votes: Colorado St. 169, San Diego St. 153, Seton Hall 89, Alabama 60, Grand Canyon 49, Clemson 38, Boise St. 22, Nevada 22, Texas 20, Oregon 17, St. John's 15, New Mexico 14, NC State 8, Princeton 5, Gonzaga 5, Utah 3, Mississippi St. 3, South Carolina 2, Villanova 2, McNeese St. 1, James Madison 1.

USA TODAY COACHES (JAN. 15)

No	Team (1st)	Record	Points	Prev.
1	UConn (20)	15-2	785	4
2	Purdue (12)	15-2	762	1
3	North Carolina	13-3	717	7
4	Kansas	14-2	713	3
5	Houston	14-2	619	2
6	Duke	13-3	590	11
7	Tennessee	12-4	574	5
8	Wisconsin	13-3	533	15
9	Baylor	14-2	523	14
10	Kentucky	12-3	514	6
11	Auburn	14-2	509	16
12	Memphis	15-2	489	13
13	Arizona	12-4	424	8
14	Illinois	12-4	319	10
15	Creighton	13-4	261	20
16	Oklahoma	13-3	239	9
17	Utah State	16-1	238	23
18	Marquette	11-5	214	12
19	BYU	13-3	174	17
20	Iowa State	13-3	152	NR
21	Ole Miss	15-1	151	23
22	TCU	13-3	150	NR
23	Dayton	13-2	130	NR
24	San Diego State	14-3	102	19
25	Texas Tech	14-2	92	NR

Others receiving votes: Colorado State 81; Florida Atlantic 67; Alabama 60; Seton Hall 40; Clemson 39; Grand Canyon 34; Texas 20; Nevada 14; Gonzaga 11; Oregon 10; North Carolina State 9; Villanova 8; James Madison 8; Princeton 7; St. John's 6; Florida State 4; Wake Forest 2; Nebraska 2; Florida 2; New Mexico 1; Indiana State 1;

BIG TEN STANDINGS (AS OF JAN. 15)

Team	B1G	Pct.	Overall	Pct.
Wisconsin	5-0	1.000	13-3	.812
Purdue	4-2	.667	15-2	.882
Indiana	4-2	.667	12-5	.706
Illinois	3-2	.600	12-4	.750
Northwestern	3-2	.600	12-4	.750
Nebraska	3-3	.500	13-4	.765
Minnesota	3-3	.500	12-5	.706
Maryland	3-3	.500	11-6	.647
Iowa	3-3	.400	11-6	.647
Ohio State	2-4	.333	12-5	.706
Michigan State	2-4	.333	10-7	.588
Penn State	2-4	.333	8-9	.471
Michigan	2-4	.333	7-10	.412
Rutgers	1-4	.200	9-7	.562

This Week in the Big Ten

Date	Contest	Time
Jan. 5	Purdue 83, Illinois 78	
Jan. 6	Iowa 86, Rutgers 77 Wisconsin 88, Nebraska 72 Indiana 71, Ohio State 65	
Jan. 7	Penn State 79, Michigan 73 Northwestern 88, Michigan State 74 Minnesota 65, Maryland 62	
Jan. 9	Nebraska 88, Purdue 72 Rutgers 66, Indiana 57	
Jan. 10	Northwestern 76, Penn State 72 Wisconsin 71, Ohio State 60	
Jan. 11	Maryland 64, Michigan 57. Illinois 71, Michigan State 68	
Jan. 12	Iowa 94, Nebraska 76 Indiana 74, Minnesota 62	
Jan. 13	Purdue 95, Penn State 78 Wisconsin 71, Northwestern 63	
Jan. 14	Michigan State 73, Rutgers 55 Maryland 76, Illinois 67	
Jan. 15	Iowa 86, Minnesota 77 Michigan 73, Ohio State 65	
Jan. 16	Purdue at Indiana Wisconsin at Penn State	6 p.m. 8 p.m.
Jan. 17	Nebraska at Rutgers Maryland at Northwestern	6 p.m. 8 p.m.
Jan. 18	Minnesota at Michigan State Illinois at Michigan	5:30 p.m. 7:30 p.m.

BY THE NUMBERS

Nebraska Cornhuskers			Rutgers Scarlet Knights		
2023-24 Team Statistics (Record: 13-4, 3-3 Big Ten)			2023-24 Team Statistics (Record: 9-7, 1-4 Big Ten)		
Category	Nebraska	OPP	Category	Rutgers	OPP
CORING	1331	1175	Scoring	1080	1029
Points per game	78.3	69.1	Points per game	67.5	64.3
Scoring margin	+9.2	-	Scoring margin	+3.2	-
FIELD GOALS-ATT	455-1011	424-1059	Field goals-att	376-962	365-931
Field goal pct	.450	.400	Field goal pct	.391	.392
3 POINT FG-ATT	157-457	143-443	3 point fg-att	96-329	115-354
3-point FG pct	.344	.323	3-point FG pct	.292	.325
3-pt FG made per game	9.2	8.4	3-pt FG made per game	6.0	7.2
FREE THROWS-ATT	264-351	184-257	Free throws-att	232-349	184-267
Free throw pct	.752	.716	Free throw pct	.665	.689
F-Throws made per game	15.5	10.8	F-Throws made per game	14.5	11.5
REBOUNDS	664	611	Rebounds	617	639
Rebounds per game	39.1	35.9	Rebounds per game	38.6	39.9
Rebounding margin	+3.1	-	Rebounding margin	-1.4	-
ASSISTS	272	218	Assists	191	194
Assists per game	16.0	12.8	Assists per game	11.9	12.1
TURNOVERS	184	199	Turnovers	182	245
Turnovers per game	10.8	11.7	Turnovers per game	11.4	15.3
Turnover margin	+0.9	-	Turnover margin	+3.9	-
Assist/turnover ratio	1.5	1.1	Assist/turnover ratio	1.0	0.8
STEALS	112	103	Steals	115	103
Steals per game	6.6	6.1	Steals per game	7.2	6.4
BLOCKS	46	54	Blocks	92	58
Blocks per game	2.7	3.2	Blocks per game	5.8	3.6

ABOUT RUTGERS

Rutgers comes into Wednesday's game with a 9-7 mark following Sunday's loss to Michigan State. Rutgers just finished a stretch of playing three of four on the road to resume Big Ten action. Wednesday's game begins a stretch where they have three home games over the next four contests to close the month.

The Scarlet Knights are coached by Steve Pikiell, who is in his eighth season at the school. He guided Rutgers to postseason appearances in each of the past three seasons, including NCAA Tournament berths in 2021 and 2022. Prior to 2021, Rutgers had not been to the NCAA Tournament since 1991.

The Scarlet Knights returned a pair of starters and nine letterwinners from a team that won 19 games last season. Aundre Hyatt leads Rutgers with 12 points and 5.5 rebounds per game, while Mawot Mag is at 10.9 ppg and 5.1 rpg. All-Big Ten performer Clifford Omoruyi is one of the conference's top big men as he averages 9.9 ppg and is among the Big Ten leaders in rebounding (9.0 rpg) and blocked shots (3.4 bpg). As a team, Rutgers averages 5.8 blocks per game and holds teams to under 40 percent shooting.

Series History: Wednesday's matchup will be the 19th all-time meeting with the Scarlet Knights. Nebraska leads the all-time series 10-8 and has won nine of the 15 meetings since Rutgers joined the Big Ten in 2014-15. Nebraska won the only meeting last year, an 82-72 win in Piscataway. In that game, Keisei Tominaga had 22 points while C.J. Wilcher added 17, including five 3-pointers. Prior to the Scarlet Knights joining the Big Ten, the two teams split a home-and-home series in 2006 and 2007. The only other meeting was a 19-point Rutgers win at the 1999 Hoop and Quill Classic in St. Charles, Mo.

SERIES AT A GLANCE

- All-time: Nebraska leads 10-8
- In Lincoln: Nebraska leads, 5-2
At Pinnacle Bank Arena: Nebraska leads, 4-2
- In Piscataway: Rutgers leads, 5-3
Jersey Mike's Arena: Rutgers leads, 4-3
- St. Charles, Mo.: Rutgers leads, 1-0
- In Big Ten Conference games: Nebraska leads, 7-6
- In Big Ten Tournament games: Nebraska leads, 2-0

Husker-Scarlet Knight Superlatives

- Most consecutive wins (year ended): Nebraska 5 (2007-2016); Rutgers 2 (1999-2006; 2020; 2022)
- Most points scored: Nebraska, 90, at Piscataway, N.J., Jan. 9, 2016; Rutgers, 93, at Piscataway, N.J., Jan. 8, 2022
- Highest combined score: 161, Nebraska 89, Rutgers 72; at Indianapolis, Ind., March 9, 2016
- Biggest winning margin: Nebraska, 34, Piscataway, N.J., Jan. 10, 2016; Rutgers, 28, at Piscataway, N.J., Jan. 8, 2022

SERIES HISTORY

Date	Site	Rk.	Result	Neb.	RU
11-28-99	N	-/-	L	62	81
12-2-06	A	-/-	L	73	75
12-9-07	H	-/-	W	63	51
1-8-15	H	-/-	W	65	49
1-9-16	A	-/-	W	90	56
2-6-16	H	-/-	W	87	64
3-9-16	N	-/-	W	89	72
1-21-17	A	-/-	L	64	65
1-24-18	A	-/-	W	60	54
2-10-18	H	-/-	W	67	55
1-21-19	A	-/-	L	69	76
3-13-19	N	-/-	W	68	61
1-3-20	H	-/-	L	62	79
1-25-20	A	-/24	L	72	75
3-1-21	H	-/-	W	72	51
1-8-22	A	-/-	L	65	93
1-29-22	H	-/-	L	61	63
2-14-23	A	-/-	W	82	72

Rutgers Probable Starters

No.	Name	Pos.	Yr.	Ht.	Wt.	2023-24 Stats	G/GS	PPG	RPG	Other
0	Derek Simpson	G	So.	6-3	165	16/11	9.4	2.9	1.3	spg
24	Austin Williams	G	Gr.	6-4	205	12/4	5.4	3.1	0.5	spg
4	Mawot Mag	F	Sr.	6-7	216	8/8	10.9	5.1	1.8	apg
5	Aundre Hyatt	F	Sr.	6-6	235	16/16	12.0	5.5	1.3	apg
11	Clifford Omoruyi	C	Sr.	6-11	240	16/16	9.9	9.0	3.4	bpg

NEBRASKA CAREER TOTALS VS. RUTGERS

Player	GP-GS	Min-Avg	FG-FGA	Pct	3FG-FGA	Pct	FT-FTA	Pct	Off	Def	Tot	Avg	PF-FO	A	TO	Blk	Stl	Pts	Avg
Wilcher	3-1	81-27.0	11-23	.478	8-16	.500	2-4	.500	2	8	10	3.3	6-0	6	5	0	2	32	10.7
Tominaga	3-2	59-19.7	10-23	.435	6-14	.429	2-3	.667	3	1	4	1.3	4-0	3	2	1	2	28	9.3
Hoiberg	1-0	23-23.0	2-3	.667	1-2	.500	2-2	1.000	0	2	2	2.0	2-0	1	2	1	1	7	7.0
Lawrence	1-1	28-28.0	2-8	.250	1-6	.167	0-2	.000	0	4	4	4.0	0-0	3	5	1	1	5	5.0
Keita	1-0	4-4.0	0-0	.000	0-0	.000	0-0	.000	0	0	0	0.0	0-0	1	0	0	0	0	0.0

A RED LETTER DAY: HUSKERS KNOCK OFF NO. 1 PURDUE

The 88-72 win over No. 1 Purdue on Jan. 9 marked Nebraska's fourth all-time win against a No. 1 team and first since a 67-51 win at Missouri on Feb. 6, 1982.

- The Huskers' other wins against No. 1 teams came in 1958 (Kansas State) and Michigan (1964).
- Nebraska snapped an 11-game losing streak against AP No. 1 teams dating back to 1982.
- Of Nebraska's four all-time wins against No. 1 teams, Fred Hoiberg's family has been part of two of them. His grandfather, Jerry Bush, coached the Huskers to their 1958 win over No.1 Kansas State.
- The win over Purdue was NU's 25th all-time win against a top-10 team in program history.
- Nebraska has now beaten at least one top-10 team in each of the past three seasons, the first time that has happened since NU knocked off top-10 teams in four consecutive seasons (1990-91 to 1993-94) under Danny Nee.

Program Wins vs. No. 1		
Date	Opponent	Score
3/3/1958	Kansas State	W, 55-48
12/12/1964	Michigan	W, 74-73
2/6/1982	at Missouri	W, 67-51
1/9/2024	Purdue	W, 88-72



WORTH NOTING

While Lincoln is nearly 1,300 miles from Piscataway, Wednesday's game at Rutgers will be a homecoming for a pair of Huskers from the tri-state area. Jamarques Lawrence and C.J. Wilcher are from Plainfield, N.J., which is less than 10 miles away from Jersey Mike's Arena. In addition, NU strength coach Kurt Joseph also has ties to the area, as he is from Morganville, less than 20 miles from the Rutgers campus.

- Nebraska enters Wednesday's game with a 13-4 mark, which matches NU's best 17-game record since joining the Big Ten (also in 2018-19). A win on Wednesday would match NU's best 18-game start since the 1991-92 team opened the year with a 15-2 mark.
- The Huskers have snapped several streaks in 2023-24. The Dec. 10 win over Michigan State snapped an 11-game losing streak to the Spartans dating back to 2016. The Dec. 17 win over Kansas State broke a seven-game losing streak to the Wildcats dating back to 2009, while the win over Indiana on Jan. 3 was NU's first since 2009, breaking another seven-game losing streak to an opponent.

The Huskers are 19-7 over the last 26 games dating back to Feb. 1, 2023, which ranks second in winning percentage as of Jan. 16. A big reason for that is NU's offense, as NU has averaged 77 ppg on 47 percent shooting in that stretch.

Nebraska enters the Rutgers game averaging 78.3 points per game. It is NU's highest points per game average since averaging 80.2 points per game in the 1995-96 season and on pace to finish in the top 10 in single-season scoring average. It is also more than 10 points per game higher than NU's average at the 17-game mark in 2002-23. NU has climbed from 149th to 28th nationally in offensive efficiency in KenPom as of Jan. 10.

The Huskers are now 24-4 under Fred Hoiberg when scoring at least 80 points, including 19-1 over the last three seasons. The only loss was a 104-100 quadruple overtime game at North Carolina State on Dec. 1, 2021. NU has won its last 17 games when reaching the 80-point plateau.

C.J. Wilcher has been on a tear in recent weeks, averaging 12.4 points per game on 61 percent shooting over the last six contests to raise his season average to 8.2 ppg. He is 15-of-26 from 3-point range (.577) in that stretch with four double-figure efforts in NU's last six games.

Nebraska held Kansas State to 46 points on Dec. 17 in holding the Wildcats to their fewest points since the 2020-21 season and third-fewest total at home since Bramlage Coliseum opened in 1988. It marked the fewest points NU allowed on the road since joining the Big Ten and was only the second time NU had held an opponent under 50 points on the road since the 2011-12 season. Nebraska allowed just 0.68 points per possession, its lowest total in the Big Ten era.

Husker Homecomings	
Person (Hometown)	Distance from Rutgers
C.J. Wilcher (Plainfield, N.J.)	9.3
Jamarques Lawrence (Plainfield, N.J.)	9.3
Kurt Joseph (Morganville, N.J.)	19.2

Season Highlights at a Glance	
• 7-game win streak, longest since 2010-11	
• 10-1 mark in non-con. for first time since 2018-19	
• First win over MSU since 2016	
• First win over Kansas State since 2009	
• First road win over K-State since 2006	
• First win over Indiana since 2019	
• First win over AP No. 1 team since 1982	

Best B1G Records since Feb. 1, 2023		
No.	Team	Record Pct.
1.	Purdue	23-7 .767
2.	Nebraska	19-7 .731
3.	Wisconsin	21-10 .677
4.	Indiana	20-10 .667
5.	Northwestern	19-10 .655

H/T - barttorvik.com (as of Jan. 15)

Making a Jump: First 17 Games		
Category	22-23	23-24
Record	9-8	13-4
Points per Game	67.1	78.3
FG Pct.	.440	.450
3-Pt Pct.	.294	.344
FT Pct.	.641	.752
3 Pt/Gam	6.1	9.2
70+ Games	7	13
80+ Games	3	10

Fewest Points Allowed on Road (B1G era)		
No.	Game (Date)	Points
1.	at K-State (12/17/2023)	46
2.	at Northwestern (2/8/2014)	49
3.	at Michigan State (2/16/2014)	51
4.	at Indiana (1/14/2019)	51
5.	at Creighton (12/4/2022)	53

TOP-10 PBA CROWDS

No.	Attend.	Opponent	Date
1.	15,998	Wisconsin	March 9, 2014
2.	15,991	Penn State	Feb. 25, 2018
3.	15,987	Tennessee-Martin	Nov. 28, 2014
4.	15,978	Northwestern	March 1, 2014
5.	15,960	Iowa	Feb. 25, 2022
6.	15,952	Iowa	Jan. 27, 2018
7.	15,950	Creighton	Dec. 8, 2018
8.	15,949	Arkansas State	Dec. 14, 2013
9.	15,946	South Dakota State	Nov. 15, 2019
10	15,945	Minnesota	Jan. 26, 2014

RECORD AT PINNACLE BANK ARENA

Season	Wins	Losses	Pct.
2013-14	15	1	.938
2014-15	10	6	.625
2015-16	10	8	.556
2016-17	8	8	.500
2017-18	16	1	.941
2018-19	13	5	.722
2019-20	5	11	.313
2020-21	6	9	.400
2021-22	7	11	.368
2022-23	11	4	.733
2023-24	11	1	.917
Totals	112	66	.629

2023-24 MISC. STATS

TEAM LEADERS

Double-Figure Scoring Games: Williams (13); Mast (11); Gary (9); Tominaga (10); Allick (6); Wilcher (7); Lawrence (4); Rice (3); Hoiberg (1)

10+ Rebounding Games: Mast (5); Gary (3); Williams (2)

10+ Assist Games: N/A

Double-Doubles: Mast (4); Gary (3)

Triple-Doubles: N/A

20-Point Games: Tominaga (3); Gary (2); Mast (1); Williams (1)

30-Point Games: N/A

Games Leading NU in Scoring:* ... Tominaga (5), Mast (4); Wilcher (3); Gary (2); Williams (2); Hoiberg (1); Allick (1)

Games Leading NU in Rebounding:* .. Mast (7); Allick (4); Gary (2); Williams (4); Hoiberg (3); Lawrence (1);

Games Leading NU in Assists:* Lawrence (6); Williams (5); Coleman (3); Mast (2); Allick (1); Tominaga (1); Hoiberg (2)

Games Leading NU in Blocks:* Williams (5); Gary (5); Wilcher (3); Mast (2); Hoiberg (2); Allick (1); Coleman (1); Diop (1); Rice (1); None (3)

Games Leading NU in Steals: Tominaga (3); Gary (3); Williams (3); Lawrence (3); Wilcher (3); Allick (2); Hoiberg (3); Mast (1); Rice (1)

HUSKER DOUBLE-DOUBLES IN 2023-24

Player	Opponent	Totals
Mast	Florida A&M	20 pts./16 reb.
Mast	Rider	12 pts./13 reb.
Mast	vs. Oregon State	15 pts./13 reb.
Gary	vs. Oregon State	12 pts./10 reb.
Mast	at Kansas State	19 pts/12 reb.
Gary	at Kansas State	13 pts./18 reb.
Gary	North Dakota	12 pts./12 reb.

HUSKER DOUBLE-DOUBLES BOARD

Player	2023-24	at Neb	Career*
Mast	4	4	24
Allick	0	0	11
Gary	3	4	6
Williams	0	0	4
Keita	0	1	1
Coleman	0	0	2
Totals	7	9	48

9.2

NU leads the Big Ten with 9.2 3-pointers per game as of Jan. 15, an average which is on pace to challenge the single-season school record for 3-pointers per game (9.5/gm, 2001-02). The Huskers are 8-1 this season when hitting at least 10 3-pointers.

2023-24 MBB QUICK FACTS

Location Lincoln, Neb.
 Founded 1869
 Enrollment 23,600 (Fall 2023)
 Nickname Cornhuskers, Huskers
 Colors Scarlet & Cream
 Affiliation NCAA Division I
 Conference Big Ten Conference
 Home Arena Pinnacle Bank Arena
 Capacity/Year Opened 15,000/2013
 Chancellor Rodney Bennett
 Faculty Rep. Scott M. Fuess Jr.
 Vice Chancellor, Director of Athletics Trev Alberts
 Athletic Dept. Phone (402) 472-4224
 Assistant A.D./Ticketing Holly Adam
 Ticket Office Phone (402) 472-3111 or 1-800-8BIGRED
 Website Huskers.com

BASKETBALL HISTORY

First year of basketball 1896-97
 Regular-season conference titles (last) 7 (1950)
 Postseason conference titles (last) 1 (1994)
 All-time postseason appearances 26
 All-time postseason record 24-25
 NCAA Appearances (last) 7 (2014)
 NIT Appearances (last) 19 (2019)

BASKETBALL STAFF

Head Coach Fred Hoiberg (5th season)
 Alma Mater (Year) Iowa State (1995)
 Assistant Coaches Adam Howard (2nd season)
 Nate Loenser (3rd season)
 Ernie Zeigler (2nd season)
 Director of Men's Basketball Strength and Conditioning Kurt Joseph
 Director of Basketball Strategies & Business Operations Luca Virgilio
 Asst. Director of Operations Sheryl Burbach
 Director of Player Development Emmanuel Tommy
 Video Coordinator Michael Bania
 Recruiting Coordinator Padyn Borders
 Graduate Managers Nihilo Ibarra, Justin Moore,
 Joey St. Pierre
 Athletic Trainer Andrew McCabe
 Equipment Manager Pat Norris

2023-24 TEAM INFORMATION

2022-23 Record 16-16 (11-4 H, 4-9 A, 1-3 N)
 Big Ten Record (Finish) 9-11 (t-11th)
 Big Ten Championship 0-1, lost to Minnesota, 78-75
 Postseason None
 Starters Returning/Lost 3/3
 Lettermen Returning/Lost 7/6
 Scholarship Newcomers 7

COMMUNICATIONS INFORMATION

Associate A.D./Communications Keith Mann
 Office Phone (402) 472-2263
 Sr. Assoc. Director/MBB Contact Shamus McKnight
 Office/Cell Phone (402) 472-7772 / (402) 540-0268
 E-Mail smcknight@huskers.com
 Press Row Phone (402) 904-5925
 Communications Mailing Address P.O. Box 880123,
 800 Stadium Drive, Lincoln, NE 68588-0123

MEDIA WEBSITE

Media can access Nebraska's media site for headshots, the digital media guide, press conference videos and more.

[Huskers.com/media](https://huskers.com/media)

15

Nebraska has held 15 of 17 opponents under 50 percent shooting. Dating back to last season, NU has held 21 of its last 24 opponents to under 50 percent shooting.

- One strength of the Huskers has been getting to the free throw line. NU has shot more free throws in 14 of 17 games in 2023-24 and its +94 differential ranks fourth in the Big Ten as of Jan. 15. Nebraska has had more free throws made (264) than opponents have attempted (257). NU allows just 15.2 free throw attempts per game to rank second in the Big Ten as of Jan. 15.

- Nebraska enters Wednesday's game ranked second in the Big Ten in free throw shooting at 75.2 percent. It is on pace to be one of NU's highest season percentages. NU has not shot over 74 percent from the foul line since the 2011-12 season when NU shot a school-record 76.6 percent.

- Nebraska's bench has provided a spark, averaging 24.4 points per game. The Huskers' leading scorer has come from the bench six times (Hoiberg-Lindenwood; Wilcher-Rider, North Dakota and South Carolina State; Gary-Stony Brook; Allick-Iowa) and NU has had 16 double-figure efforts from its bench in 2023-24.

- Nebraska won its first seven games by 10 or more points. It was just the second time in over 100 years - the other was from Dec. 3-30, 1990 - that the Huskers won seven straight games by double figures.

- The Huskers finished non-conference action with a 10-1 mark, matching their best non-conference record since joining the Big Ten (also 2018-19).

LAST TIME OUT

Rienk Mast and Josiah Allick had 14 points apiece to place four Huskers in double figures, but a cold-shooting night from 3-point range proved costly in Nebraska's 94-76 loss at Iowa on Jan. 12

Nebraska had erased an early 15-point deficit and led 50-49 after a Keisei Tominaga basket with 16:50 remaining, but the Hawkeyes took control from that point. Ben Krikke had 10 of his 12 points in a 18-4 spurt over the next 5:37 as Iowa seized the momentum back for good.

Nebraska shot 47.6 percent from the field but went just 4-of-26 from 3-point range, while Iowa hit 15 3-pointers, including five each from Payton Sandford and Josh Dix.

Mast and Allick had success inside, as the pair went a combined 11-of-15 from the floor in a losing effort. Mast finished with 14 points on 6-of-9 shooting and had five rebounds, while Allick tallied a season-high 14 points on 5-of-6 shooting and five caroms.

Tominaga added 13 points, while freshman Eli Rice gave the Huskers a fourth double-figure scorer with 11 points, including nine in the first half after NU rallied back from a 17-2 deficit.

FINDING BALANCE

Nebraska relied on its depth and a balanced attack with four players averaging double figures and three others averaging at least 5.8 points per contest.

- NU has four players averaging double figures with each averaging between 11.9 and 14.5 points per game.
- Nebraska has had nine different players reach double figures this season and have seven different leading scorers through the first 17 games.
- No Husker averages more than 30 minutes per game, while eight players are averaging at least 15 minutes per game.
- NU has gotten at least one double-figure effort from its bench in 14 of 17 contests.
- The Huskers had a season-best six players in double figures in the win over North Dakota on Dec. 20.
- Nebraska relied on its depth, as only four players - Brice Williams, Jamarques Lawrence, Sam Hoiberg and C.J. Wilcher - played in all 17 games this season.

TOMINAGA RETURNS TO ALL-BIG TEN FORM

Nebraska returns one of college basketball's top shooters in fifth-year senior Keisei Tominaga. He leads NU in scoring at 14.5 ppg while shooting 47 percent from the field and 37 percent from 3-point range and 86 percent from the line.

Free Throw Differential

No.	School	Margin
1.	Purdue	+157
2.	Maryland [^]	+130
3.	Indiana	+99
4.	Nebraska	+94

Consecutive Wins by Double Figures

No.	Years	Games
1.	1990-91	9
2.	1911-12	8
3.	2023-24	7
	1905-06 (4) & 1906-07 (3)	7

Postgame Notes

- Josiah Allick finished with a season high 14 points including 5-of-6 shooting from the floor. His previous season high was 12 vs. Duquesne on Nov. 22. It was the sixth time he was in double figures.
- Allick tied for team-high honors in scoring with Rienk Mast. Allick became the seventh different Husker to lead the team in scoring this season.
- Eli Rice had 11 points off the bench for his third double figure game of the season and his highest point total since Nov. 9 against Florida A&M.
- Both Rice and Allick were in double figures, marking the 14th time NU has had at least one reserve score in double figures.
- Nebraska was held to 4-of-26 shooting from point range, its lowest 3-point total since Dec. 3.
- Nebraska committed eight turnovers, the third time in the last four games that NU committed less than 10 turnovers.
- Sam Hoiberg tied a career high with four assists (also vs. Indiana) and has a 17-to-4 assist-to-turnover ratio in B1G play.
- Iowa shot 52.2 percent from the floor, becoming only the second opponent to shoot 50 percent against NU this season.

NU All-Time Preseason All B1G

Husker	Year
Keisei Tominaga	2022-23
James Palmer Jr.	2018-19
Terran Petteway	2014-15

.801

Nebraska is shooting 80.1 percent from the foul line (177-221) over the last 11 contests dating back to Nov. 22. Keisei Tominaga is shooting a team-best 92.5 percent (37-of-40) in that span, while Brice Williams is at an 88.9 clip (32-of-36).

8.5

Rienk Mast leads the Huskers and ranks fifth in the Big Ten with 8.5 rebounds per game. It is on pace to be NU's highest rebounding average since the 2007-08 season (Aleks Maric, 10.2 rpg).

- He has been on a tear in January, averaging 21.3 points per game on 57 percent shooting, including 48 percent from 3-point range, and 2.5 assists per game.
- Against No. 1 Purdue, Tominaga hit a season-high five 3-pointers as part of a 19-point outburst. It was the most three-pointers by a Husker this season. He had six points in a 13-0 run that gave Nebraska the lead for good. In addition, he matched a career high with four assists.
- He led NU with 17 points on 7-of-10 shooting against No. 21 Wisconsin on Jan. 6.
- Tominaga had a season-high 28-point effort against Indiana on Jan. 4, hitting 9-of-15 shots from the field and scoring 18 of his 28 points after halftime. It marked his 13th 20-point game of his career.
- He led NU's comeback against North Dakota on Dec. 20, scoring seven of his 11 second-half points in a 12-0 run that helped erase a 14-point deficit. He finished with 15 points, his sixth double-figure effort of the season.
- Tominaga had nine points and set career highs in both assists (four) and steals (five) at Kansas State on Dec. 17. The five steals were the most by a Husker since Sam Griesel had five steals at Penn State last January.
- In a five-game stretch from Nov. 21-Dec. 3, he averaged 16.8 ppg on 58 percent shooting, including 44 percent from 3-point range.
- He topped NU with 20 points on 8-of-16 shooting in the loss to No. 13 Creighton on Dec. 3.
- He had a perfect shooting performance against Cal State Fullerton on Nov. 26, as he went 5-of-5 from the field, including 3-of-3 from 3-point range, and 4-of-4 from the foul line. Prior to Tominaga, the last player to have at least 15 points on a perfect shooting night was David Rivers at Michigan State on Jan. 13, 2013 (8-8 FG, 1-1 3Pt, 1-1 FT).
- After missing the first two games with a sprained ankle, Tominaga went 0-for-3 from the foul line against Stony Brook. Since then, he is 37-of-40 from the line (.925).

Tominaga was named to the preseason All-Big Ten team, becoming just the third Husker to receive the honor since Nebraska joined the conference in the 2011-12 season. Last season, he averaged 13.1 points per game on 53 percent shooting, including 40 percent from 3-point range. Tominaga led the Huskers in 3-pointers with 66 and was one of only six players nationally to average double figures and shoot 50 percent from the field, 40 percent from 3-point range and 85 percent from the foul line.

GARY RETURNS BETTER THAN EVER

After his 2022-23 season was cut short with a left shoulder injury that required surgery, Juwan Gary has come back playing some of the best basketball of his career. During his rehab, Gary spent extensive time working on his shooting mechanics and the work has paid off.

• He is averaging 11.9 points per game on a team-best .520 field goal percentage. Gary is second on the team in rebounding (5.8 rpg) and tops the Huskers in both steals (1.2 spg) and blocked shots (0.9 bpg).

• Gary has nine double-figure games which matches the most he has had in a season. Entering this season, Gary had just 20 double-figure games in 75 career contests.

• He tied or eclipsed his career high in points three times this season.

• Gary had 12 points, five rebounds and a pair of steals in the win over No. 1 Purdue.

• He has three double-doubles this year, most recently a 12-point, 12-rebound effort against North Dakota on Dec. 20.

• Gary was dominant in NU's win at Kansas State on Dec. 17 with 13 points and a career-high 18 rebounds, including 11 offensive rebounds. His 18 rebounds broke his previous career high of 11, while his 11 offensive boards were the second-highest total by a Division I player this season as of Jan. 15.

• He recorded his second career 20-point game against Michigan State, hitting 8-of-11 shots from the field and adding three rebounds and three steals in NU's win over the Spartans.

• Gary collected his first double-double of the season against Oregon State with 12 points and 10 boards.

MAST ANCHORS HUSKER POST

Rienk Mast has been one of the Big Ten's top transfers this season and comes into the Iowa contest averaging 13.3 points, 8.5 rebounds and 2.9 assists per game.

• Mast has more than filled the void of Derrick Walker, a second-team All-Big Ten pick in 2022-23 who led NU in

Category	2022-23	2023-24
PPG	9.5	11.9
RPG	6.5	5.8
FG Pct.	.438	.520
3-Pt. Pct.	.263	.333
FT. Pct.	.621	.667

Most Offensive Rebounds in 2023-24 (as of Jan. 15)

No.	Name (School)	Off Reb.	Opponent
1.	Aaron Cash (UT-Arlington)	12	North Texas-Dallas
2.	Juwan Gary (Nebraska)	11	at Kansas State
	Andrew Morgan (North Dakota State)	11	at Western Michigan
	Drew Cisse (Western Illinois)	11	South Dakota
	Drew Cisse (Western Illinois)	11	Lindenwood
	Ernest Udeh (TCU)	11	TAMU-Commerce

Most Offensive Boards by a Husker (Big Ten Era)

No.	Player	Off Reb.	Opp.	Date
1.	Juwan Gary	11	at Kansas State	12/17/23
	Tanner Borchardt	11	at Illinois	2/2/19
3.	Yvan Ouedraogo	10	Northwestern	3/1/20
4.	Juwan Gary	8	Maine	11/7/22
	Walter Pitchford	8	at Iowa	12/31/13

HUSKERS IN THE PROS

A total of 23 former Huskers are playing professionally around the world during the 2023-24 season.

NBA/G LEAGUE

Player (Years at NU)	Team
Dalano Banton (2020-21)	Boston Celtics
Bryce McGowens (2022)	Charlotte Hornets
Isaiah Roby (2017-19)	Westchester Knicks/G League
Trey McGowens (2020-22)	College Park Skyhawks
.....	/G League

HUSKERS PLAYING OVERSEAS

Player (Years at NU)	Country
Sek Henry (2007-10)	Turkey
Caleb Walker (2011-12)	France
Jorge Brian Diaz (2010-12)	Puerto Rico
Ray Gallegos (2010-14)	Mexico
Shavon Shields (2013-16)	Italy
Leslee Smith (2014-15)	England
Tai Webster (2014-17)	Australia
Jack McVeigh (2016-18)	Australia
Anton Gill (2017-18)	Colombia
Glynn Watson Jr. (2016-19)	Germany
James Palmer Jr. (2018-19)	Turkey
Isaac Copeland Jr. (2018-19)	Saudi Arabia
Dachon Burke Jr. (2019-20)	Lithuania
Matej Kavas (2020)	Austria
Thorir Thorbjarnarson (2018-21)	Iceland
Shamiel Stevenson (2010-21)	Croatia
Kobe Webster (2021-22)	Serbia
Lat Mayen (2021-22)	Australia
Alonzo Verge Jr. (2022)	Qatar
Sam Griesel (2023)	Germany



MCGOWENS HELPS USA TO GOLD

Former Nebraska men's basketball player Trey McGowens earned a gold medal this past October, leading Team USA to a gold medal in the FIBA 3x3 U23 World Cup on Sunday in Lublin, Poland.

McGowens, who played at Nebraska for two seasons (2020-22), was named MVP of the Tournament and named to the Team of the Tournament, as the United States went 7-0. McGowens, who played for the Long Island Nets in the NBA G League last season, led all tournament players with 54 points during the competition.

At Nebraska, McGowens was a two-year starter for the Huskers (2020-22). He averaged 9.2 points, 4.0 rebounds, 2.0 assists and 1.5 steals per game at NU while he was often assigned to the opponent's top perimeter scoring threat.

4

Nebraska's 2023-24 roster features four career 1,000-point scorers (Josiah Allick, Jarron Coleman, Rienk Mast and Brice Williams). Williams became the most recent member of the 1,000-point club at Wisconsin on Jan. 6.

HUSKER MBB RADIO SHOW

The Husker Basketball Radio Show airs throughout the 2023-24 season across the Huskers Radio Network. Join hosts Greg Sharpe and Jessica Coody with Head Coach Fred Hoiberg or a member of the Husker Basketball Coaching staff each week. The show typically airs on Monday nights during the season. A complete schedule is below.

The show can be heard across Huskers Radio Network stations and for free on Huskers.com. Fans are encouraged to text their questions to (402) 413-2400 and join the discussion. Fans can also watch for free on the internet at YouTube.com/Huskers.

Date	Time
Monday, November 20	6 p.m.*
Monday, November 27	6 p.m.*
Monday, December 4	6 p.m.
Monday, December 11	6 p.m.
Monday, December 18	6 p.m.
Thursday, December 28	7 p.m.
Tuesday, January 2	6 p.m.
Monday, January 8	6 p.m.*
Monday, January 15	6 p.m.
Monday, January 22	6 p.m.
Monday, January 29	6 p.m.
Monday, February 5	6 p.m.*
Monday, February 12	6 p.m.
Monday, February 19	6 p.m.
Monday, February 26	6 p.m.
Monday, March 4	6 p.m.
Monday, March 11	6 p.m.

*-Taped segments

HOIBERG'S HUSKER TIES

While Fred Hoiberg grew up in Ames and played his high school (Ames High School) and college basketball (Iowa State) there, he was born in Lincoln and has numerous ties to the city and to the University of Nebraska.

- Fred's father (Eric) and mother (Karen) both earned their undergraduate degrees from Nebraska in 1966. In fact, Eric earned his undergraduate degree, Master's degree, and Ph.D. in sociology from the university.
- His maternal grandfather was former Husker basketball coach Jerry Bush. Known as the "Big Bear of the Coliseum," Bush guided NU from 1955 to 1963, and directed two of the greatest upsets ever – a 43-41 victory over No. 4 Kansas and Wilt Chamberlain, and a 55-48 victory over No. 1 Kansas State and Olympian Bob Boozer during the 1957-58 campaign.
- His paternal grandfather (Otto) received his Master's Degree and Ph.D. from Nebraska. He joined the faculty of the University of Nebraska in 1948, where he taught sociology and served as director of the community development program in the University of Nebraska Extension Division.
- Fred's son (Sam) is in his third season on the Husker basketball team after walking on. Fred and Sam are one of 22 father-son duos in Division I this season.

2

Nebraska matched a school record with two turnovers in the win over Duquesne on Nov. 22, matching a record originally set in 2013. As of Jan. 15, it ties for the lowest total by a power conference team in 2023-24.

scoring, rebounding and assists last season.

• Mast's 8.5 rebounds per game rank fifth in the Big Ten and is on pace to be the most rebounds per game by a Husker since 2007-08 (Aleks Maric).

• His four double doubles pace the Huskers and ranks among the Big Ten leaders as of Jan. 10.

• Mast has been in double figures 11 times and has five games with at least 10 rebounds this season. He tied for team-high honors at Iowa with 14 points and five boards.

• He keyed Nebraska's upset of No. 1 Purdue with 18 points, including 14 in the first half while helping limit Zach Edey to 15 points.

• He missed two games because of a knee procedure on Dec. 18 before returning to the lineup on Jan. 3 against Indiana.

• He put together one of his best performances in the win at Kansas State on Dec. 17 with 19 points and 12 rebounds.

• Mast grabbed 14 caroms and dished out a career-high six assists in NU's win over Michigan State on Dec. 10.

• Against Florida A&M on Nov. 9, he posted season bests of 20 points and 16 rebounds, becoming the first Husker in the Big Ten era (2011-12 to present) to have a game with at least 20 points and 15 rebounds, and the first Husker to do so since All-Big 12 performer Aleks Maric in 2008.

• Since 1990, only six Huskers have had games with at least 20 points and 15 rebounds. That list includes Aleks Maric, Kimani Ffriend, Venson Hamilton, Mikki Moore and Eric Piatkowski.

• Mast's 16 rebounds vs. FAMU were the most by a Husker since Yvan Ouedraogo had 19 rebounds against Northwestern on March 1, 2020.

Filling Walker's Void

Player	PPG	RPG	APG
Walker (2022-23)	13.6	7.1	3.9
Mast (2023-24)	13.3	8.5	2.9

Huskers with 20+ Points/15+ Rebounds (Since 1990)

Name	Opponent	Date	Pts.	Reb.
Rienk Mast	FAMU	11/9/23	20	16
Aleks Maric	Missouri	2/13/08	32	16
Aleks Maric	Alabama A&M	11/17/07	21	16
Aleks Maric	Missouri	2/24/07	31	19
Aleks Maric	vs. Houston	12/23/06	21	15
Aleks Maric	at Iowa State	2/15/06	37	16
Kimani Ffriend	Baylor	1/22/00	21	19
Venson Hamilton	Okla. St.	2/17/99	20	15
Mikki Moore	at Nevada	3/18/97	21	15
Eric Piatkowski	Kent	12/5/92	23	16
Eric Piatkowski	E. Wash.	12/21/91	23	15

STEADY WILLIAMS SHOWS ALL-AROUND GAME

Junior Brice Williams has been a rock for the Huskers this season. The 6-foot-7 guard is second on the team in scoring at 12.8 points per game while shooting 35 percent from 3-point range. He is third on the team in scoring and rebounding (5.5 rpg) and second in both assists (2.8 apg) and blocked shots (0.8 bpg).

• He comes into the Iowa game shooting 43 percent from the field, 35 percent from 3-point range and 88 percent from the foul line. He tops NU in both free throws made (53) and attempted (60).

• In recent games, Williams has helped facilitate the Husker offense with a 17-to-4 assist-to-turnover ratio over the last three games.

• He has a team-high 13 double-figure games and had a stretch of seven straight double-figure games end against Purdue on Jan. 9.

• His effort against the Boilermakers may have been Williams' best effort of the season as he had season bests in assists (nine), rebounds (11) and blocked shots (two). He finished one point and one rebound shy of just the third triple-double in school history.

• His best offensive performance of the year came in NU's win over Oregon State when he had 25 points on 9-of-17 shooting.

• Williams nearly posted his first double-double of the year with 10 points and nine rebounds in the win at Kansas State on Dec. 17.

• He tallied 18 points, six rebounds, four assists and three steals before fouling out at Minnesota on Dec. 6 and had 16 points, six boards and a career-high four steals in the win over Indiana on Jan. 3.

IMPROVED BOARD WORK

One area where Nebraska has made improvement is on the glass. The additions of Rienk Mast, Josiah Allick and Brice Williams along with the return of Juwan Gary have made the Huskers a solid rebounding team.

• Nebraska has a +3.1-rebound margin through Jan. 14 to rank seventh in the Big Ten. Last season the Huskers were 11th in rebound margin (-1.0).

• NU had a positive rebound margin (+3.1) prior to Juwan Gary's season-ending injury last January. Gary was second on the team in rebounding (6.5 rpg) and 15th in the Big Ten in that category on Jan. 10. Over the final 16 games of the 2022-23 season, NU was outrebounded by 5.1 rebounds per game.

Improving on the Boards

Season	Reb Margin (B1G Rk.)
2023-24	+3.1 (7th)
2022-23	-1.0 (11th)
2021-22	-7.0 (14th)
2020-21	-3.0 (14th)
2019-20	-9.6 (14th)

1.48

Nebraska's assist-to-turnover ratio this season, which is sixth in the Big Ten as of Jan. 15. Over the last decade, NU's best assist-to-turnover ratio is 1.32, set in the 2018-19 season. Nebraska's 16.2 assists per game is the program's highest average since 1995-96 (17.37 apg).

4 The 14-point deficit against North Dakota on Dec. 20 was NU's largest comeback of the season and fourth time under Fred Hoiberg that Nebraska has overcome a double-digit deficit. It was also NU's largest comeback vs. a non-conference foe since the 2014-15 season.

- Mast (MVC) and Allick (Mountain West) both ranked second in their respective conferences in 2022-23 in rebounding, while Williams was 15th in Conference USA. In addition, Mast led the MVC in rebounding during the 2021-22 season.

- Nebraska has been out-rebounded only six times in the first 16 games this season.
- Nebraska grabbed a season-high 57 rebounds in the win over Kansas State on Dec. 17, the highest total by a Husker team since 1999.

A QUICK LOOK AT THE HUSKERS

Nebraska entered the 2023-24 season with its most experienced roster in Fred Hoiberg's five seasons at the helm. The Huskers returned seven letterwinners and three redshirts while adding seven new players to the roster.

- For the first time since 2018-19 and the third time since 2012-13, the Huskers return more than 50 percent of their scoring from the previous year.

- NU also returned 86 starts, which is the most since the 2018-19 NIT team. That breakdown is as follows: C.J. Wilcher (26); Keisei Tominaga (25); Juwan Gary (17); Jamarques Lawrence (12); Blaise Keita (5); Sam Hoiberg (1).

- The Huskers return five of their top eight scorers from a year ago, as Keisei Tominaga's 13.1 ppg was the highest for a Husker returnee since James Palmer Jr. in 2018-19 (17.2 ppg).

- The 2023-24 Huskers are an experienced bunch with nine of the 13 scholarship players in at least their fourth season of college basketball. The group features one sixth-year senior in Jarron Coleman and five others who are in their fifth season of college basketball.

- The 2023-24 roster combined for 766 appearances, including 409 starts, at the Division I level entering the season. That does not include two seasons of junior college basketball for both Keisei Tominaga and Blaise Keita.

HUSKER ROSTER HAS INTERNATIONAL FLAVOR

NU's roster has had an international flavor in recent seasons and that trend will continue in 2023-24. Four Huskers hail from overseas, including Keisei Tominaga (Moriyama Nagoya Aichi, Japan), Matar Diop (Dakar, Senegal), Blaise Keita (Bamako, Mali), and Rienk Mast (Groningen, Netherlands).

In five seasons under Hoiberg, NU has had players on its roster from a host of countries, including Australia, Canada, England, France, Iceland, Lithuania, and Slovenia.

TOMINAGA, MAST SPEND SUMMERS WITH NATIONAL TEAMS

A pair of Huskers spent the summer representing their national teams in international events. Rienk Mast represented the Netherlands in the FIBA Olympic Pre-Qualifying Tournament in Turkey, while Keisei Tominaga played for Japan in the FIBA World Cup.

- Mast played in all three games for the Netherlands, averaging 6.0 points, 6.0 rebounds and 1.3 assists per game as the team posted a 1-2 record.

- Tominaga played in all five games for Japan, averaging 11.4 points per game in helping the team qualify for the 2024 Paris Olympics as the highest finishing team from Asia. He was named player of the game in the win over Cape Verde, finishing with 22 points on 8-of-11 shooting from the field, including 6-of-8 from 3-point range. Of the five active NCAA players who played in the World Cup, Tominaga was the only one to average double figures.

FAMILY TIES

Several members of the 2023-24 Huskers have family members who have played basketball at the college or professional levels. The list is led by Fred Hoiberg, who played in the NBA for a decade after a standout career at Iowa State. In addition, Ramel Lloyd was a Parade All-American who scored over 1,600 points at the college level at Syracuse and Long Beach State, while Henry Williams scored a school-record 2,383 points at Charlotte and his number 34 jersey was retired by the school. Keisei Tominaga's father didn't play college basketball but was a center on the Japanese national team at the 1998 FIBA World Championship and played professionally in Japan for a decade.

Player	Relative	College (Sport)
Josiah Allick	Bekka (Sister)	Nebraska (VB)
	Bill Ziegelbein (Stepfather)	Nebraska (FB)
	Colleen Ziegelbein (Mother)	Northwest Missouri State (WBB)
Sam Hoiberg	Melvin (Father)	UNLV (Swimming)
	Fred (Father)	Iowa State/NBA (MBB)
Keisei Tominaga	Jack (Brother)	Michigan State/UT-Arlington (MBB)
	Hiroyuki (Father)	Played Internationally for Japan (MBB)
Ramel Lloyd Jr.	Ramel Sr. (Father)	Syracuse/Long Beach State (MBB)
Ahron Ulis	Tyler (Brother)	Kentucky/NBA (MBB)
C.J. Wilcher	Sergio (Father)	Morgan State (MBB)
Brice Williams	Simeon (Brother)	St. John's (MBB)
	Henry (Father)	Charlotte (MBB)

DOUBLE-DIGIT RUNS IN 2023-24

Nebraska has totaled 14 double-figure runs this season, including a 20-0 run against Oregon State on Nov. 18. NU had two double-figure runs in the win over No. 1 Purdue on Jan. 9

Run	Opponent	Time (Half)
20-0	vs. Oregon State	10:54-2:51 (1st)
17-0	Rider	10:19-1:30 (2nd)
13-0	Duquesne	13:14-9:38 (2nd)
13-0	Purdue	3:17 (1st) -18:21 (2nd)
12-0	at Kansas State	14:45-5:06 (2nd)
12-0	Florida A&M	15:20-11:31 (1st)
12-0	North Dakota	19:00-15:13 (2nd)
12-0	South Carolina State	20:00-14:03 (1st)
11-0	Purdue	13:11-11:22 (2nd)
11-0	South Carolina State	13:46-9:34 (1st)
10-0	Lindenwood	6:29-4:07 (1st)
10-0	Florida A&M	6:29-4:27 (1st)
10-0	Florida A&M	0:47 (1st)-16:02 (2nd)
10-0	South Carolina State	6:20-2:37 (1st)

HUSKERS COMPLETE SPAIN TRIP WITH 3-0 MARK

Nebraska made its first overseas trip since 2019 and went 3-0 against teams in Madrid (89-84, OT), Valencia (86-83) and Barcelona (82-62) despite having just nine players available for the trip.

C.J. Wilcher led five Huskers who averaged double figures with 17.0 ppg, while Brice Williams (16.3 ppg) and Eli Rice (16.0 ppg) both averaged at least 16 points per game. Cale Jacobsen led NU in rebounding at 8.3 per game and tied Jamarques Lawrence for the team high in assists per game (4.3 apg).

HUSKER COACHING STAFF RETURNS INTACT

Nebraska's full-time coaching staff remains the same as it was during the 2022-23 season with Nate Loenser, Adam Howard and Ernie Zeigler joining Head Coach Fred Hoiberg on the Husker bench.

- Loenser begins his third season on the Husker staff. He joined the Husker program after spending five seasons with the Chicago Bulls organization. Loenser was an assistant coach for the Bulls under both Fred Hoiberg and Jim Boylan for three seasons. He also served as the Bulls' video coordinator and head coach of the Windy City Bulls. Loenser worked with Hoiberg at Iowa State for two seasons.

- Howard is in his second year on the coaching staff. He was selected to participate in the 2023 TopConnect Basketball Symposium, an event featuring some of the nation's top assistant coaches. Prior to joining the NU staff, he spent four years at South Alabama, helping the program to 75 wins in that span after the program had seven straight losing seasons. In 2021-22, South Alabama won 21 games, the school's highest total since 2008. Howard also coached at Troy, Tennessee, Southern Miss and Morehead State after playing collegiately at Western Kentucky.

- Zeigler is also in his second year at Nebraska. He joined the NU staff in August of 2022 after spending six years on Ben Howland's staff at Mississippi State. The Bulldogs had four postseason appearances between 2018-22. Zeigler spent six seasons as the head coach at Central Michigan (2007-12) and previously served stints at UCLA, Pittsburgh, Kansas State, Detroit, and Bowling Green.

NEBRASKA BASKETBALL RADIO/TV ROSTER



0 | C.J. WILCHER
Jr. | G | 6-5 | 214



1 | SAM HOIBERG
So. | G | 6-0 | 183



2 | RAMEL LLOYD JR.
RFr. | G | 6-6 | 210



3 | BRICE WILLIAMS
Jr. | G | 6-7 | 213



4 | JUWAN GARY
Jr. | F | 6-6 | 221



5 | AHRON ULIS
Jr. | G | 6-3 | 190



9 | JARRON COLEMAN
Sr. | G | 6-5 | 213



10 | JAMARQUES LAWRENCE
So. | G | 6-3 | 182



11 | ELI RICE
Fr. | G | 6-8 | 213



15 | BLAISE KEITA
Jr. | F | 6-11 | 257




21 | MATAR DIOP
Fr. | F | 6-10 | 213



24 | JEFFREY GRACE III
So. | G | 6-3 | 197



30 | KEISEI TOMINAGA
Sr. | G | 6-2 | 179



31 | CALE JACOBSEN
RFr. | G | 6-4 | 20



35 | HENRY BURT
RFr. | F | 6-7 | 216



51 | RIENK MAST
Jr. | F | 6-10 | 248



53 | JOSIAH ALLICK
Sr. | F | 6-8 | 231



FRED HOIBERG
Head Coach



ADAM HOWARD
Assistant Coach



NATE LOENSER
Assistant Coach



ERNIE ZEIGLER
Assistant Coach




KURT JOSEPH
Director of Men's Basketball Strength & Conditioning



LUCA VIRGILIO
Director of Basketball Strategies & Business Operations



EMMANUEL TOMMY
Director of Player Development



MICHAEL BANIA
Video Coordinator



PADYN BORDERS
Recruiting Coordinator



SHERYL BURBACH
Assistant Director of Basketball Operations



ANDREW MCCABE
Athletic Trainer



PAT NORRIS
Equipment Manager



JAKE BLATTNER
Performance Nutrition Coordinator




MATT THOME
NAPL Director



NIHI IBARRA
Graduate Manager



JUSTIN MOORE
Graduate Manager



JOEY ST. PIERRE
Graduate Manager



2023-24
Nebraska Roster



BROADCAST NOTES

2023-24 RECORD

13-4/3-3 Big Ten
Fri., Jan. 12
at Iowa.....L, 76-94

UPCOMING GAMES

Wed., Jan. 17
at Rutgers.....6 p.m./BTN
Sat., Jan. 20
Northwestern.....1:15 p.m./BTN
Tues., Jan. 23
Ohio State.....6 p.m./Peacock

HEAD COACH

Fred Hoiberg (Iowa St., 1995)
Nebraska: 53-87 / 5th
Career: 168-143 / 10th

ASSISTANTS

Adam Howard, 2nd season
Nate Loenser, 3rd season
Ernie Zeigler, 2nd season

2023-24 SCHEDULE

NOV
6 Lindenwood.....W, 84-52
9 Florida A&M.....W, 81-54
13 Rider.....W, 64-50
15 Stony Brook.....W, 84-63
18 vs. Oregon State.....W, 84-63
22 Duquesne.....W, 89-79
26 Cal State Fullerton.....W, 85-72

DEC

3 No. 15 Creighton.....L, 60-89
6 at Minnesota *.....L, 65-76
10 Michigan State *.....W, 77-70
17 at Kansas State.....W, 62-46
20 North Dakota.....W, 82-75
29 South Carolina State.....W, 91-62

JAN

3 Indiana *.....W, 86-70
6 at No. 21 Wisconsin *.....L, 72-88
9 No. 1 Purdue *.....W, 88-72
12 at Iowa *.....L, 76-94
17 at Rutgers *
20 Northwestern *
23 Ohio State *
27 at Maryland *

FEB

1 Wisconsin *
4 at Illinois *
7 at Northwestern *
10 Michigan *
17 Penn State *
21 at Indiana *
25 Minnesota *
29 at Ohio State *

MARCH

3 Rutgers *
10 at Michigan *
13-
17 at Big Ten Tournament
*Big Ten Game

C.J. WILCHER (WILL-CHUR) G / 6-5 / 214 / Jr. / Plainfield, N.J.



Stats table for C.J. Wilcher: GP/GS 17/2, PPG 8.2, RPG 1.9, etc.

Last Game: Finished with five points, four boards and a pair of assists at Iowa
Had 16 points on 4-of-5 shooting (3-of-4 from 3) in 19 minutes vs. No. 1 Purdue
Finished with 18 points on 7-of-9 shooting vs South Carolina State
Led NU with 16 points and four rebounds in 18 minutes vs. North Dakota
Graduated with his degree in child, youth & family studies in December of 2023

Career highs table for C.J. Wilcher: Pts. 22, Reb. 6, Sts. 3

SAM HOIBERG G / 6-0 / 183 / So. / Lincoln, Neb.



Stats table for Sam Hoiberg: GP/GS 17/0, PPG 4.4, RPG 2.8, etc.

Last Game: Led NU in assists (four), rebounds (six) and steals (two) at Iowa
Had seven points in a 13-0 1st-half run; added three assists and three steals vs. No. 1 Purdue
Led NU with a career-high 15 points and added five rebounds and two assists vs. Lindenwood
Had a career-high 16 points, including 3-of-3 from 3-point range, at Maryland on Jan. 28, 2023
Sports media and communications major who hosts his own radio show during the season

Career highs table for Sam Hoiberg: Pts. 15, Reb. 7, Sts. 4

RAMEL LLOYD JR. G / 6-6 / 210 / RFr. / Long Beach, Calif.



Stats table for Ramel Lloyd Jr.: GP/GS 0/0, PPG 0.0, RPG 0.0, etc.

Last Game: Has not played in 2023-24
Redshirt freshman who has battled several injuries and has not played in 2023-24
Played in all three games in Spain, averaging 5.7 ppg, 8.0 rpg, and 4.0 apg
Top-100 recruit averaged 11.6 ppg, 4.0 rpg and 1.9 apg at Sierra Canyon HS in 2021-22
Co-hosts his own radio show with his father during the season

Career highs table for Ramel Lloyd Jr.: Pts. N/A, Reb. N/A, Sts. N/A

BRICE WILLIAMS G / 6-7 / 213 / Jr. / Huntersville, N.C.



Stats table for Brice Williams: GP/GS 17/17, PPG 12.8, RPG 5.5, etc.

Last Game: Finished with six points, four rebounds and two assists at Iowa
Nearly posted a triple double vs. Purdue w/nine points, 11 rebounds and a career-high nine assists
Finished with a season-high 25 points, two assists and two steals vs. Oregon State
2nd-team All C-USA pick who averaged 13.8 ppg and 5.3 rpg in helping Charlotte to 2023 CBI title
Father (Henry) scored 2,383 points at Charlotte and his No. 34 was retired by the school in 1992

Career highs table for Brice Williams: Pts. 32, Reb. 13, Sts. 4

JUWAN GARY (JUH-WAHN) F / 6-6 / 221 / Jr. / Columbia, S.C.



Stats table for Juwan Gary: GP/GS 14/8, PPG 11.9, RPG 5.8, etc.

Last Game: Had nine points and five boards, but played just 14 minutes because of foul trouble
Posted second-double-double of 2023-24 with 13 points and a career-high 18 boards at KSU
Matched career high with 20 points (8-of-11 FG) and had three steals vs. MSU
Returns after suffering season-ending injury in January after averaging 9.5 ppg and 6.5 rpg in 17 games
Played two seasons at Alabama, helping Crimson Tide to SEC title and NCAA Sweet 16 in 2020-21

Career highs table for Juwan Gary: Pts. 20, Reb. 18, Sts. 4

JARRON "BOOGIE" COLEMAN G / 6-5 / 213 / Sr. / Indianapolis, Ind.



Stats table for Jarron "Boogie" Coleman: GP/GS 10/0, PPG 2.7, RPG 2.0, etc.

Last Game: Did not play at Iowa
Tallied eight points and six assists in the win over South Carolina State
Earned second-team All-MAC honors in 2022-23, averaging 14.3 ppg, 4.9 rpg and 3.8 apg
Started 21 games at Missouri in 2021-22, averaging 8.6 ppg with a team-high 86 assists
Was 2019-20 MAC Freshman of the Year (9.3 ppg, 4.8 rpg, 2.9 apg)

Career highs table for Jarron "Boogie" Coleman: Pts. 33, Reb. 13, Sts. 4

JAMARQUES LAWRENCE G / 6-3 / 182 / So. / Plainfield, N.J.



Stats table for Jamarques Lawrence: GP/GS 17/17, PPG 5.8, RPG 3.5, etc.

Last Game: Played just nine minutes at Iowa, missing both of his shots
Had 12 points, a career high four steals, three assists and three boards vs. Indiana
Had a career high 16 points and seven rebounds at Minnesota
Totalled 11 points and dished out a career-high six assists against Cal State Fullerton
Played in 28 games, including 12 starts as a freshman, averaging 5.0 points, 2.2 rebounds per game

Career highs table for Jamarques Lawrence: Pts. 16, Reb. 9, Sts. 4

ELI RICE F / 6-8 / 213 / Fr. / Gallatin, Tenn.



Stats table for Eli Rice: GP/GS 13/0, PPG 4.4, RPG 1.4, etc.

Last Game: Came off the bench for 11 points on 4-of-7 shooting and four boards at Iowa
Totalled 10 points, two rebounds and two steals vs. South Carolina State
Finished with 16 points, including 3-of-6 from 3-point range, and four boards against FAMU
Played at IMG Academy in '22-23, averaging 19 points and seven rebounds per game
Was an all-state pick at Beech (Tenn.) High School in 2021-22, averaging 17.2 ppg and 7.1 rpg

Career highs table for Eli Rice: Pts. 16, Reb. 5, Sts. 2

MATAR DIOP (MA-TAR JOPE [AS IN HOPE]) F / 6-10 / 213 / Fr. / Dakar, Senegal



Stats table for Matar Diop: GP/GS 10/0, PPG 0.9, RPG 1.0, etc.

Last Game: Made his only shot in three minutes at Iowa
Grabbed four rebounds and had two steals in 20 minutes vs. South Carolina State
Has a 7-foot-2 wingspan and provides the Huskers with interior size and athleticism
Played at Keystone Athletic Academy in 2022-23, averaging 13 points and 13 rebounds per game
Product of NBA Academy Africa who picked up the sport as a teenager

Career highs table for Matar Diop: Pts. 3, Reb. 4, Sts. 1

KEISEI TOMINAGA (KAY-SAY TOE-ME-NAWGA) G / 6-2 / 179 / Sr. / Moriyama Nagoya Aichi, Japan



Stats table for Keisei Tominaga: GP/GS 15/15, PPG 14.5, RPG 1.8, etc.

Last Game: Tallied 13 points on 6-of-10 shooting at Iowa
Led all scorers with 28 points on 9-of-16 shooting vs. Indiana
Led NU with 20 points on 8-of-16 shooting vs. Creighton
Played for Japanese National Team, averaging 11.4 ppg in helping Japan qualify for the 2024 Olympics
Has 12 career 20-point games, including a career-high 30 points against Penn State on Feb. 5, 2023

Career highs table for Keisei Tominaga: Pts. 30, Reb. 5, Sts. 5

CALE JACOBSEN G / 6-4 / 200 / RFr. / Ashland, Neb.



Stats table for Cale Jacobsen: GP/GS 10/0, PPG 0.9, RPG 0.3, etc.

Last Game: Played the final 2:08 at Iowa, but had no stats
Set career bests in points (four) and rebounds (two) vs. South Carolina State
Walk-on who had first three career points and an assist in five minutes vs. FAMU
Averaged 17.9 ppg, 6.1 apg, 5.8 rpg as a senior in leading Ashland-Greenwood to a state title
Multi-sport athlete who also played quarterback and wide receiver during high school career

Career highs table for Cale Jacobsen: Pts. 4, Reb. 2, Sts. 1

RIENK MAST (RINK) F / 6-10 / 248 / Jr. / Groningen, Netherlands



Stats table for Rienk Mast: GP/GS 15/15, PPG 13.3, RPG 8.5, etc.

Last Game: Had 14 points, five boards and a pair of assists at Iowa
Keyed in over No. 1 Purdue with 18 points, four rebounds and three assists
Was first Husker with 20/15 game since '08 with 20 points and 16 rebounds vs. FAMU
Transfer who was a two-time All-Missouri Valley Conference selection (2022 & 2023)
Played for the Netherlands Senior National Team in summer of 2023 (6.0 ppg, 6.0 rpg, 1.3 apg)

Career highs table for Rienk Mast: Pts. 30, Reb. 17, Sts. 3

JOSIAH ALLICK (AL-ICK) F / 6-8 / 231 / Sr. / Lincoln, Neb.



Stats table for Josiah Allick: GP/GS 16/11, PPG 6.8, RPG 5.1, etc.

Last Game: Scored a season-high 14 points on 5-of-6 shooting and five caroms at Iowa
Six double-figure games in 23-24, including 12 points, seven boards & five assists vs. Duquesne
Led NU with eight rebounds and had three assists in 28 minutes against Indiana
Lincoln native who is a grad transfer from New Mexico and spent three years at UMKC
Helped New Mexico to a 22-12 record in 2022-23, 8.4 ppg on 56% shooting and 7.2 rpg

Career highs table for Josiah Allick: Pts. 29, Reb. 18, Sts. 3


AHRON ULIS (YOU-LISS) G / 6-3 / 190 / Jr. / Chicago, Ill.



Stats table for Ahron Ulis: GP/GS 0/0, PPG 0.0, RPG 0.0, etc.

Iowa transfer who spent last 3 years with the Hawkeys and posted better than 2-to-1 asst.-to-TO ratio
Started 27 games at point guard in 2022-23, averaging 6.1 ppg, 2.1 spg
Scored a career-high 17 points on 8-of-10 shooting at Michigan State on 1/26/2023

BLAISE KEITA (BLAZE KAY-TA) F / 6-11 / 257 / Jr. / Bamako, Republic of Mali



Stats table for Blaise Keita: GP/GS 0/0, PPG 0.0, RPG 0.0, etc.

Returnee who is coming back from ankle surgery after playing in 21 games in 2022-23
Averaged 2.0 ppg on 51 percent shooting and 3.5 rpg while grabbing 10+ rebounds three times
Grabbed 11 rebounds in 23 minutes in the Huskers' overtime win over Wisconsin on Feb. 11, 2023

JEFFREY GRACE III G / 6-8 / 197 / So. / Elmhurst, Ill.



Stats table for Jeffrey Grace III: GP/GS 6/0, PPG 1.0, RPG 0.3, etc.

Walk-on who played in 11 games in 2022-23 (4 pts/3 reb)
Averaged 11.0 ppg, 5.0 rpg and 3.0 apg at York (Ill.) HS in 2020-21

HENRY BURT F / 6-7 / 216 / RFr. / Omaha, Neb.



Stats table for Henry Burt: GP/GS 4/0, PPG 0.5, RPG 0.5, etc.

Redshirt freshman who scored first points vs. Florida A&M
Averaged 12.6 ppg & 6.1 rpg as a senior at Elkhorn South

NEBRASKA HEAD COACH FRED HOIBERG

NEBRASKA (2019-PRESENT)

- Hired as Nebraska's 28th men's basketball coach on March 30, 2019, a position his grandfather (Jerry Bush) held for nine seasons from 1954 to 1963. 0
- Is the only coach in school history with two road wins against top-10 teams
- Led Nebraska to its fourth win over a No. 1 team in school history and first time since 1982 (1/9/24 vs. No. 1 Purdue)
- Guided Nebraska to three consecutive road wins over ranked opponents (No. 23 Ohio State and No. 10 Wisconsin in 2021-22 and No. 7 Creighton in 2022-23) for the first time in school history
- Brought in the highest-ranked recruiting class in school history, as his 2021 class was ranked 13th by ESPN.com
- Had NBA Draft Picks in both 2021 (Dalano Banton) and 2022 (Bryce McGowens) and has produced 12 players who have reached the NBA

CHICAGO BULLS (2015-18)

- Coached the Chicago Bulls for three-plus seasons, posting a 115-155 record.
- Became just the fifth coach in franchise history to post a winning record in his debut season.
- Took the Bulls to the 2017 NBA Playoffs where they won the first two games against the top-seeded Boston Celtics, as the Bulls were the first No. 8 seed to take a 2-0 lead against a No. 1 seed since 1993.
- Was the fifth coach in NBA history to have each of his first two career playoff victories come on the road.

IOWA STATE (2010-15)

- Served as head coach at his alma mater for five seasons, posting a 115-56 record, which is the top winning percentage in school history (.673).
- Led the Cyclones to four straight NCAA Tournament appearances - a program record - while his 115 wins were the most in a five-year stretch in school history.
- Guided Iowa State to back-to-back Big 12 Tournament titles in 2014 and 2015.
- Produced four All-Americans, 12 All-Big 12 honorees and 10 players who played in the NBA.
- Named Big 12 Coach of the Year in 2012, as the Cyclones went from three conference wins to 12 in one season.
- Won 28 games and reached the NCAA Sweet 16 in 2014.
- Led the Big 12 in scoring offense in two of his last four seasons and topped the conference in 3-pointers four times in five years.

MINNESOTA TIMBERWOLVES (2005-10)

- Served as Vice President of Basketball Operations in 2009-10, overseeing the day-to-day operations of basketball programs including college and pro scouting, salary cap management and NBA Draft preparations.
- Was the Assistant General Manager for three seasons, helping the Timberwolves orchestrate a draft-day trade for five-time all-star Kevin Love in 2008.

AS AN NBA PLAYER (1995-2005)

- Spent 10 years in the NBA with the Indiana Pacers (four seasons), Chicago Bulls (four seasons) and Minnesota Timberwolves (two seasons) after being selected in the second round of the 1995 NBA Draft.
- Was a member of three NBA Playoff Teams, including a Timberwolves team that reached the 2004 Western Conference Finals.
- Shot 40 percent from 3-point range during his career and led the NBA in 3-point shooting in his final season (48.3, 2004-05).
- Ended his NBA career abruptly at the age of 33 after undergoing open-heart surgery to repair an aneurysm in his aortic root.

AS A PLAYER AT IOWA STATE (1991-95)

- Started all four seasons at Iowa State, averaging 15.8 points, 6.9 rebounds, 2.8 assists and 1.6 steals per game in his collegiate career.
- His No. 32 was retired by Iowa State in 1997 and Hoiberg is a member of the Iowa State Hall of Fame.
- Garnered third-team All-America honors as a senior in 1994-95, averaging 19.9 points per game to help the Cyclones win a then-school-record 23 games and was named Big Eight Co-Male Athlete of the Year in 1995.
- Two-time Academic All-American who was inducted into the CSC Academic Hall of Fame in 2016.



FRED HOIBERG'S COLLEGIATE COACHING RECORD

Year	School	Overall Record	Pct.	Conf. Record	Pct	Conf. Finish	Postseason
2010-11	Iowa State	16-16	.500	3-13	.188	12th	None
2011-12	Iowa State	23-11	.676	12-6	.677	T-3rd	NCAA Third Round
2012-13	Iowa State	23-12	.657	11-7	.611	T-4th	NCAA Third Round
2013-14	Iowa State	28-8	.778	11-7	.611	T-3rd	NCAA Sweet 16
2014-15	Iowa State	25-9	.735	12-6	.677	T-2nd	NCAA Second Round
2019-20	Nebraska	7-25	.219	2-18	.100	14th	None
2020-21	Nebraska	7-20	.259	3-16	.158	14th	None
2021-22	Nebraska	10-22	.313	4-16	.200	T-13th	None
2022-23	Nebraska	16-16	.500	9-11	.450	T-11th	None
2023-24	Nebraska	13-4	.765	3-3	.500		
Totals		168-143	.540	70-103	.405		

THE LAST TIME...

Nebraska Team

Ranked in the top 5 (AP Poll).....	Never Happened
Ranked in the top 10 (AP Poll).....	March 1, 1966
Ranked in the top 20 (AP Poll).....	Jan. 2, 1995
Ranked in the top 25 (AP Poll).....	Dec. 31, 2018 (No. 24)
Ranked in the top 25 (USA Today Coaches Poll).....	Dec. 31, 2018 (No. 23)
Played AP Poll No. 1 ranked team.....	def. No. 1 Purdue (88-72), 1/9/2024
Defeated AP Poll No. 1 ranked team.....	def. No. 1 Purdue (88-72), 1/9/2024
Played AP Poll No. 2 ranked team.....	lost at No. 2 Michigan (47-62), 1/9/13
Defeated AP Poll No. 2 ranked team.....	vs. No. 2 Oklahoma State (85-69), 2/5/1992
Played Team Ranked 1-5 by AP.....	def. No. 1 Purdue (88-72), 1/9/2024
Defeated Team Ranked 1-5 by AP.....	def. No. 1 Purdue (88-72), 1/9/2024
Played Team Ranked 6-10 by AP.....	won at No. 7 Creighton (63-53), 12/4/2022
Defeated Team Ranked 6-10 by AP.....	at No. 7 Creighton (63-53), 12/4/2022
Defeated Team Ranked 11-25 by AP.....	at No. 23 Ohio State (78-70), 3/1/2022
Defeated Team Ranked 1-10 by AP on Road.....	at No. 7 Creighton (63-53), 12/4/2022
Defeated Ranked Team by AP on Road.....	at No. 7 Creighton (65-63), 12/4/2022
Scored 100 or more points.....	100; at NC State, 12/1/2021
Scored 90 or more points.....	91; South Carolina State, 12/29/2023
Scored 80 or more points.....	88; Purdue, 1/9/2024
Scored less than 50 points.....	48; Wisconsin, 2/10/2021
Scored less than 40 points.....	38; at Oregon, 12/15/2012
Shot 75% from the field.....	.750, vs. Nebraska-Omaha (42-56), 1/25/1988 \$
Shot 70% from the field.....	.723; vs. UNC Wilmington (34-47), 12/5/1997
Shot 60% from the field.....	.628; vs. Northwestern (27-43), 2/3/2015
Made 50 or more free throws.....	Never Happened
Made 40 or more free throws.....	43, vs. Texas (43-59), 1/3/1996 - \$
Made 30 or more free throws.....	37; vs. UTSA (37-50), 12/20/2017
Made 25 or more free throws.....	28; vs. Duquesne (28-31), 11/22/2023
Attempted 60 or more free throws.....	60, vs. Kansas State (36-60), 1/11/1954 - \$
Attempted 50 or more free throws.....	50, vs. UTSA (37-50), 12/20/2017
Attempted 40 or more free throws.....	50, vs. UTSA (37-50), 12/20/2017
Attempted 30 or more free throws.....	32; South Carolina State (24-32), 12/29/2023
Shot 100% from the foul line (min 10 att.).....	1.000; at Penn State (16-16), 1/19/2013
Shot 95% from the foul line (min 10 att.).....	.950; vs. Cal State Fullerton (19-20), 11/26/2023
Shot 90% from the foul line (min 10 att.).....	.950; vs. Cal State Fullerton (19-20), 11/26/2023
Shot 90% from the foul line (min 20 att.).....	.950; vs. Cal State Fullerton (19-20), 11/26/2023
Made 20 or more 3-pointers.....	Never Happened
Made 15 or more 3-pointers.....	15; Kennesaw State (15-29), 12/22/2021
Made 10 or more 3-pointers.....	14; Purdue (14-23), 1/9/2024
Made 0 3-pointers.....	0; vs. Jacksonville State (0-5), 12/18/2012
Held Opponent to 0 3-pointers.....	0; Southeastern Louisiana, 11/22/2015
Attempted 40 or more 3-pointers.....	41; vs. Nevada (9-41), 11/26/2020 \$
Attempted 30 or more 3-pointers.....	32; Indiana (12-32), 1/3/2024
Attempted 20 or more 3-pointers.....	26; at Iowa (4-26), 1/12/2024
Shot 75% from 3-point range (min. 10 att.).....	.750, vs. UT-Pan American (9-12), 12/2/2009 - \$
Shot 60% from 3-point range (min. 10 att.).....	.609; Purdue (14-23), 1/9/24
Shot 50% from 3-point range (min. 10 att.).....	.609; Purdue (14-23), 1/9/24
Shot 50% from 3-point range (min. 20 att.).....	.609; Purdue (14-23), 1/9/24
Had 60 or more rebounds.....	60; vs. Oral Roberts, 12/22/1999
Had 50 or more rebounds.....	50; South Carolina State, 12/29/2023
Had 30 or more assists.....	35, vs. Northeastern Illinois, 12/21/1994
Had 25 or more assists.....	25; vs. Doane, 12/17/2020
Had 20 or more assists.....	22; Purdue, 1/9/2024
Had 15 or more assists.....	16; Wisconsin, 1/6/2024
Had 20 or more steals.....	23, vs. Texas Tech, 3/4/1999 - \$
Had 15 or more steals.....	15; Indiana, 1/3/2024
Had 10 or more steals.....	15; Indiana, 1/3/2024
Had 15 or more blocked shots.....	15, vs. Coppin State, Dec. 6, 1996 - \$
Had 10 or more blocked shots.....	14; at Northwestern, 1/2/2018
Had 30 or more turnovers.....	31, at Creighton, 12/11/2005
Had 20 or more turnovers.....	20; South Carolina State, 12/29/2023
Had 5 or less turnovers.....	2; vs. Duquesne, 11/22/2023 - #

Nebraska Player...

Had 20 or more points:.....	28; Keisei Tominaga vs. Indiana, 1/3/2024
Had 25 or more points:.....	28; Keisei Tominaga vs. Indiana, 1/3/2024
Had 30 or more points:.....	30; Keisei Tominaga vs. Penn State, 2/5/2023
Had 40 or more points:.....	41; Teddy Allen vs. Penn State, 2/23/2021
Had 20 or more points in a half:.....	20; Lat Mayen vs. Rutgers (1st), 3/1/2021
Had No Player in Double Figures:.....	vs. Ohio State, 1/21/2012
Had Five Players with 10 or more points.....	North Dakota, 12/20/2023
.....	Wilcher (16); Lawrence (14); Tominaga (14); Williams (12); Gary (12); Allick (10)
Had Six Players with 10 or more points.....	North Dakota, 12/20/2023
.....	Wilcher (16); Lawrence (14); Tominaga (14); Williams (12); Gary (12); Allick (10)
Two Huskers with 20 or more points, same game:.....	vs. Duquesne, 11/22/2023
.....	Keisei Tominaga (23), Juwan Gary (20)
Two Huskers with 25 or more points, same game:.....	vs. Western Illinois, 11/9/21
.....	Alonzo Verge Jr. (26), Bryce McGowens (25)
Three Huskers with 20 or more points, same game:.....	Iowa, 3/10/2019
.....	James Palmer Jr. (30), Glynn Watson Jr. (23), Isaiah Roby (23)
Two Huskers with 30 or more points, same game:.....	vs. Oregon, 11/25/1995
.....	Tyronn Lue (30) & Jaron Boone (30) - only time in school history
Had 10 or more rebounds:.....	11; Brice Williams vs Purdue, 1/9/2024
Had 15 or more rebounds:.....	18; Juwan Gary at Kansas State, 12/17/2023
Had 20 or more rebounds:.....	21, Kimani Ffriend vs. Oral Roberts, 12/22/1999
Had 25 or more rebounds:.....	26, Bill Johnson vs. Iowa State, 1/4/1954 - \$
Two Huskers with 10 or more rebounds, same game:.....	at Kansas State, 12/17/2023
.....	(Juwan Gary-18; Rienk Mast-12)
Three Huskers with 10 or more rebounds, same game:.....	vs. Texas Tech, 1/19/2000
.....	(Steffon Bradford 16; Kimani Ffriend 12; Louis Truscott 11)
Had 5 or more 3-pointers:.....	5; Keisei Tominaga vs. Purdue (5-9), 1/9/2024
Had 6 or more 3-pointers:.....	7; Kobe Webster at Northwestern (7-12), 3/7/2021
Had 7 or more 3-pointers:.....	7; Kobe Webster at Northwestern (7-12), 3/7/2021
Had 8 or more 3-pointers:.....	8; Cary Cochran, vs. Baylor (8-13), 2/27/2002 - \$
Had 5 or more assists:.....	9; Brice Williams vs Purdue, 1/9/2024
Had 10 or more assists:.....	11; Alonzo Verge Jr. at Ohio State, 3/1/2022
Had 15 or more assists:.....	15; Charles Richardson vs. Rutgers, 12/2/2006
Had 18 or more assists:.....	18; Brian Carr, at Evansville, 1/3/1985 - \$
Had 5 or more blocked shots:.....	5; Isaiah Roby vs. Northwestern, 2/16/2019
Had 6 or more blocked shots:.....	6; Isaiah Roby vs. Eastern Illinois, 11/11/2017
Had 7 or more blocked shots:.....	7; John Turek vs. Colorado, 3/2/2005
Had 9 or more blocked shots:.....	9; Mikki Moore vs. Coppin State, 12/6/1996 - \$
Had 10 or more blocked shots:.....	Never Happened
Had 5 or more steals:.....	5; Keisei Tominaga at Kansas State, 12/17/2023
Had 6 or more steals:.....	6; Glynn Watson Jr. vs. Long Beach State, 11/26/2017
Had 7 or more steals:.....	7; Brandon Richardson at Ohio State, 1/3/2012
Had 8 or more steals:.....	8, Cookie Belcher vs. Oklahoma St., 2/7/2001 - \$
Had 10 or more steals:.....	Never Happened
Had Triple-Double (Points/Rebounds/Assists):.....	Dalano Banton vs. Doane, 12/17/2020, 13/11/10
Had Double-Double (Points/Assists):.....	Alonzo Verge Jr. at NC State (25/11), 12/1/2021
Had Double-Double (Points/Rebounds):.....	Juwan Gary (12 pts./12 reb.), North Dakota, 12/20/2023
Had Double-Double (Points/Steals):.....	Never Happened
Had Double-Double (Points/Blocks):.....	Never Happened
Had Two Players with Double-Doubles:.....	
.....	Rienk Mast (19 pts./12 reb.) and Juwan Gary (13 pts./18 reb.) at K-State, 12/17/2023

\$ - School Record - # - Tied School record
As of 1/13/2024

2023-24 GAME BY GAME

Team	FG-FGA	Pct.	3FG-3FGA	Pct.	FT-FTA	Pct.	O-D	Reb.	PF	A	TO	B	S	Pts.	W/L
Lindenwood	22-68	.324	3-16	.188	5-9	.556	13-27	40	21	2	12	2	4	52	
at Nebraska	27-56	.482	11-30	.367	19-29	.655	8-36	44	12	19	9	7	5	84	W
Florida A&M	20-66	.303	4-20	.200	10-17	.588	11-24	35	26	10	14	3	8	54	
at Nebraska	23-56	.411	10-28	.357	25-36	.694	16-39	55	17	15	18	5	7	81	W
Rider	17-56	.304	6-25	.240	10-12	.833	7-27	34	18	8	11	5	10	50	
at Nebraska	19-57	.333	9-32	.281	17-22	.773	14-33	47	9	13	11	0	3	64	W
Stony Brook	25-66	.379	7-30	.233	6-10	.600	9-19	28	17	6	9	2	10	63	
at Nebraska	33-60	.500	8-26	.308	10-17	.588	12-33	45	13	19	14	1	3	84	W
Oregon State	19-54	.352	6-22	.273	19-21	.905	9-22	31	23	11	9	3	4	63	
vs. Nebraska	30-65	.462	8-24	.333	16-26	.615	17-27	44	18	16	6	3	3	84	W
Duquesne	28-63	.444	8-29	.276	15-17	.882	14-23	37	24	8	6	3	1	79	
at Nebraska	26-53	.491	9-24	.375	28-31	.903	7-22	29	13	18	2	2	1	89	W
Cal State Fullerton	28-67	.418	9-22	.409	7-9	.778	15-20	35	17	9	12	5	8	72	
at Nebraska	27-58	.466	12-30	.400	19-20	.950	11-25	36	9	18	9	3	3	85	W
No. 15 Creighton	32-69	.464	14-40	.350	11-13	.846	14-34	48	14	17	12	4	5	89	
at Nebraska	24-71	.338	2-22	.091	10-14	.714	14-23	37	10	6	8	1	7	60	L
at Minnesota	25-53	.472	8-25	.320	18-29	.621	13-19	32	9	18	16	7	10	76	
Nebraska	24-53	.453	5-18	.278	12-15	.800	10-22	32	21	15	18	1	7	65	L
Michigan State	27-61	.443	8-17	.471	8-9	.889	8-23	31	13	14	9	2	5	70	
at Nebraska	27-54	.500	10-23	.435	13-15	.867	5-26	31	11	16	9	4	5	77	W
at Kansas State	16-60	.267	4-30	.133	10-18	.556	13-27	40	11	11	12	9	6	46	
Nebraska	25-72	.347	11-31	.355	1-4	.250	22-35	57	17	14	14	4	7	62	W
North Dakota	26-67	.388	11-32	.344	12-17	.706	19-23	42	14	11	11	2	6	75	
at Nebraska	29-63	.460	11-32	.344	14-19	.737	13-25	38	11	14	9	0	7	82	W
South Carolina State	23-74	.311	5-23	.217	11-15	.733	13-27	40	21	9	19	3	9	62	
at Nebraska	29-61	.475	9-30	.300	24-32	.750	10-40	50	18	22	20	7	16	91	W
Indiana	24-51	.471	9-18	.500	13-19	.684	9-27	36	19	19	19	2	5	70	
at Nebraska	27-59	.458	12-32	.375	20-26	.769	9-20	29	20	16	8	0	15	86	W
at No. 21 Wisconsin	33-60	.550	13-26	.500	9-13	.692	7-25	32	13	18	8	0	6	88	
Nebraska	26-53	.491	12-26	.462	8-11	.727	3-23	26	16	16	12	4	4	72	L
No. 1 Purdue	24-57	.421	13-33	.394	11-15	.733	11-23	34	16	17	14	2	1	72	
at Nebraska	29-57	.509	14-23	.609	16-19	.842	5-25	30	17	22	9	3	9	88	W
at Iowa	35-67	.522	15-35	.429	9-14	.643	9-27	36	13	30	6	0	5	94	
Nebraska	30-63	.476	4-26	.154	12-15	.800	8-26	34	14	14	8	1	5	76	L

GAME BY GAME STARTERS

Opponent	Date	Result	Guard	Guard	Guard/Forward	Forward	Forward
Lindenwood	11/6	W, 84-52	Lawrence	Wilcher	Williams	Allick	Mast
Florida A&M	11/9	W, 81-54	Lawrence	Wilcher	Williams	Allick	Mast
Rider	11/13	W, 64-50	Lawrence	Tominaga	Williams	Allick	Mast
Stony Brook	11/15	W, 84-63	Lawrence	Tominaga	Williams	Allick	Mast
vs. Oregon State	11/18	W, 84-63	Lawrence	Tominaga	Williams	Allick	Mast
Duquesne	11/22	W, 89-79	Lawrence	Tominaga	Williams	Allick	Mast
Cal State Fullerton	11/26	W, 85-72	Lawrence	Tominaga	Williams	Allick	Mast
No. 15 Creighton	12/3	L, 60-89	Lawrence	Tominaga	Williams	Allick	Mast
at Minnesota	12/6	L, 65-76	Lawrence	Tominaga	Williams	Allick	Mast
Michigan State	12/10	W, 77-70	Lawrence	Tominaga	Williams	Gary	Mast
at Kansas State	12/17	W, 62-46	Lawrence	Tominaga	Williams	Gary	Mast
North Dakota	12/20	W, 82-75	Lawrence	Tominaga	Williams	Gary	Allick
South Carolina State	12/29	W, 91-62	Lawrence	Tominaga	Williams	Gary	Allick
Indiana	1/3	W, 86-70	Lawrence	Tominaga	Williams	Gary	Mast
at No. 21 Wisconsin	1/6	L, 72-88	Lawrence	Tominaga	Williams	Gary	Mast
No. 1 Purdue	1/9	W, 88-72	Lawrence	Tominaga	Williams	Gary	Mast
at Iowa	1/12	L, 76-94	Lawrence	Tominaga	Williams	Gary	Mast

2023-24 SUPERLATIVES

NEBRASKA TEAM GAME HIGHS

POINTS	91	SOUTH CAROLINA ST. (12/29/23)
	89	DUQUESNE (11/22/23)
FIELD GOALS MADE	33	STONY BROOK (11/15/23)
	30	at Iowa (01/12/24)
	30	vs Oregon St. (11/18/23)
FIELD GOAL ATTEMPTS	72	at Kansas St. (12/17/23)
	71	CREIGHTON (12/03/23)
FIELD GOAL PERCENTAGE	.550 (33-60)	STONY BROOK (11/15/23)
	.509 (29-57)	PURDUE (01/09/24)
3 PT FIELD GOALS MADE	14	PURDUE (01/09/24)
	12	at Wisconsin (01/06/24)
	12	INDIANA (01/03/24)
	12	CAL ST. FULLERTON (11/26/23)
3 PT FG ATTEMPTS	32	INDIANA (01/03/24)
	32	NORTH DAKOTA (12/20/23)
	32	RIDER (11/13/23)
3 PT FG PERCENTAGE	.609 (14-23)	PURDUE (01/09/24)
	.462 (12-26)	at Wisconsin (01/06/24)
FREE THROWS MADE	28	DUQUESNE (11/22/23)
	25	FLORIDA A&M (11/09/23)
FREE THROW ATTEMPTS	36	FLORIDA A&M (11/09/23)
	32	SOUTH CAROLINA ST. (12/29/23)
FREE THROW PERCENTAGE	.950 (19-20)	CAL ST. FULLERTON (11/26/23)
	.903 (28-31)	DUQUESNE (11/22/23)
REBOUNDS	57	at Kansas St. (12/17/23)
	55	FLORIDA A&M (11/09/23)
ASSISTS	22	PURDUE (01/09/24)
	22	SOUTH CAROLINA ST. (12/29/23)
STEALS	16	SOUTH CAROLINA ST. (12/29/23)
	15	INDIANA (01/03/24)
BLOCKED SHOTS	7	SOUTH CAROLINA ST. (12/29/23)
	7	LINDENWOOD (11/06/23)
TURNOVERS	20	SOUTH CAROLINA ST. (12/29/23)
FOULS	21	at Minnesota (12/06/23)

OPPONENT TEAM GAME HIGHS

POINTS	94	at Iowa (01/12/24)
	89	CREIGHTON (12/03/23)
FIELD GOALS MADE	35	at Iowa (01/12/24)
	33	at Wisconsin (01/06/24)
FIELD GOAL ATTEMPTS	74	SOUTH CAROLINA ST. (12/29/23)
	69	CREIGHTON (12/03/23)
FIELD GOAL PERCENTAGE	.550 (33-60)	at Wisconsin (01/06/24)
	.522 (35-67)	at Iowa (01/12/24)
3 PT FIELD GOALS MADE	15	at Iowa (01/12/24)
	14	CREIGHTON (12/03/23)
3 PT FG ATTEMPTS	40	CREIGHTON (12/03/23)
	35	at Iowa (01/12/24)
3 PT FG PERCENTAGE	.500 (13-26)	at Wisconsin (01/06/24)
	.500 (9-18)	INDIANA (01/03/24)
FREE THROWS MADE	19	vs Oregon St. (11/18/23)
	18	at Minnesota (12/06/23)
FREE THROW ATTEMPTS	29	at Minnesota (12/06/23)
	21	vs Oregon St. (11/18/23)
FREE THROW PERCENTAGE	.905 (19-21)	vs Oregon St. (11/18/23)
	.889 (8-9)	MICHIGAN ST. (12/10/23)
REBOUNDS	48	CREIGHTON (12/03/23)
	42	NORTH DAKOTA (12/20/23)
ASSISTS	30	at Iowa (01/12/24)
	19	INDIANA (01/03/24)
STEALS	10	at Minnesota (12/06/23)
	10	STONY BROOK (11/15/23)
	10	RIDER (11/13/23)
BLOCKED SHOTS	9	at Kansas St. (12/17/23)
	7	at Minnesota (12/06/23)
TURNOVERS	19	INDIANA (01/03/24)
	19	SOUTH CAROLINA ST. (12/29/23)
FOULS	26	FLORIDA A&M (11/09/23)

NEBRASKA TEAM GAME LOWS

POINTS	60	CREIGHTON (12/03/23)
	62	at Kansas St. (12/17/23)
FIELD GOALS MADE	19	RIDER (11/13/23)
	23	FLORIDA A&M (11/09/23)
FIELD GOAL ATTEMPTS	53	DUQUESNE (11/22/23)
	53	at Minnesota (12/06/23)
	53	at Wisconsin (01/06/24)
FIELD GOAL PERCENTAGE	.333 (19-57)	RIDER (11/13/23)
	.338 (24-71)	CREIGHTON (12/03/23)
3 PT FIELD GOALS MADE	2	CREIGHTON (12/03/23)
	4	at Iowa (01/12/24)
3 PT FG ATTEMPTS	18	at Minnesota (12/06/23)
	22	CREIGHTON (12/03/23)
3 PT FG PERCENTAGE	.091 (2-22)	CREIGHTON (12/03/23)
	.154 (4-26)	at Iowa (01/12/24)
FREE THROWS MADE	1	at Kansas St. (12/17/23)
	8	at Wisconsin (01/06/24)
FREE THROW ATTEMPTS	4	at Kansas St. (12/17/23)
	11	at Wisconsin (01/06/24)
FREE THROW PERCENTAGE	.250 (1-4)	at Kansas St. (12/17/23)
	.588 (10-17)	STONY BROOK (11/15/23)
REBOUNDS	26	at Wisconsin (01/06/24)
	29	DUQUESNE (11/22/23)
	29	INDIANA (01/03/24)
ASSISTS	6	CREIGHTON (12/03/23)
	13	RIDER (11/13/23)
STEALS	1	DUQUESNE (11/22/23)
	3	RIDER (11/13/23)
	3	STONY BROOK (11/15/23)
	3	CAL ST. FULLERTON (11/26/23)
BLOCKED SHOTS	0	RIDER (11/13/23)
	0	NORTH DAKOTA (12/20/23)
	0	INDIANA (01/03/24)
TURNOVERS	2	DUQUESNE (11/22/23)
FOULS	9	RIDER (11/13/23)
	9	CAL ST. FULLERTON (11/26/23)

OPPONENT TEAM GAME LOWS

POINTS	46	at Kansas St. (12/17/23)
	50	RIDER (11/13/23)
FIELD GOALS MADE	16	at Kansas St. (12/17/23)
	17	RIDER (11/13/23)
FIELD GOAL ATTEMPTS	51	INDIANA (01/03/24)
	53	at Minnesota (12/06/23)
FIELD GOAL PERCENTAGE	.267 (16-60)	at Kansas St. (12/17/23)
	.303 (20-66)	FLORIDA A&M (11/09/23)
3 PT FIELD GOALS MADE	3	LINDENWOOD (11/06/23)
	4	FLORIDA A&M (11/09/23)
3 PT FG ATTEMPTS	4	at Kansas St. (12/17/23)
	16	LINDENWOOD (11/06/23)
3 PT FG PERCENTAGE	.133 (4-30)	MICHIGAN ST. (12/10/23)
	.188 (3-16)	at Kansas St. (12/17/23)
FREE THROWS MADE	5	LINDENWOOD (11/06/23)
	6	STONY BROOK (11/15/23)
FREE THROW ATTEMPTS	9	LINDENWOOD (11/06/23)
	9	CAL ST. FULLERTON (11/26/23)
	9	MICHIGAN ST. (12/10/23)
FREE THROW PERCENTAGE	.556 (5-9)	LINDENWOOD (11/06/23)
	.556 (10-18)	at Kansas St. (12/17/23)
REBOUNDS	28	STONY BROOK (11/15/23)
	31	vs Oregon St. (11/18/23)
	31	MICHIGAN ST. (12/10/23)
ASSISTS	2	LINDENWOOD (11/06/23)
	6	STONY BROOK (11/15/23)
STEALS	1	DUQUESNE (11/22/23)
	1	PURDUE (01/09/24)
BLOCKED SHOTS	0	at Wisconsin (01/06/24)
	0	at Iowa (01/12/24)
TURNOVERS	6	DUQUESNE (11/22/23)
	6	at Iowa (01/12/24)
FOULS	9	at Minnesota (12/06/23)

2023-24 SUPERLATIVES

WON/LOSS MARGIN

	1	2	3	4	5	6	7	8	9	10	11	12	13	14	15	16	17	18	19	20	+20
Husker Wins	0	0	0	0	0	0	1	1	0	1	0	0	1	1	0	3	0	0	0	0	5
Husker Losses	0	0	0	0	0	0	0	0	0	0	1	0	0	0	0	1	0	1	0	0	1

2023-24 INDIVIDUAL GAME HIGHS

Points	28	Keisei Tominaga vs Indiana (01/03/24)
	25	Brice Williams vs Oregon St. (11/18/23)
Field Goals Made	9	Keisei Tominaga vs Indiana (01/03/24)
	9	Brice Williams vs Oregon St. (11/18/23)
Field Goal Att.	17	Rienk Mast vs Purdue (01/09/24)
	17	Brice Williams vs Oregon St. (11/18/23)
FG Pct (min 5 made)	1.000 (5-5)	Keisei Tominaga vs Cal St. Fullerton (11/26/23)
	.833 (5-6)	Josiah Allick at Iowa (01/12/24)
3-Point FG Made	5	Keisei Tominaga vs Purdue (01/09/24)
	4	Keisei Tominaga vs Indiana (01/03/24)
	4	C.J. Wilcher vs North Dakota (12/20/23)
3-Point FG Att.	11	Keisei Tominaga vs Rider (11/13/23)
	10	Keisei Tominaga vs Indiana (01/03/24)
3-Pt FG Pct (min 2 made)	1.000 (3-3)	Keisei Tominaga vs Cal St. Fullerton (11/26/23)
	1.000 (3-3)	Rienk Mast vs Cal St. Fullerton (11/26/23)
Free Throws Made	9	Keisei Tominaga vs Duquesne (11/22/23)
	7	Brice Williams vs Florida A&M (11/09/23)
Free Throw Att.	10	Keisei Tominaga vs Duquesne (11/22/23)
	8	Eli Rice vs Florida A&M (11/09/23)
FT Pct (min 4 made)	1.000 (7-7)	Brice Williams vs Florida A&M (11/09/23)
	1.000 (6-6)	Rienk Mast vs Duquesne (11/22/23)
	1.000 (6-6)	Rienk Mast vs Florida A&M (11/09/23)
	1.000 (5-5)	C.J. Wilcher vs Purdue (01/09/24)
	1.000 (5-5)	Brice Williams vs South Carolina St. (12/29/23)
	1.000 (5-5)	Keisei Tominaga vs North Dakota (12/20/23)
Rebounds	18	Juwan Gary at Kansas St. (12/17/23)
	16	Rienk Mast vs Florida A&M (11/09/23)
Assists	9	Brice Williams vs Purdue (01/09/24)
	6	Brice Williams at Wisconsin (01/06/24)
	6	Jarron Coleman vs South Carolina St. (12/29/23)
	6	Rienk Mast vs Michigan St. (12/10/23)
	6	Jamarques Lawrence vs Cal St. Fullerton (11/26/23)
Steals	5	Keisei Tominaga at Kansas St. (12/17/23)
	4	Brice Williams vs Indiana (01/03/24)
	4	Jamarques Lawrence vs Indiana (01/03/24)
	4	Sam Hoiberg vs Florida A&M (11/09/23)
Blocked Shots	4	Juwan Gary vs South Carolina St. (12/29/23)
	2	Brice Williams vs Purdue (01/09/24)
	2	Brice Williams vs South Carolina St. (12/29/23)
	2	Brice Williams at Kansas St. (12/17/23)
	2	Juwan Gary vs Michigan St. (12/10/23)
	2	Brice Williams vs Cal St. Fullerton (11/26/23)
	2	Juwan Gary vs Oregon St. (11/18/23)
	2	C.J. Wilcher vs Lindenwood (11/06/23)
Turnovers	7	Jamarques Lawrence at Minnesota (12/06/23)
	6	Jarron Coleman vs South Carolina St. (12/29/23)
Fouls	5	Brice Williams at Minnesota (12/06/23)
Minutes	37	Rienk Mast at Kansas St. (12/17/23)
	36	Juwan Gary vs Michigan St. (12/10/23)
	35	Rienk Mast vs Michigan St. (12/10/23)

2023-24 OPPONENT INDIVIDUAL GAME HIGHS

Points	30	Max Jones vs Cal St. Fullerton (11/26/23)
	25	Jordan Pope vs Oregon St. (11/18/23)
Field Goals Made	11	Owen Freeman at Iowa (01/12/24)
	10	Max Jones vs Cal St. Fullerton (11/26/23)
Field Goal Att.	22	Baylor Scheierman vs Creighton (12/03/23)
	20	K'lei Parker vs Florida A&M (11/09/23)
FG Pct (min 5 made)	.846 (11-13)	Owen Freeman at Iowa (01/12/24)
	.833 (5-6)	Pharrel Payne at Minnesota (12/06/23)
3-Point FG Made	6	Baylor Scheierman vs Creighton (12/03/23)
	5	Josh Dix at Iowa (01/12/24)
	5	Payton Sandfort at Iowa (01/12/24)
	5	Tyree Ihenacho vs North Dakota (12/20/23)
	5	Max Jones vs Cal St. Fullerton (11/26/23)
3-Point FG Att.	19	Baylor Scheierman vs Creighton (12/03/23)
	12	Payton Sandfort at Iowa (12/03/23)
3-Pt FG Pct (min 2 made)	1.000 (2-2)	Ben Krikke at Iowa (01/12/24)
	1.000 (2-2)	Mason Miller vs Creighton (12/03/23)
Free Throws Made	9	Dae Dae Grant vs Duquesne (11/22/23)
	7	Pharrel Payne vs Michigan St. (12/10/23)
	7	Tyler Bilodeau vs Oregon St. (11/18/23)
Free Throw Att.	10	Elijah Hawkins at Minnesota (12/06/23)
	9	B.J. Omot vs North Dakota (12/20/23)
	9	Dae Dae Grant vs Duquesne (11/22/23)
FT Pct (min 4 made)	1.000 (9-9)	Dae Dae Grant vs Duquesne (11/22/23)
	1.000 (7-7)	Malik Hall vs Michigan St. (12/10/23)
	1.000 (7-7)	Tyler Bilodeau vs Oregon St. (11/18/23)
	1.000 (6-6)	Jordan Pope vs Oregon St. (11/18/23)
Rebounds	12	Ryan Kalkbrenner vs Creighton (12/03/23)
	10	Owen Freeman at Iowa (01/12/24)
	10	Payton Sandfort at Iowa (01/12/24)
	10	Kel'el Ware vs Indiana (01/03/24)
	10	Baylor Scheierman vs Creighton (12/03/23)
Assists	15	Tony Perkins at Iowa (01/12/24)
	11	Elijah Hawkins at Minnesota (12/06/23)
Steals	5	Mike Mitchell Jr. at Minnesota (12/06/23)
	4	Max Jones vs Cal St. Fullerton (11/26/23)
Blocked Shots	4	Will McNair Jr. at Kansas St. (12/17/23)
	3	Cam Carter at Kansas St. (12/17/23)
	3	Ryan Kalkbrenner vs Creighton (12/03/23)
	3	JT Langston Jr. vs Rider (11/13/23)
Turnovers	4	Lance Jones vs Purdue (01/09/24)
	4	Xavier Johnson vs Indiana (01/03/24)
	4	Malik Reneau vs Indiana (01/03/24)
	4	Kel'el Ware vs Indiana (01/03/24)
	4	Michael Teal vs South Carolina St. (12/29/23)
	4	Mitchell Taylor vs South Carolina St. (12/29/23)
	4	Elijah Hawkins at Minnesota (12/06/23)
	4	Corey McKeithan vs Rider (11/13/23)
Fouls	5	Jimmy Clark III vs Duquesne (11/22/23)
	5	David Dixon vs Duquesne (11/22/23)
	5	Justin Rochelin vs Oregon St. (11/18/23)
	5	Mervin James vs Rider (11/13/23)
	5	Chase Barrs vs Florida A&M (11/09/23)
	5	Shannon Grant vs Florida A&M (11/09/23)

2023-24 HUSKER LINEUPS

No.	Starting Lineup	Record
1.	Allick, Lawrence, Mast, Wilcher, Williams	2-0
2.	Allick, Lawrence, Mast, Tominaga, Williams	5-2
3.	Gary, Lawrence, Mast, Tominaga, Williams	4-2
4.	Allick, Gary, Lawrence, Tominaga, Williams	2-0

2023-24 GAME RECAPS

-----Nebraska Individual Leaders-----								
Date	Opponent	Result	Record (BIG)	Attend.	Points	Rebounds	Assists	Steals
11/6	Lindenwood	W, 84-52	1-0 (0-0)	13,478	Hoiberg (15)	Allick (8)	Coleman (4)	Allick (2)
11/9	Florida A&M	W, 81-54	2-0 (0-0)	13,766	Mast (20)	Mast (16)	Lawrence (4)	Hoiberg (4)
11/13	Rider	W, 64-50	3-0 (0-0)	13,478	Wilcher (13)	Mast (13)	Williams (3)	Lawrence (2)
11/15	Stony Brook	W, 84-63	4-0 (0-0)	13,614	Gary (19)	Williams (9)	Mast (5)	Tominaga (2)
11/18	vs. Oregon State	W, 84-63	5-0 (0-0)	2,938	Williams (25)	Mast (13)	Lawrence (3)	Allick, Williams, Tominaga (2)
11/22	Duquesne	W, 89-70	6-0 (0-0)	14,426	Tominaga (24)	Allick (7)	Allick (5)	Wilcher (1)
11/26	Cal State Fullerton	W, 85-72	7-0 (0-0)	14,171	Mast (19)	Mast (9)	Lawrence (5)	Gary (2)
12/3	No. 15 Creighton	L, 60-89	7-1 (0-0)	15,838	Tominaga (20)	Mast, Williams (7)	Williams, Lawrence (2)	Gary (3)
12/6	at Minnesota *	L, 65-76	7-2 (0-1)	6,899	Williams (18)	Lawrence (7)	Williams (4)	Williams (3)
12/10	Michigan State *	W, 77-70	8-2 (1-1)	14,585	Gary (20)	Mast (14)	Mast (6)	Gary (3)
12/17	at Kansas State	W, 62-46	9-2 (1-1)	10,206	Mast (19)	Gary (18)	Tominaga (4)	Tominaga (5)
12/20	North Dakota	W, 82-75	10-2 (1-1)	13,387	Wilcher (16)	Gary (12)	Williams, Lawrence (3)	Gary (2)
12/29	South Carolina State	W, 91-62	11-2 (1-1)	14,987	Wilcher (18)	Allick, Williams, Hoiberg (6)	Coleman (6)	Tominaga, Wilcher (3)
1/3	Indiana *	W, 86-70	12-2 (2-1)	13,446	Tominaga (28)	Allick (8)	Hoiberg (4)	Lawrence, Williams (4)
1/6	at No. 21 Wisconsin	L, 72-88	12-3 (2-2)	15,055	Tominaga (17)	Mast, Hoiberg (6)	Williams (6)	4 Players (1)
1/9	No. 1 Purdue	W, 88-72	13-3 (3-2)	14,106	Tominaga (19)	Williams (11)	Williams (9)	Hoiberg (3)
1/12	at Iowa	L, 76-94	13-4 (3-3)	9,670	Allick, Mast (14)	Hoiberg (6)	Hoiberg (4)	Hoiberg (2)

THE LAST TIME...

Nebraska...	A Nebraska Opponent...
Scored 100 or more points.....100; at NC State, 12/1/21	102; Michigan, 12/7/21
Scored 90 or more points.....91, South Carolina State, 12/29/23	94; at Iowa, 1/23/24
Scored 41 to 50 points.....50; Illinois, 1/10/23	46, at Kansas State, 12/17/23
Scored 40 or fewer points.....38; at Oregon, 12/15/12	38; Southwest Minnesota State, 12/28/18
Shot 70% from the field......723; vs. UNC Wilmington 12/5/97 (34-47)	.723; Kansas, 2/2/85 (34-47)
Shot 60% from the field......616; vs. Boston College, 11/30/22 (32-52)	.630; Michigan, 3/5/17 (34-54)
Shot 90% from the free throw line (Min 10 attempts)......909; vs. Southwest Minnesota State, 12/28/18 (10-11)	.905; vs. Oregon State, 11/18/23 (19-21)
Made 10, 3-Point Field Goals.....13; Purdue, 1/9/2024 (14-23)	15, at Iowa, 1/23/24 (15-33)
Had 60 rebounds.....60; vs. Oral Roberts, 12/22/99	70; at NC State, 12/1/21
Had 50 rebounds.....50; South Carolina State, 12/29/23	52; at St. John's, 11/17/22
Had 30 assists.....35, vs. Northeastern Illinois, 12/21/94	30; at Iowa, 1/23/24
Had 15 steals.....15, Indiana, 1/3/24	16; at Creighton, 12/11/2020
Had 10 blocked shots.....14; at Northwestern, 1/2/18	11; at NC State, 12/1/21
Had 10 or fewer turnovers.....8; at Iowa, 1/23/24	6; at Iowa, 1/23/24
Had 20 or more turnovers.....20; South Carolina State, 12/29/23	21; Kennesaw State, 12/22/21
Had three players with 20 points.....vs. Iowa, 3/10/19	Michigan, 1/14/17
.....(Palmer Jr. 27; Watson Jr. 23; Roby 23)	(Wagner 23, Irvin 21, Walton 20)
Had three players with 10 rebounds.....vs. Texas Tech, 1/19/00	at Kansas, 1/9/02
.....(Bradford 16, Ffriend 12, Truscott 11)	(Collision 13, Gooden 12, Simien 10)
Had five players reach double-figure points.....vs. North Dakota, 12/20/23	at Iowa, 1/23/24
.....(Wilcher-16; Lawrence-14; Tominaga-14; Gary-12; Williams-12; Allick-10)	(Freeman-22; Sandfort-19; Dix-16; Krikke-12; McCaffery-12; Perkins-11)
Had a player score 40 points.....41; Teddy Allen vs. Penn State 2/23/21	41; Marcus Carr, Minnesota, 2/27/21
Had a player score 30 points.....30; Keisei Tominaga vs. Penn State, 2/5/23	30; Max Jones, Cal State Fullerton, 11/26/23
Had a player grab 15 rebounds.....18; Juwan Gary at Kansas State, 12/17/2023	16; Julian Reece, Maryland, 2/19/23
Had a player dish out 10 assists.....12; Alonzo Verge Jr. at Ohio State, 3/1/22	14; Tony Perkins, Iowa, 1/12/24
Had a player collect five steals.....5; Keisei Tominaga at Kansas State, 12/17/2023	6; Jamhir Young, at Maryland, 1/28/23
Had a player block five shots.....5; Isaiah Roby vs. Maryland, 2/6/18	7; Zach Edey, Purdue, 12/10/2022
Had a player with a triple double.....13 pt/11 reb/10 asst.; Dalano Banton vs. Doane, 12/17/20	12 pt/11 reb./10 asst.; Trayce Jackson-Davis, Indiana, 12/7/22

SPECIALITY STATS

MISC. REVIEW

Nebraska Record When:	All (W)	All(L)	H(W)	H(L)	A (W)	A (L)							
Ahead at Halftime	9	1	8	1	1	0	Rebounds are Even	1	1	1	0	0	1
Behind at Halftime	4	3	3	1	1	2	Committing More TOs than Opp	4	3	3	0	1	3
Tied at Halftime	0	0	0	0	0	0	Committing Fewer TOs than Opp	7	1	6	1	1	0
Bench Outscores Opponent's	9	1	8	0	1	1	Turnovers are Even	2	0	2	0	0	0
Opponent Bench Outscores NU	3	3	2	2	1	1	Leading with 5:00 left	12	0	10	0	2	0
Bench scoring is even	1	0	1	0	0	0	Trailing with 5:00 left	1	4	1	1	0	3
Shooting 50% or Better	3	0	3	0	0	0	Tied with 5:00 left	0	0	0	0	0	0
Shooting Under 50%	10	4	8	2	2	2	In Overtime	0	0	0	0	0	0
Opp. Shoots 50% or Better	0	2	0	0	0	2	Scoring 80 or more points	10	0	9	0	1	0
Opp. Shoots Under 50%	13	2	11	2	2	0	Scoring 61 to 79 points	3	3	2	1	1	2
Outshooting Opponent (pct.)	12	0	10	0	2	0	Scoring 60 or fewer points	0	1	0	1	0	0
Outshot by Opponent (pct.)	1	4	1	1	0	3	Allowing 80 or more points	0	3	0	1	0	2
Shooting is even	0	0	0	0	0	0	Allowing 61 to 79 points	9	1	8	0	1	1
Outrebounding Opponent	8	0	6	0	2	0	Allowing 60 or fewer points	4	0	3	0	1	0
Outrebounded by Opponent	4	3	4	1	0	2							

MISC. TOTALS

Biggest margin of victory	32, Lindenwood (11/6)	Largest halftime lead surrendered in loss	15, at Minnesota (12/6)
Biggest margin of defeat	29, Creighton (12/3)	Largest lead at any time	49, South Carolina State (12/29)
Largest deficit overcome in win.....	14, North Dakota (12/20)	Largest deficit at any time	31, Creighton (12/3)
Largest halftime deficit overcome in win	10; North Dakota (12/20)	Largest runs without opponent scoring	20 vs. Oregon State (9:26-2:51, 1st)
Largest lead surrendered in loss.....	17, at Minnesota (12/6)	Largest opponent run without NU scoring.....	15 at Iowa (18:10-14:09, 1st)

SPECIALITY STATS

Opponent	NU-Opp Paint	NU-Opp off TO	NU-Opp 2nd Ch.	NU-Opp Bench	Largest Lead	Largest Deficit	Tip	1st Sub(s)
Lindenwood	32-32	8-4	11-9	27-21	36 (2nd, 5:34)	2 (1st, 19:36)	L	Hoiberg
Florida A&M	24-26	11-9	18-9	30-24	29 (2nd, 12:39)	1 (1st, 15:38)	L	Hoiberg, Coleman, Rice
Rider	18-16	9-4	13-10	26-14	17 (2nd, 1:44)	-	W	Hoiberg, Coleman
Stony Brook	42-18	7-19	12-9	29-14	23 (2nd, 1:47)	2 (1st, 17:59)	W	Gary
vs. Oregon State	38-16	14-5	22-6	25-17	31 (2nd, 14:06)	6 (1st, 18:12)	L	Gary
Duquesne	32-34	7-3	8-16	27-19	17 (2nd, 6:57)	6 (1st, 12:37)	L	Wilcher, Hoiberg, Gary, Coleman
Cal State Fullerton	28-32	11-7	8-14	18-18	19 (2nd, 4:51)	3 (1st, 18:43)	L	Coleman
Creighton	34-36	13-5	10-16	18-20	3 (1st, 14:56)	31 (2nd, 1:44)	L	Gary
at Minnesota	32-24	21-24	8-14	20-27	17 (1st, 1:13)	11 (2nd, 0:32)	L	Wilcher, Gary
Michigan State	30-28	8-4	4-8	18-9	7 (2nd, 0:25)	7 (1st, 12:19)	L	Wilcher, Hoiberg
at Kansas State	28-22	8-4	16-12	9-11	19 (2nd, 4:22)	6 (1st, 3:12)	L	Allick
North Dakota	30-28	20-7	17-15	21-28	10 (2nd, 0:46)	14 (2nd, 19:16)	W	Wilcher
South Carolina State	34-26	19-13	8-9	47-46	49 (2nd, 8:39)	-	W	Hoiberg
Indiana	24-26	27-6	11-10	18-20	22 (2nd, 5:23)	5 (1st, 17:27)	L	Allick
at Wisconsin	18-36	12-17	6-7	18-36	-	21 (2nd, 1:40)	L	Hoiberg
Purdue	28-20	18-7	7-11	30-24	16 (2nd, 0:47)	6 (1st, 5:33)	L	Hoiberg
at Iowa	46-32	7-8	10-12	34-18	1 (2nd, 17:13)	21 (2nd, 2:21)	L	Hoiberg

C.J. WILCHER

JUNIOR • GUARD • 6-5 • 214 • PLAINFIELD, N.J. • ROSELLE CATHOLIC



2023-24 HONORS

- One of the Big Ten's best sixth men who has played in every game since arriving on campus in 2021-22
- Has seven double-figure efforts, including four in his last six contests
- Had 16 points off the bench on 4-of-5 shooting, as he had eight points in a 11-0 second-half run after No. 1 Purdue pulled with 54-52
- Finished with 11 first-half points against Indiana before missing the second half because of back spasms
- Has six double-figures efforts this season and comes an 11 point effort against Indiana which included a trio of 3-pointers
- Scored a season high 18 points on 7-of-9 shooting against South Carolina State while adding three steals
- Totaled 16 points, including a season-high four 3-pointers, and added four rebounds vs. North Dakota on Dec. 20
- Had 10 points on 3-of-5 shooting in the win over Michigan State
- Finished with nine points, three rebounds and two assists at Minnesota
- Totaled 13 points and five rebounds in the win over Rider and 13 points against Lindenwood
- Played in all 32 games, including 24 starts, in 2022-23 and averaged 8.0 points per game while ranking second on the team with 42 3-pointers
- Totaled 10 double-figure efforts as a sophomore, including a career-high 22 points at No. 14 Indiana on Dec. 7, 2022
- Played in all 32 games in 2021-22, averaging 8.1 points and 2.3 rebounds per game as the Huskers' sixth man
- Paced NU in 3-pointers (52) and 3-point percentage (.406), while he also shot 43 percent from long range in Big Ten play
- Spent the 2020-21 season at Xavier, playing in 15 games and averaging 3.3 points and 1.1 rebounds per game
- Was a four-star recruit who ranked No. 81 by ESPN in the class of 2021
- Playing for Dave Boff at Roselle Catholic, averaging 18.8 points, 4.5 rebounds and 2.8 assists per game to earn first-team all-state honors
- Younger brother (Simeon) is a freshman guard at St. John's in 2023-24

CAREER STATS

SEASON	TEAM	GP-GS	MIN/AVG	Field Goals		3-Point		F-Throws		Rebounds				Scoring						
				FG-FGA	FG%	3FG-3FGA	3FG%	FT-FTA	FT%	OFF	DEF	TOT	AVG	PF-FO	A	TO	BLK	STL	PTS	AVG
2020-21	XU	15-1	151/10.1	18-45	.400	10-29	.345	4-4	1.000	7	9	16	1.1	11-0	5	7	1	5	50	3.3
2021-22	Nebr	32-2	791/24.7	92-199	.462	52-128	.406	22-35	.629	17	56	73	2.3	42-1	26	31	3	25	258	8.1
2022-23	Nebr	32-24	870/27.2	95-238	.399	42-134	.313	23-36	.639	17	61	78	2.4	52-1	44	47	6	18	255	8.0
2023-24	Nebr	17-2	287/16.9	46-92	.500	26-60	.433	21-23	.913	11	22	33	1.9	17-0	14	11	5	9	139	8.2
TOTAL FOR Nebr		81-28	1948/24.1	233-529	.440	120-322	.373	66-94	.702	45	139	184	2.3	111-2	84	89	14	52	652	8.0
TOTAL		96-29	2099/21.9	251-574	.437	130-351	.370	70-98	.714	52	148	200	2.1	122-2	89	96	15	57	702	7.3

MISC. STATS

Category	2023-24	Career*
10+ Points	7	31
20+ Points	0	2
30+ Points	0	0
40+ Points	0	0
Double-Doubles	0	0
10+ Rebounds	0	0
10+ Assists	0	0
Led NU in Scoring	3	7
Led NU in Reb.	0	0
Led NU in Assists	0	1

*Includes Xavier

SEASON/CAREER HIGHS

Points	
Season:	18, South Carolina State (12/29/23)
College Career:	22, at Indiana (12/7/22)
Rebounds	
Season:	5, Rider (11/13/23)
College Career:	6, Three times (last, 2/25/23)
Field Goals	
Season:	7, South Carolina State (12/29/23)
College Career:	8, vs. Omaha (11/10/22)
3-Point Field Goals	
Season:	4, North Dakota (12/20/23)
College Career:	5, at Rutgers (2/14/23)
Free Throws	
Season:	5, Purdue (1/9/24)
College Career:	6, at Indiana (12/7/22)
Free Throw Attempts	
Season:	5, Purdue (1/9/24)
College Career:	6, at Indiana (12/7/22)
Assists	
Season:	2, Four times (last, 1/12/24)
College Career:	4, Three times (last, 2/14/23)
Steals	
Season:	3, South Carolina State (12/29/23)
College Career:	3, Two times (last, 12/29/23)
Blocks	
Season:	2, Lindenwood (11/6/23)
College Career:	2, Two times (last, 11/6/23)
Minutes Played	
Season:	23, Rider (11/13/23)
College Career:	38, Two times (last, 1/7/23)

2023-24 GAME BY GAME

Opponent	Date	GS	MIN	Total		3-Pointers		Free throws		Rebounds				PF	A	TO	BLK	STL	PTS	AVG
				FG-FGA	PCT	3FG-3FGA	PCT	FT-FTA	PCT	OFF	DEF	TOT	AVG							
Lindenwood	11/06/2023	*	22:08	4-8	.500	2-5	.400	3-4	.750	0	1	1	1.0	0	2	0	2	0	13	13.0
Florida A&M	11/09/2023	*	19:51	2-6	.333	1-4	.250	1-2	.500	0	1	1	1.0	4	2	0	1	0	6	9.5
Rider	11/13/2023		22:51	4-8	.500	3-5	.600	2-2	1.000	4	1	5	2.3	2	1	3	0	0	13	10.7
Stony Brook	11/15/2023		14:23	1-3	.333	0-2	.000	0-0	.000	0	0	0	1.8	0	0	0	0	1	2	8.5
vs Oregon St.	11/18/2023		12:44	1-2	.500	1-2	.500	0-0	.000	0	0	0	1.4	0	1	0	0	0	3	7.4
Duquesne	11/22/2023		16:17	1-2	.500	0-1	.000	0-0	.000	0	2	2	1.5	1	1	0	0	1	2	6.5
Cal St. Fullerton	11/26/2023		16:37	2-6	.333	1-5	.200	0-0	.000	1	2	3	1.7	1	1	0	0	0	5	6.3
Creighton	12/03/2023		14:56	2-4	.500	0-2	.000	0-0	.000	0	0	0	1.5	0	0	0	0	0	4	6.0
at Minnesota	12/06/2023		18:07	3-6	.500	1-2	.500	2-2	1.000	1	2	3	1.7	2	2	1	0	0	9	6.3
Michigan St.	12/10/2023		15:00	3-5	.600	2-4	.500	2-2	1.000	1	1	2	1.7	0	1	0	0	0	10	6.7
at Kansas St.	12/17/2023		08:15	0-4	.000	0-2	.000	0-0	.000	1	2	3	1.8	1	0	1	1	0	0	6.1
North Dakota	12/20/2023		18:22	6-10	.600	4-6	.667	0-0	.000	1	3	4	2.0	1	1	1	0	1	16	6.9
South Carolina St.	12/29/2023		18:31	7-9	.778	2-4	.500	2-2	1.000	0	2	2	2.0	0	0	2	0	3	18	7.8
Indiana	01/03/2024		13:45	3-6	.500	3-6	.500	2-2	1.000	1	1	2	2.0	1	0	0	0	2	11	8.0
at Wisconsin	01/06/2024		16:33	2-4	.500	2-3	.667	0-0	.000	0	1	1	1.9	2	0	3	1	1	6	7.9
Purdue	01/09/2024		19:22	4-5	.800	3-4	.750	5-5	1.000	0	0	0	1.8	1	0	0	0	0	16	8.4
at Iowa	01/12/2024		19:01	1-4	.250	1-3	.333	2-2	1.000	1	3	4	1.9	1	2	0	0	0	5	8.2
Totals		2	286:42	46-92	.500	26-60	.433	21-23	.913	11	22	33	1.9	17	14	11	5	9	139	8.2

Player Averages

Games Played	Minutes/game	Points/game	FG Pct	3FG Pct	FT Pct	Rebounds/game	Assists/game	Turnovers/game	Assist/Turnover ratio	Steals/game	Blocks/game
17	16.9	8.2	50.0	43.3	91.3	1.9	0.8	0.6	1.3	0.5	0.3

SAM HOIBERG

SOPHOMORE • GUARD • 6-0 • 183 • LINCOLN, NEB. • PIUS X



2023-24 HONORS

- Savvy guard who brings a spark off the bench and can play either guard spot and has a better than 2-to-1 assist-to-turnover ratio
- Led NU in rebounds (six), assists (four) and steals (two) off the bench at Iowa
- Had nine points, including seven points in a 13-0 run to close the first half, three assists and three steals in the win over No. 1 Purdue
- Finished with five points, a team-high six boards and a pair of assists against No. 21 Wisconsin
- Totaled five points and a career-high four assists in 23 minutes against Indiana
- Set career bests in rebounds (seven) and assists (three) while adding five points in 16 minutes against South Dakota State
- Keyed a first-half run with five points and added two assists and two boards vs. North Dakota
- Finished with five points, three rebounds and two assists in the win over Michigan State
- Matched his then-season high with five rebounds vs. No. 15 Creighton
- Topped NU against Lindenwood in the season opener, matching his career high with 15 points, along with five rebounds and two assists
- Played in 21 contests, including one start, in 2022-23 and was one of NU's top guards off the bench as he averaged 4.1 points per game on 55 percent shooting
- Provided an offensive spark down the stretch, averaging 6.6 ppg on 58 percent shooting and 2.9 rpg over the final 12 contests of 2022-23
- Poured in a career-high 15 points on 6-of-8 shooting in 26 minutes at Maryland on Jan. 27, 2023
- Garnered honorable-mention all-state honors as a senior, averaging 14.9 points, 4.2 rebounds and 3.8 assists at Lincoln Pius X High School in 2020-21, helping the school to an 18-4 record and a berth in the Class A (largest class) state tournament
- Sports and Media Communications major who hosts his own weekly radio show
- Is the son of NU Head Coach Fred Hoiberg, who played collegiately at Iowa State and in the NBA for a decade, while his oldest brother, Jack, played at both Michigan State (2017-21) and Texas Arlington (2021-22) and works in the San Antonio Spurs organization in the video department

CAREER STATS

SEASON	TEAM	GP-GS	MIN/AVG	Field Goals		3-Point		F-Throws		Rebounds				Scoring						
				FG-FGA	FG%	3FG-3FGA	3FG%	FT-FTA	FT%	OFF	DEF	TOT	AVG	PF-FO	A	TO	BLK	STL	PTS	AVG
2022-23	Nebr	21-1	267/12.7	27-49	.551	9-22	.409	23-28	.821	8	30	38	1.8	19-0	7	8	1	13	86	4.1
2023-24	Nebr	17-0	318/18.7	25-61	.410	11-30	.367	13-19	.684	8	40	48	2.8	30-0	30	14	3	18	74	4.4
TOTAL		38-1	586/15.4	52-110	.473	20-52	.385	36-47	.766	16	70	86	2.3	49-0	37	22	4	31	160	4.2

MISC. STATS

Category	2023-24	Career
10+ Points	1	3
20+ Points	0	0
30+ Points	0	0
40+ Points	0	0
Double-Doubles	0	0
10+ Rebounds	0	0
10+ Assists	0	0
Led NU in Scoring	1	1
Led NU in Reb.	3	4
Led NU in Assists	2	2

SEASON/CAREER HIGHS

Points		
Season:	15, Lindenwood (11/6/23)	
College Career:	15, Two times (1/28/23)	
Rebounds		
Season:	7, South Carolina State (12/29/23)	
College Career:	Same	
Field Goals		
Season:	5, Lindenwood (11/6/23)	
College Career:	6, at Maryland (1/28/23)	
3-Point Field Goals		
Season:	2, Lindenwood (11/6/23)	
College Career:	3, at Maryland (1/28/23)	
Free Throws		
Season:	3, Two times (last, 1/3/24)	
College Career:	5, Two times (last, 2/28/23)	
Free Throw Attempts		
Season:	5, Lindenwood (11/6/23)	
College Career:	6, Michigan State (2/28/23)	
Assists		
Season:	4, Two times (last, 1/12/24)	
College Career:	Same	
Steals		
Season:	4, Florida A&M (11/9/23)	
College Career:	Same	
Blocks		
Season:	1, Three times (last, 1/6/24)	
College Career:	1, Four times (last, 1/6/24)	
Minutes Played		
Season:	25, Three times (last, 1/12/24)	
College Career:	37, Maryland (2/19/23)	

2023-24 GAME BY GAME

Opponent	Date	GS	MIN	Total		3-Pointers		Free throws		Rebounds				PF	A	TO	BLK	STL	PTS	AVG
				FG-FGA	PCT	3FG-3FGA	PCT	FT-FTA	PCT	OFF	DEF	TOT	AVG							
Lindenwood	11/06/2023		25:14	5-7	.714	2-4	.500	3-5	.600	0	5	5	5.0	1	2	0	1	1	15	15.0
Florida A&M	11/09/2023		22:37	1-3	.333	1-3	.333	0-0	.000	1	2	3	4.0	1	1	2	0	4	3	9.0
Rider	11/13/2023		22:04	2-4	.500	1-3	.333	2-2	1.000	2	2	4	4.0	2	1	1	0	0	7	8.3
Stony Brook	11/15/2023		12:41	1-2	.500	0-1	.000	0-0	.000	0	0	0	3.0	3	1	1	0	0	2	6.8
vs Oregon St.	11/18/2023		11:48	2-4	.500	1-3	.333	0-1	.000	0	0	0	2.4	3	0	1	0	0	5	6.4
Duquesne	11/22/2023		14:43	1-3	.333	1-1	1.000	0-0	.000	0	0	0	2.0	0	0	0	1	0	3	5.8
Cal St. Fullerton	11/26/2023		15:20	0-1	.000	0-0	.000	0-0	.000	0	2	2	2.0	3	1	0	0	0	0	5.0
Creighton	12/03/2023		11:12	0-3	.000	0-0	.000	0-2	.000	2	3	5	2.4	0	0	0	0	1	0	4.4
at Minnesota	12/06/2023		08:28	0-0	.000	0-0	.000	0-0	.000	0	0	0	2.1	0	2	0	0	0	0	3.9
Michigan St.	12/10/2023		16:38	1-4	.250	1-2	.500	2-2	1.000	0	3	3	2.2	1	2	0	0	1	5	4.0
at Kansas St.	12/17/2023		25:33	1-3	.333	1-2	.500	0-0	.000	0	3	3	2.3	1	2	0	0	2	3	3.9
North Dakota	12/20/2023		23:46	2-4	.500	1-2	.500	0-0	.000	0	2	2	2.3	4	2	3	0	1	5	4.0
South Carolina St.	12/29/2023		16:34	2-6	.333	0-2	.000	1-2	.500	3	4	7	2.6	3	3	2	0	2	5	4.1
Indiana	01/03/2024		22:53	1-3	.333	0-1	.000	3-3	1.000	0	0	0	2.4	3	4	1	0	1	5	4.1
at Wisconsin	01/06/2024		19:52	1-4	.250	1-2	.500	2-2	1.000	0	6	6	2.7	2	2	1	1	0	5	4.2
Purdue	01/09/2024		23:54	4-5	.800	1-2	.500	0-0	.000	0	2	2	2.6	2	3	0	0	3	9	4.5
at Iowa	01/12/2024		25:07	1-5	.200	0-2	.000	0-0	.000	0	6	6	2.8	1	4	2	0	2	2	4.4
Totals			0 318:24	25-61	.410	11-30	.367	13-19	.684	8	40	48	2.8	30	30	14	3	18	74	4.4

Player Averages

Games Played	Minutes/game	Points/game	FG Pct	3FG Pct	FT Pct	Rebounds/game	Assists/game	Turnovers/game	Assist/Turnover ratio	Steals/game	Blocks/game
17	18.7	4.4	41.0	36.7	68.4	2.8	1.8	0.8	2.1	1.1	0.2

BRICE WILLIAMS

JUNIOR • GUARD • 6-7 • 213 • HUNTERVILLE, N.C. • CHARLOTTE



2023-24 HONORS

- Three-level scorer who is a career 39 percent shooter from 3-point range and possesses the ability and wingspan to guard several positions
- Has been in double figures 13 times, including a season-high 25-point effort in the win over Oregon State
- Played his best all-around game of the year vs. No. 1 Purdue with nine points, a career-high nine assists, 11 rebounds and two blocked shots
- Went over 1,000 career points at No. 21 Wisconsin with 10 points and a then-career high six assists
- Totaled 15 points, six rebounds and a career-high four steals in the win over Indiana
- Tallied 16 points and seven rebounds in 20 minutes against South Carolina State
- Nearly posted a double-double at Kansas State with 10 points and nine rebounds
- Scored all 14 of his points in the second half against Michigan State, including a go-ahead 3-pointer with 2:10 remaining.
- Finished with 18 points, six boards, four assists and three steals before fouling out at Minnesota
- Scored 16 of his 17 points in the second half and added a season-high nine rebounds against Stony Brook
- Returned from a knee injury to earn second-team All-Conference USA honors in 2022-23, averaging 13.8 points and 5.8 rebounds per game while shooting almost 40 percent from 3-point range.
- MVP of the 2023 College Basketball Invitational, averaging 16.3 points, 7.8 rebounds and 3.0 assists per game and posting two double-doubles in four games
- Two-time C-USA Player of the Week who earned USBWA National Player of the Week after averaging 31.0 points on 78 percent shooting, 5.5 rebounds and 1.5 assists per game
- Was a second-team Charlotte Observer All-Mecklenburg County pick after averaging 21.2 points and 5.3 rebounds per game at Hopewell High School
- Graduated from Charlotte with a degree in mass communications in July of 2023 and is in NU's graduate program
- His father (Henry) is Charlotte's all-time leading scorer with 2,383 points and was a second-round pick of the San Antonio Spurs in 1992 before playing in Europe for a decade

CAREER STATS

SEASON	TEAM	GP-GS	MIN/AVG	Field Goals		3-Point		F-Throws		Rebounds				Scoring						
				FG-FGA	FG%	3FG-3FGA	3FG%	FT-FTA	FT%	OFF	DEF	TOT	AVG	PF-FO	A	TO	BLK	STL	PTS	AVG
2019-20	CLT	27-0	244/9.0	23-62	.371	9-30	.300	8-12	.667	5	35	40	1.5	18-0	4	11	7	6	63	2.3
2020-21	CLT	25-14	738/29.5	86-182	.473	31-72	.431	40-57	.702	20	79	99	4.0	54-0	25	27	11	19	243	9.7
2022-23	CLT	36-13	976/27.1	170-355	.479	58-146	.397	97-115	.843	28	162	190	5.3	48-1	43	46	13	20	495	13.8
2023-24	Nebr	17-17	465/27.3	71-167	.425	23-66	.348	53-60	.883	19	75	94	5.5	37-1	47	29	13	15	218	12.8
TOTAL FOR Nebr		17-17	465/27.3	71-167	.425	23-66	.348	53-60	.883	19	75	94	5.5	37-1	47	29	13	15	218	12.8
TOTAL		105-44	2423/23.1	350-766	.457	121-314	.385	198-244	.811	72	351	423	4.0	157-2	119	113	44	60	1019	9.7

MISC. STATS

Category	2023-24	Career*
10+ Points	13	52
20+ Points	1	13
30+ Points	0	2
40+ Points	0	0
Double-Doubles	0	4
10+ Rebounds	1	5
10+ Assists	0	0
Led NU in Scoring	2	2
Led NU in Reb.	4	4
Led NU in Assists	6	6

*Includes Charlotte

SEASON/CAREER HIGHS

Points	25, vs. Oregon State (11/18/23)
Season:	25, vs. Oregon State (11/18/23)
College Career:	32, UAB (3/4/23)
Rebounds	11, Purdue (1/9/24)
Season:	11, Purdue (1/9/24)
College Career:	13, Rice (2/25/23)
Field Goals	9, vs. Oregon State (11/18/23)
Season:	9, vs. Oregon State (11/18/23)
College Career:	12, UAB (3/4/23)
3-Point Field Goals	3, Two times (last, 1/3/24)
Season:	3, Two times (last, 1/3/24)
College Career:	4, vs. Milwaukee (3/20/23)
Free Throws	7, Florida A&M (11/9/23)
Season:	7, Florida A&M (11/9/23)
College Career:	11, Middle Tenn. St. (12/29/22)
Free Throw Attempts	14, Louisiana Tech (12/31/22)
Season:	14, Louisiana Tech (12/31/22)
Assists	9, Purdue (1/9/24)
Season:	9, Purdue (1/9/24)
College Career:	4, Three times (last, 12/6/23)
Steals	4, Indiana (1/3/24)
Season:	4, Indiana (1/3/24)
College Career:	Same
Blocks	2, Four times (last, 1/9/24)
Season:	2, Four times (last, 1/9/24)
College Career:	3, Two times (last, 3/20/23)
Minutes Played	32, Two times (last, 1/6/24)
Season:	32, Two times (last, 1/6/24)
College Career:	46, UAB (3/4/23)

2023-24 GAME BY GAME

Opponent	Date	GS	MIN	Total		3-Pointers		Free throws		Rebounds				PF	A	TO	BLK	STL	PTS	AVG	
				FG-FGA	PCT	3FG-3FGA	PCT	FT-FTA	PCT	OFF	DEF	TOT	AVG								
Lindenwood	11/06/2023	*	23:15	4-11	.364	2-6	.333	3-4	.750	0	1	1	1.0	1	2	1	1	0	13	13.0	
Florida A&M	11/09/2023	*	22:19	3-9	.333	2-4	.500	7-7	1.000	2	4	6	3.5	3	2	1	1	0	15	14.0	
Rider	11/13/2023	*	28:01	1-6	.167	1-3	.333	4-5	.800	0	8	8	5.0	1	3	1	0	1	7	11.7	
Stony Brook	11/15/2023	*	23:26	6-9	.667	2-3	.667	3-4	.750	2	7	9	6.0	3	4	3	0	0	17	13.0	
vs Oregon St.	11/18/2023	*	28:21	9-17	.529	3-7	.429	4-4	1.000	3	0	3	5.4	0	2	0	1	2	25	15.4	
Duquesne	11/22/2023	*	30:06	3-6	.500	1-3	.333	4-4	1.000	0	1	1	4.7	3	1	0	0	0	11	14.7	
Cal St. Fullerton	11/26/2023	*	29:48	4-9	.444	2-5	.400	4-4	1.000	0	2	2	4.3	3	3	1	2	0	14	14.6	
Creighton	12/03/2023	*	21:19	3-7	.429	0-0	.000	0-0	.000	2	5	7	4.6	1	2	1	0	1	6	13.5	
at Minnesota	12/06/2023	*	30:28	8-16	.500	1-3	.333	1-2	.500	3	3	6	4.8	5	4	4	1	3	18	14.0	
Michigan St.	12/10/2023	*	30:02	4-7	.571	1-2	.500	5-6	.833	0	3	3	4.6	2	0	2	1	0	14	14.0	
at Kansas St.	12/17/2023	*	31:59	4-12	.333	2-7	.286	0-1	.000	1	8	9	5.0	3	2	2	2	0	10	13.6	
North Dakota	12/20/2023	*	30:02	4-12	.333	0-5	.000	4-4	1.000	3	4	7	5.2	2	3	2	0	1	12	13.5	
South Carolina St.	12/29/2023	*	20:08	5-10	.500	1-4	.250	5-5	1.000	0	7	7	5.3	2	1	3	2	0	16	13.7	
Indiana	01/03/2024	*	23:32	5-10	.500	3-4	.750	2-3	.667	3	3	6	5.4	2	1	3	0	4	15	13.8	
at Wisconsin	01/06/2024	*	31:48	3-9	.333	1-3	.333	3-3	1.000	0	4	4	5.3	1	6	1	0	0	10	13.5	
Purdue	01/09/2024	*	29:39	2-6	.333	1-1	1.000	4-4	1.000	0	11	11	5.6	3	9	2	2	2	9	13.3	
at Iowa	01/12/2024	*	30:20	3-11	.273	0-6	.000	0-0	.000	0	4	4	5.5	2	2	2	0	1	6	12.8	
Totals			17	464:33	71-167	.425	23-66	.348	53-60	.883	19	75	94	5.5	37	47	29	13	15	218	12.8

Player Averages

Games Played	Minutes/game	Points/game	FG Pct	3FG Pct	FT Pct	Rebounds/game	Assists/game	Turnovers/game	Assist/Turnover ratio	Steals/game	Blocks/game
17	27.3	12.8	42.5	34.8	88.3	5.5	2.8	1.7	1.6	0.9	0.8

JUWAN GARY

JUNIOR • GUARD/FORWARD • 6-6 • 215 • COLUMBIA, S.C. • ALABAMA



2023-24 HONORS

- Returning starter at forward who returned after season-ending shoulder surgery in January of 2023
- Gives the Huskers toughness and athleticism and has worked to significantly improve his shooting
- Has been in double figures nine times, tying or setting career highs in scoring three times in 2023-24
- Finished with 13 points, five rebounds and two steals in the win over No. 1 Purdue
- Played just 16 minutes against South Carolina State, finishing with career highs in blocks (four) and assists (four) with five points and three boards
- Posted his second straight double-double with 12 points and 12 boards vs. North Dakota
- Grabbed a career-high 18 rebounds, including 11 offensive boards, and had 13 points in the win at Kansas State
- Made his first start of the season against Michigan State and finished with 20 points on 8-of-11 shooting, three rebounds and three steals
- Totaled a career-high 20 points on 7-of-10 shooting against Duquesne
- Recorded a double-double in the win over Oregon State with 12 points and a season-high 10 rebounds, marking his fourth career double-double
- Starting forward who played in 17 games before suffering a season-ending left shoulder injury on Jan. 10, 2023
- Had a season-high 18 points, including the go-ahead basket with 55 seconds left in OT, and six boards at Minnesota
- Played in 29 games at Alabama in 2021-22, averaging 6.5 points per game on 51 percent shooting and 3.4 rebounds per game
- Totaled eight double-figure efforts, including a career-high 19 points in wins over both Houston and at Florida, and two double-doubles
- Helped Alabama to an SEC title and an NCAA Sweet 16 berth in 2020-21, playing in 30 games, including two starts, as Alabama went 26-7
- Suffered a torn right ACL in October of 2019 and missed the entire season
- Ranked No. 64 overall by ESPN and was No. 82 in the RSCI Composite after averaging 25 points, seven rebounds and two blocks per game for Liberty Heights Charter School

MISC. STATS

Category	2023-24	Career*
10+ Points	9	29
20+ Points	2	2
30+ Points	0	0
40+ Points	0	0
Double-Doubles	3	6
10+ Rebounds	3	8
10+ Assists	0	0
Led NU in Scoring	2	5
Led NU in Reb.	2	6
Led NU in Assists	0	0

*Includes Alabama

SEASON/CAREER HIGHS

Points	
Season:	20, Two times (last, 12/10/23)
College Career:	Same
Rebounds	
Season:	18, at Kansas State (12/17/23)
College Career:	Same
Field Goals	
Season:	8, Two times (last, 12/10/23)
College Career:	Same
3-Point Field Goals	
Season:	3, North Dakota (12/20/23)
College Career:	3, Two times (last, 12/20/23)
Free Throws	
Season:	5, Cal State Fullerton (11/26/23)
College Career:	6 vs. Houston (12/11/21)
Free Throw Attempts	
Season:	6, Cal State Fullerton (11/26/23)
College Career:	9 vs. Houston (12/11/21)
Assists	
Season:	4, South Carolina State (12/29/23)
College Career:	Same
Steals	
Season:	3, Two times (last, 12/10/23)
College Career:	4, at Kansas State (12/17/22)
Blocks	
Season:	4., South Carolina State (12/29/23)
College Career:	Same
Minutes Played	
Season:	36, Michigan State (12/10/23)
College Career:	37, Iowa (12/29/22)

CAREER STATS

SEASON	TEAM	GP-GS	MIN/AVG	Field Goals		3-Point		F-Throws		Rebounds				Scoring						
				FG-FGA	FG%	3FG-3FGA	3FG%	FT-FTA	FT%	OFF	DEF	TOT	AVG	PF-FO	A	TO	BLK	STL	PTS	AVG
2020-21	Bama	30-2	284/9.5	48-89	.539	1-9	.111	18-34	.529	40	45	85	2.8	40-1	5	13	12	14	115	3.8
2021-22	Bama	29-16	450/15.5	73-142	.514	9-41	.220	33-54	.611	49	50	99	3.4	61-1	9	18	16	17	188	6.5
2022-23	Nebr	17-17	502/29.6	64-147	.435	15-57	.263	18-29	.621	35	75	110	6.5	32-0	14	15	9	24	161	9.5
2023-24	Nebr	14-8	348/24.8	64-123	.520	14-42	.333	24-36	.667	37	44	81	5.8	29-0	18	9	13	17	166	11.9
TOTAL FOR Nebr		31-25	850/27.4	128-270	.474	29-99	.293	42-65	.646	72	119	191	6.2	61-0	32	24	22	41	327	10.5
TOTAL		90-43	1584/17.6	249-501	.497	39-149	.262	93-153	.608	161	214	375	4.2	162-2	46	55	50	72	630	7.0

2023-24 GAME BY GAME

Opponent	Date	GS	MIN	Total		3-Pointers		Free throws		Rebounds				Scoring							
				FG-FGA	PCT	3FG-3FGA	PCT	FT-FTA	PCT	OFF	DEF	TOT	AVG	PF	A	TO	BLK	STL	PTS	AVG	
Stony Brook	11/15/2023		23:18	8-11	.727	2-4	.500	1-4	.250	2	5	7	7.0	0	0	0	0	19	19.0		
vs Oregon St.	11/18/2023		20:58	5-10	.500	1-4	.250	1-2	.500	4	6	10	8.5	3	2	2	2	1	12	15.5	
Duquesne	11/22/2023		22:03	7-10	.700	2-4	.500	4-4	1.000	2	3	5	7.3	3	1	0	0	0	20	17.0	
Cal St. Fullerton	11/26/2023		24:46	3-10	.300	2-7	.286	5-6	.833	2	4	6	7.0	0	1	0	0	2	13	16.0	
Creighton	12/03/2023		24:11	4-9	.444	0-2	.000	0-0	.000	1	0	1	5.8	0	1	0	1	3	8	14.4	
at Minnesota	12/06/2023		30:54	5-7	.714	0-1	.000	1-1	1.000	2	2	4	5.5	3	2	2	0	2	11	13.8	
Michigan St.	12/10/2023	*	35:59	8-11	.727	2-4	.500	2-3	.667	0	3	3	5.1	2	1	1	2	3	20	14.7	
at Kansas St.	12/17/2023	*	30:39	6-16	.375	1-2	.500	0-0	.000	11	7	18	6.8	3	1	3	1	0	13	14.5	
North Dakota	12/20/2023	*	34:01	4-8	.500	3-5	.600	1-2	.500	4	8	12	7.3	1	2	0	0	2	12	14.2	
South Carolina St.	12/29/2023	*	15:42	1-3	.333	0-2	.000	3-4	.750	2	1	3	6.9	0	4	0	4	1	5	13.3	
Indiana	01/03/2024	*	20:32	2-7	.286	0-2	.000	0-0	.000	2	0	2	6.5	4	2	0	0	1	4	12.5	
at Wisconsin	01/06/2024	*	17:50	4-5	.800	0-1	.000	0-0	.000	0	0	0	5.9	4	0	0	1	0	8	12.1	
Purdue	01/09/2024	*	33:13	4-8	.500	1-1	1.000	3-6	.500	3	2	5	5.8	2	1	1	1	2	12	12.1	
at Iowa	01/12/2024	*	13:41	3-8	.375	0-3	.000	3-4	.750	2	3	5	5.8	4	0	0	1	0	9	11.9	
Totals			8	347:48	64-123	.520	14-42	.333	24-36	.667	37	44	81	5.8	29	18	9	13	17	166	11.9

Player Averages

Games Played	Minutes/game	Points/game	FG Pct	3FG Pct	FT Pct	Rebounds/game	Assists/game	Turnovers/game	Assist/Turnover ratio	Steals/game	Blocks/game
14	24.8	11.9	52.0	33.3	66.7	5.8	1.3	0.6	2.0	1.2	0.9

JARRON COLEMAN

SENIOR • GUARD • 6-5 • 213 • INDIANAPOLIS, IND. • BALL STATE



2023-24 HONORS

- Grad transfer from Ball State who comes off the bench to give the Husker backcourt size and leadership
- Has recorded multiple assists seven times in 2023-24, including a season-high six assists against South Carolina State
- Saw his first action since Dec. 6 against SCSU, finishing with eight points, including a pair of 3-pointers, and six assists in 19 minutes
- Totaled five points, six boards and four assists in the win over Lindenwood
- Was a second-team All-Mid-American Conference pick in 2022-23, topping Ball State in scoring (14.6 ppg), assists (3.8 apg) and steals (1.3 spg), as he finished eighth in the MAC in assists and 3-pointers per game
- Spent the 2021-22 season at Missouri, where he averaged 8.6 points, 3.4 rebounds and 2.8 assists per game, leading the Tigers in assists and 3-pointers (46) while totaling 14 double-figure efforts
- Was the MAC Freshman of the Year in 2019-20 at Ball State, leading all MAC Freshmen in scoring, assists and rebounding in conference action
- Played at Cathedral High School in Indianapolis, where he averaged 17.2 points, 6.3 rebounds and 4.1 assists per game to garner IBCA Senior All-State Supreme 15 honors
- Received his undergraduate degree from Ball State in July of 2023, becoming the first college graduate in his family, and is currently studying sports communications at Nebraska

MISC. STATS

Category	2023-24	Career*
10+ Points	0	51
20+ Points	0	9
30+ Points	0	0
40+ Points	0	0
Double-Doubles	0	11
10+ Rebounds	0	13
10+ Assists	0	0
Led NU in Scoring	0	0
Led NU in Reb.	0	0
Led NU in Assists	3	3

*Includes Ball State/Missouri

SEASON/CAREER HIGHS

Points	
Season:	8, South Carolina State (12/29/23)
College Career:	33, Toledo (3/11/21)
Rebounds	
Season:	6, Lindenwood (11/6/23)
College Career:	13, at Ole Miss (1/18/22)
Field Goals	
Season:	3,, South Carolina State (12/29/23)
College Career:	12, Toledo (3/11/21)
3-Point Field Goals	
Season:	2,, South Carolina State (12/29/23)
College Career:	7, Two times (last, 1/24/23)
Free Throws	
Season:	2, Two times (last, 11/15/23)
College Career:	9, Kent State (2/21/23)
Free Throw Attempts	
Season:	3, Florida A&M (11/9/23)
College Career:	10, Kent State (2/21/23)
Assists	
Season:	6, South Carolina State (12/29/23)
College Career:	8, Four times (last, 2/21/23)
Steals	
Season:	1, Three times (last, 12/29/23)
College Career:	4, Two times (last, 1/17/23)
Blocks	
Season:	1, Florida A&M (11/9/23)
College Career:	2, Three times (last, 12/10/22)
Minutes Played	
Season:	20, Two times (last, 12/29/23)
College Career:	43, Eastern Michigan (2/3/23)

CAREER STATS

SEASON	TEAM	GP-GS	MIN/AVG	Field Goals		3-Point		F-Throws		Rebounds				Scoring						
				FG-FGA	FG%	3FG-3FGA	3FG%	FT-FTA	FT%	OFF	DEF	TOT	AVG	PF-FO	A	TO	BLK	STL	PTS	AVG
2019-20	BSU	31-25	791/25.5	109-239	.456	26-80	.325	44-67	.657	25	123	148	4.8	56-1	91	83	8	27	288	9.3
2020-21	BSU	13-10	351/27.0	62-130	.477	31-73	.425	25-32	.781	15	53	68	5.2	25-0	42	41	6	9	180	13.8
2021-22	MIZ	31-21	888/28.6	97-269	.361	46-152	.303	27-42	.643	15	90	105	3.4	64-2	86	85	7	28	267	8.6
2022-23	BSU	30-30	1026/34.2	143-380	.376	68-193	.352	76-98	.776	17	129	146	4.9	76-1	115	75	10	40	430	14.3
2023-24	Nebr	10-0	138/13.8	8-34	.235	4-21	.190	7-11	.636	1	19	20	2.0	11-0	26	17	1	3	27	2.7
TOTAL FOR Nebr	10-0	138/13.8	8-34	.235	4-21	.190	7-11	.636	1	19	20	2.0	11-0	26	17	1	3	27	2.7	
TOTAL	115-86	3193/27.8	419-1052	.398	175-519	.337	179-250	.716	73	414	487	4.2	232-4	360	301	32	107	1192	10.4	

2023-24 GAME BY GAME

Opponent	Date	GS	MIN	Total		3-Pointers		Free throws		Rebounds				PF	A	TO	BLK	STL	PTS	AVG	
				FG-FGA	PCT	3FG-3FGA	PCT	FT-FTA	PCT	OFF	DEF	TOT	AVG								
Lindenwood	11/06/2023		19:47	1-3	.333	1-2	.500	2-2	1.000	0	6	6	6.0	1	4	2	0	1	5	5.0	
Florida A&M	11/09/2023		17:54	1-3	.333	1-3	.333	1-3	.333	0	3	3	4.5	0	3	3	1	0	4	4.5	
Rider	11/13/2023		18:46	1-5	.200	0-3	.000	1-2	.500	0	3	3	4.0	1	2	0	0	0	3	4.0	
Stony Brook	11/15/2023		10:47	1-2	.500	0-1	.000	2-2	1.000	0	1	1	3.3	1	2	2	0	0	4	4.0	
vs Oregon St.	11/18/2023		14:50	0-2	.000	0-2	.000	1-2	.500	0	2	2	3.0	1	3	0	0	1	1	3.4	
Duquesne	11/22/2023		13:38	1-5	.200	0-1	.000	0-0	.000	1	1	2	2.8	1	4	0	0	0	2	3.2	
Cal St. Fullerton	11/26/2023		08:31	0-2	.000	0-1	.000	0-0	.000	0	2	2	2.7	1	2	4	0	0	0	2.7	
Creighton	12/03/2023		10:36	0-4	.000	0-2	.000	0-0	.000	0	1	1	2.5	2	0	0	0	0	0	2.4	
at Minnesota	12/06/2023		03:25	0-1	.000	0-1	.000	0-0	.000	0	0	0	2.2	2	0	0	0	0	0	2.1	
South Carolina St.	12/29/2023		19:30	3-7	.429	2-5	.400	0-0	.000	0	0	0	2.0	1	6	6	0	1	8	2.7	
Totals			0	137:44	8-34	.235	4-21	.190	7-11	.636	1	19	20	2.0	11	26	17	1	3	27	2.7

Player Averages

Games Played	Minutes/ game	Points/ game	FG Pct	3FG Pct	FT Pct	Rebounds/ game	Assists/ game	Turnovers/ game	Assist/Turnover ratio	Steals/ game	Blocks/ game
10	13.8	2.7	23.5	19.0	63.6	2.0	2.6	1.7	1.5	0.3	0.1

JAMARQUES LAWRENCE

SOPHOMORE • GUARD • 6-3 • 182 • PLAINFIELD, N.J. • ROSELLE CATHOLIC



2023-24 HONORS

- Is the Huskers starting point guard after playing more of an off the ball role in 2022-23
- A solid defender and shooter who excels the pushing the tempo and continues to make strides
- Finished with 12 points, three assists and a career-high four steals in the win over Indiana
- Had eight points in just 12 minutes against South Carolina State
- Finished with 14 points and three assists in the win over North Dakota, including eight points in an 11-2 stretch after UND got within one point
- Tallied a career-high 16 points and seven rebounds in the loss at Minnesota
- Had 11 points and a career-high six assists in the win over Cal State Fullerton on Nov. 26.
- Played in 28 games, including 12 starts, as a true freshman, averaging 5.7 points per game while shooting 37 percent from 3-point range.
- Started NU's final 12 games of 2022-23, averaging 9.0 points, 3.5 rebounds and 1.9 assists per game and totaling seven double-figure efforts.
- Matched his season high with 15 points, including five 3-pointers, and dished out four assists in a win at Iowa
- Scored a career high 15 points on 7-of-10 shooting and added four rebounds and three assists vs. Michigan State
- Starred at Roselle (N.J.) Catholic, helping the school to a 29-3 record, a state title and a top-10 national finish in 2021-22
- Earned first-team all-state honors as a senior, averaging 15.9 points, 5.0 rebounds and 3.5 assists per game
- Attended the same high school as C.J. Wilcher, although their tenures at the school did not overlap
- Totaled 1,447 points, including over 200 3-pointers, as well as 280 rebounds and 250 assists during his high school career
- Chose Nebraska over a host of schools including Wake Forest, DePaul, Virginia Tech, Cal and Wichita State

MISC. STATS

Category	2023-24	Career
10+ Points	3	10
20+ Points	0	0
30+ Points	0	0
40+ Points	0	0
Double-Doubles	0	0
10+ Rebounds	0	0
10+ Assists	0	0
Led NU in Scoring	0	0
Led NU in Reb.	1	2
Led NU in Assists	5	5

SEASON/CAREER HIGHS

Points	
Season:	16, at Minnesota (12/6/23)
College Career:	same
Rebounds	
Season:	7, at Minnesota (12/6/23)
College Career:	9, Penn State (2/5/23)
Field Goals	
Season:	5, at Minnesota (12/6/23)
College Career:	7, vs. Michigan State (2/28/23)
3-Point Field Goals	
Season:	3, at Minnesota (12/6/23)
College Career:	5, at Iowa (3/5/23)
Free Throws	
Season:	4, North Dakota (12/20/23)
College Career:	same
Free Throw Attempts	
Season:	6, North Dakota (12/20/23)
College Career:	6, Rwo times (last, 12/20/23)
Assists	
Season:	6, Cal State Fullerton (11/26/23)
College Career:	Same
Steals	
Season:	3, Florida A&M (11/9/23)
College Career:	Same
Blocks	
Season:	None
College Career:	1, Four times (last, 2/14/23)
Minutes Played	
Season:	33, at Minnesota (12/6/23)
College Career:	35, vs. Wisconsin (2/11/23)

CAREER STATS

SEASON TEAM	GP-GS	MIN/AVG	FG-FGA	FG%	3FG-3FGA	3FG%	FT-FTA	FT%	OFF	DEF	TOT	AVG	PF-FO	A	TO	BLK	STL	PTS	AVG
2022-23 Nebr	28-12	506/18.1	50-123	.407	28-75	.373	12-31	.387	8	53	61	2.2	41-0	28	30	4	11	140	5.0
2023-24 Nebr	17-17	403/23.7	33-97	.340	14-52	.269	18-25	.720	7	53	60	3.5	36-0	41	35	0	13	98	5.8
TOTAL	45-29	909/20.2	83-220	.377	42-127	.331	30-56	.536	15	106	121	2.7	77-0	69	65	4	24	238	5.3

2023-24 GAME BY GAME

Opponent	Date	GS	MIN	FG-FGA	PCT	3FG-3FGA	PCT	FT-FTA	PCT	OFF	DEF	TOT	AVG	PF	A	TO	BLK	STL	PTS	AVG
Lindenwood	11/06/2023	*	18:22	2-8	.250	2-6	.333	1-2	.500	2	4	6	6.0	3	1	2	0	0	7	7.0
Florida A&M	11/09/2023	*	24:40	2-6	.333	0-3	.000	1-2	.500	0	5	5	5.5	1	4	4	0	3	5	6.0
Rider	11/13/2023	*	24:48	0-5	.000	0-2	.000	0-0	.000	0	3	3	4.7	2	2	1	0	2	0	4.0
Stony Brook	11/15/2023	*	27:26	4-8	.500	0-2	.000	0-0	.000	1	4	5	4.8	3	4	3	0	0	8	5.0
vs Oregon St.	11/18/2023	*	22:45	1-3	.333	0-0	.000	1-1	1.000	0	5	5	4.8	2	3	0	0	0	3	4.6
Duquesne	11/22/2023	*	26:22	2-4	.500	2-4	.500	0-0	.000	0	2	2	4.3	1	3	0	0	0	6	4.8
Cal St. Fullerton	11/26/2023	*	27:25	4-10	.400	1-5	.200	2-2	1.000	1	1	2	4.0	1	6	0	0	1	11	5.7
Creighton	12/03/2023	*	29:09	0-3	.000	0-3	.000	1-2	.500	0	4	4	4.0	2	2	2	0	0	1	5.1
at Minnesota	12/06/2023	*	32:56	5-9	.556	3-5	.600	3-4	.750	1	6	7	4.3	3	1	7	0	1	16	6.3
Michigan St.	12/10/2023	*	25:54	1-5	.200	0-1	.000	0-0	.000	0	3	3	4.2	2	4	2	0	0	2	5.9
at Kansas St.	12/17/2023	*	24:23	1-6	.167	0-3	.000	0-0	.000	1	3	4	4.2	2	2	4	0	0	2	5.5
North Dakota	12/20/2023	*	31:19	4-10	.400	2-6	.333	4-6	.667	1	0	1	3.9	0	3	1	0	1	14	6.3
South Carolina St.	12/29/2023	*	12:51	2-5	.400	1-2	.500	3-4	.750	0	3	3	3.8	3	1	4	0	0	8	6.4
Indiana	01/03/2024	*	30:36	4-8	.500	2-6	.333	2-2	1.000	0	3	3	3.8	3	3	1	0	4	12	6.8
at Wisconsin	01/06/2024	*	16:35	1-3	.333	1-2	.500	0-0	.000	0	2	2	3.7	3	0	3	0	1	3	6.5
Purdue	01/09/2024	*	18:24	0-2	.000	0-0	.000	0-0	.000	0	4	4	3.7	3	1	1	0	0	0	6.1
at Iowa	01/12/2024	*	09:31	0-2	.000	0-2	.000	0-0	.000	0	1	1	3.5	2	1	0	0	0	0	5.8
Totals			17	403:25	.3397	14-52	.269	18-25	.720	7	53	60	3.5	36	41	35	0	13	98	5.8

Player Averages

Games Played	Minutes/game	Points/game	FG Pct	3FG Pct	FT Pct	Rebounds/game	Assists/game	Turnovers/game	Assist/Turnover ratio	Steals/game	Blocks/game
17	23.7	5.8	34.0	26.9	72.0	3.5	2.4	2.1	1.2	0.8	0.0

KEISEI TOMINAGA

SENIOR • GUARD • 6-2 • 179 • MORIYAMA NAGOYA AICHI, JAPAN • RANGER COLLEGE



2023-24 HONORS

- Preseason All-Big Ten
- Japan Senior National Team
- FIBA World Cup Player of the Game vs. Cape Verde

- Senior guard who is a preseason All-Big Ten selection and one of the best shooters in college basketball
- Matched his career high with five 3-pointers on his way to a 19-point, four-assist performance in the win over No. 1 Purdue
- Topped NU with 17 points on 7-of-10 shooting at No. 21 Wisconsin
- Led NU with a season-high 28 points on 9-of-15 shooting against Indiana
- Totaled 14 points, including seven in a key 13-1 second-half run, against North Dakota
- Set career bests in both assists (four) and steals (five) in the win over Kansas State
- Led NU with 20 points and grabbed three rebounds in the loss to No. 15 Creighton
- Finished with 17 points without missing a shot (5-5 FG, 3-3 3pt, 4-4 FT) and tied a career-high with four rebounds vs. Cal State Fullerton
- Led NU with 23 points in the win over Duquesne, going 9-of-10 from the line
- Totaled 16 points on 7-of-11 shooting against Stony Brook
- Missed NU's first two games with an ankle injury suffered in the first half of NU's exhibition game against Doane
- Played for Japanese National Team over the summer, helping his nation qualify for the 2024 Olympics
- Averaged 11.4 points per game, including 38 percent from 3-point range, as Japan went 3-2 in its most successful World Cup appearance
- Earned honorable-mention All-Big Ten honors, averaging 13.1 points on 50 percent shooting, including 40 percent 3-point shooting.
- One of six players in Division I to average double figures on 50% shooting from the field, 40% from 3-point range and 85% from the line
- Moved into the starting lineup in late January and averaged 17.4 ppg over Nebraska's final 14 games
- Totaled nine 20-point games in 2022-23, highlighted by a career-high 30-point effort against Penn State on Feb. 5, 2023
- Represented Japan in 3x3 Basketball in the 2020 Tokyo Olympics
- Spent two seasons at Ranger (Texas) College, earning second-team NJCAA All-America honors in 2020-21, averaging 16.3 points per game on 51 percent shooting, ranking ninth in 3-pointers per game (3.4/gm) and 19th in 3-point percentage (48.7)
- His father (Hiroyuki) was a center on the Japan national team and played in the 1998 FIBA World Championship (precursor to FIBA World Cup)

CAREER STATS

SEASON TEAM	GP-GS	MIN/AVG	Field Goals		3-Point		F-Throws		Rebounds				Scoring						
			FG-FGA	FG%	3FG-3FGA	3FG%	FT-FTA	FT%	OFF	DEF	TOT	AVG	PF-FO	A	TO	BLK	STL	PTS	AVG
2021-22 Nebr	30-11	493/16.4	59-158	.373	36-109	.330	16-19	.842	8	37	45	1.5	20-0	18	10	1	23	170	5.7
2022-23 Nebr	32-14	803/25.1	154-306	.503	66-165	.400	46-53	.868	10	41	51	1.6	31-0	22	27	2	18	420	13.1
2023-24 Nebr	15-15	386/25.7	73-154	.474	34-93	.366	37-43	.860	3	24	27	1.8	16-0	19	14	0	15	217	14.5
TOTAL	77-40	1682/21.8	286-618	.463	136-367	.371	99-115	.861	21	102	123	1.6	67-0	59	51	3	56	807	10.5

MISC. STATS

Category	2023-24	Career
10+ Points	10	39
20+ Points	3	13
30+ Points	0	1
40+ Points	0	0
Double-Doubles	0	0
10+ Rebounds	0	0
10+ Assists	0	0
Led NU in Scoring	5	18
Led NU in Reb.	0	0
Led NU in Assists	1	1

2023-24 GAME BY GAME

Opponent	Date	GS	MIN	Total		3-Pointers		Free throws		Rebounds				PF	A	TO	BLK	STL	PTS	AVG	
				FG-FGA	PCT	3FG-3FGA	PCT	FT-FTA	PCT	OFF	DEF	TOT	AVG								
Rider	11/13/2023	*	22:07	3-13	.231	3-11	.273	0-0	.000	0	1	1	1.0	0	1	0	0	0	9	9.0	
Stony Brook	11/15/2023	*	25:48	7-11	.636	2-6	.333	0-3	.000	0	3	3	2.0	0	2	2	0	2	16	12.5	
vs Oregon St.	11/18/2023	*	25:09	3-6	.500	2-3	.667	0-0	.000	0	2	2	2.0	2	2	0	2	8	11.0		
Duquesne	11/22/2023	*	23:15	6-12	.500	2-7	.286	9-10	.900	0	2	2	2.0	1	0	0	0	0	23	14.0	
Cal St. Fullerton	11/26/2023	*	25:22	5-5	1.000	3-3	1.000	4-4	1.000	1	3	4	2.4	0	0	1	0	0	17	14.6	
Creighton	12/03/2023	*	24:48	8-16	.500	1-4	.250	3-4	.750	0	3	3	2.5	1	0	1	0	1	20	15.5	
at Minnesota	12/06/2023	*	24:04	0-5	.000	0-4	.000	4-4	1.000	0	0	0	2.1	2	0	1	0	0	4	13.9	
Michigan St.	12/10/2023	*	29:48	5-12	.417	3-7	.429	2-2	1.000	0	0	0	1.9	1	1	0	0	1	15	14.0	
at Kansas St.	12/17/2023	*	26:30	3-11	.273	3-9	.333	0-0	.000	1	2	3	2.0	2	4	0	0	5	9	13.4	
North Dakota	12/20/2023	*	20:33	4-11	.364	1-6	.167	5-5	1.000	0	2	2	2.0	1	0	0	0	0	14	13.5	
South Carolina St.	12/29/2023	*	16:26	2-5	.400	1-3	.333	0-0	.000	1	4	5	2.3	1	1	0	0	3	5	12.7	
Indiana	01/03/2024	*	26:46	9-15	.600	4-10	.400	6-7	.857	0	1	1	2.2	1	1	0	0	0	28	14.0	
at Wisconsin	01/06/2024	*	31:51	7-10	.700	3-6	.500	0-0	.000	0	0	0	2.0	1	2	2	0	0	17	14.2	
Purdue	01/09/2024	*	32:12	5-12	.417	5-9	.556	4-4	1.000	0	1	1	1.9	1	4	2	0	1	19	14.6	
at Iowa	01/12/2024	*	30:55	6-10	.600	1-5	.200	0-0	.000	0	0	0	1.8	2	1	3	0	0	13	14.5	
Totals			15	385:35	73-154	.474	34-93	.366	37-43	.860	3	24	27	1.8	16	19	14	0	15	217	14.5

Player Averages

Games Played	Minutes/game	Points/game	FG Pct	3FG Pct	FT Pct	Rebounds/game	Assists/game	Turnovers/game	Assist/Turnover ratio	Steals/game	Blocks/game
15	25.7	14.5	47.4	36.6	86.0	1.8	1.3	0.9	1.4	1.0	0.0

SEASON/CAREER HIGHS

- Points**
 Season: 28, Indiana (1/3/24)
 College Career: 30, Penn State (2/5/23)
- Rebounds**
 Season: 5, South Carolina State (12/29/23)
 College Career: Same
- Field Goals**
 Season: 9, Indiana (1/3/24)
 College Career: 12, Penn State (2/5/23)
- 3-Point Field Goals**
 Season: 5, Purdue (1/9/24)
 College Career: 5, Five Times (last, 2/9/24)
- Free Throws**
 Season: 9, Duquesne (11/22/23)
 College Career: Same
- Free Throw Attempts**
 Season: 10, Duquesne (11/22/23)
 College Career: Same
- Assists**
 Season: 4, Two times (last, 1/9/24)
 College Career: Same
- Steals**
 Season: 5, at Kansas State (12/17/23)
 College Career: Same
- Blocks**
 Season: None
 College Career: 1, Three times (last, 2/14/23)
- Minutes Played**
 Season: 33, at Wisconsin (1/6/24)
 College Career: 43, Two times (2/18/23)

RIENK MAST

JUNIOR • FORWARD • 6-10 • 248 • GRONINGEN, NETHERLANDS • BRADLEY



2023-24 HONORS

- Netherlands Senior National Team

- Experienced player who is comfortable on the block or stepping out to 3-point range and plays a significant role as a playmaker
- Grad transfer has become one of the team's leaders as a newcomer to the program
- Has been in double figures 11 times and is among the Big Ten leaders in rebounding and assists
- Finished with 14 and five rebounds at Iowa
- Shined vs. No. 1 Purdue with 18 points - including 14 in the first half - four rebounds and three assists while holding Zach Edey to 15 points
- Finished with 16 points, six rebounds and a pair of assists at No. 21 Wisconsin
- Missed the North Dakota and South Carolina State games following a procedure on his knee on Dec. 18
- Recorded his fourth double-double of the season with 19 points and 12 board at Kansas State
- Grabbed 14 rebounds, dished out a career-high six assists and had eight points in the win over Michigan State
- Totaled 19 points on 8-of-12 shooting and nine rebounds against Cal State Fullerton
- Recorded his third double-double of the year against Oregon State with 15 points and 13 rebounds, as he also had double-doubles vs. Rider (12 points/13 rebounds) and Florida A&M (20 points/16 rebounds)
- Became the first Husker since Aleks Maric in 2008 to have a game with at least 20 points and 15 rebounds when he finished with 20 points and 16 rebounds against Florida A&M
- Spent the summer playing for the Netherlands National Team as they tried to qualify for the 2024 Olympics. He averaged 6.0 points, 6.0 rebounds and 1.3 assists in the 2023 FIBA Olympic Pre-Qualifying Tournament and was second on the team in rebounds per game
- Played three seasons at Bradley, totaling 1,001 points and 657 rebounds after missing the 2019-20 season because of injury
- Earned first-team All-Missouri Valley Conference honors in 2022-23, leading Bradley in scoring (13.8 ppg) and rebounding (8.0 rpg) while shooting 51 percent from the floor and 35 percent from 3-point range.
- Totaled nine double-doubles in 2022-23, including 14 points and 12 rebounds in Bradley's NIT loss to Wisconsin
- Was a second-team All-MVP pick in 2021-22, leading the conference with 8.4 rebounds per game while scoring 11.6 ppg
- Graduated from Bradley with a degree in physics in May of 2023 and is working on a master's degree in applied science

CAREER STATS

SEASON	TEAM	GP-GS	MIN/AVG	Field Goals		3-Point		F-Throws		Rebounds				Scoring						
				FG-FGA	FG%	3FG-3FGA	3FG%	FT-FTA	FT%	OFF	DEF	TOT	AVG	PF-FO	A	TO	BLK	STL	PTS	AVG
2020-21	BRAD	28-19	657/23.4	93-192	.484	33-92	.359	21-29	.724	46	118	164	5.9	43-0	37	33	13	8	240	8.6
2021-22	BRAD	31-31	852/27.5	138-290	.476	27-95	.284	57-82	.695	81	180	261	8.4	54-0	44	49	29	17	360	11.6
2022-23	BRAD	29-29	834/28.8	162-313	.518	24-68	.353	53-72	.736	64	168	232	8.0	62-0	70	52	15	18	401	13.8
2023-24	Nebr	15-15	444/29.6	75-163	.460	17-53	.321	33-40	.825	36	91	127	8.5	26-0	43	22	3	5	200	13.3
TOTAL FOR Nebr		15-15	444/29.6	75-163	.460	17-53	.321	33-40	.825	36	91	127	8.5	26-0	43	22	3	5	200	13.3
TOTAL		103-94	2788/27.1	468-958	.489	101-308	.328	164-223	.735	227	557	784	7.6	185-0	194	156	60	48	1201	11.7

MISC. STATS

Category	2023-24	Career*
10+ Points	11	67
20+ Points	1	9
30+ Points	0	1
40+ Points	0	0
Double-Doubles	4	24
10+ Rebounds	5	28
10+ Assists	0	0
Led NU in Scoring	4	4
Led NU in Reb.	7	7
Led NU in Assists	2	2

*Includes Bradley

SEASON/CAREER HIGHS

Points	
Season:	20, Florida A&M (11/9/23)
College Career:	30, vs. Northern Iowa (3/3/23)
Rebounds	
Season:	16, Florida A&M (11/9/23)
College Career:	17, UIC (12/31/22)
Field Goals	
Season:	8, Two times (last, 12/17/23)
College Career:	12, vs. Northern Iowa (3/3/23)
3-Point Field Goals	
Season:	3, Two times (last, 12/17/23)
College Career:	4, Southern Illinois (3/4/21)
Free Throws	
Season:	6, Two times (last, 11/22/23)
College Career:	7, Two times (last, 12/17/22)
Free Throw Attempts	
Season:	6, Three times (last, 11/22/23)
College Career:	9, Two times (last, 12/17/22)
Assists	
Season:	6, Michigan State (12/10/23)
College Career:	Same
Steals	
Season:	1, Two times (last, 1/3/24)
College Career:	3, Two times (last, 12/22/22)
Blocks	
Season:	1, Three times (last, 1/6/24)
College Career:	3, Two times (last, 3/3/23)
Minutes Played	
Season:	36, at Kansas State (12/17/23)
College Career:	38, Two times (last, 1/8/22)

2023-24 GAME BY GAME

Opponent	Date	GS	MIN	Total		3-Pointers		Free throws		Rebounds				PF	A	TO	BLK	STL	PTS	AVG	
				FG-FGA	PCT	3FG-3FGA	PCT	FT-FTA	PCT	OFF	DEF	TOT	AVG								
Lindenwood	11/06/2023	*	25:18	5-7	.714	1-3	.333	2-3	.667	1	5	6	6.0	1	3	2	0	0	13	13.0	
Florida A&M	11/09/2023	*	27:21	6-14	.429	2-5	.400	6-6	1.000	5	11	16	11.0	2	2	2	0	0	20	16.5	
Rider	11/13/2023	*	27:48	4-12	.333	0-4	.000	4-5	.800	2	11	13	11.7	0	2	1	0	0	12	15.0	
Stony Brook	11/15/2023	*	27:33	5-8	.625	2-4	.500	2-2	1.000	1	7	8	10.8	2	5	2	0	0	14	14.8	
vs Oregon St.	11/18/2023	*	28:53	5-12	.417	0-2	.000	5-6	.833	6	7	13	11.2	2	2	0	0	0	15	14.8	
Duquesne	11/22/2023	*	30:39	2-6	.333	0-2	.000	6-6	1.000	2	4	6	10.3	3	3	2	1	0	10	14.0	
Cal St. Fullerton	11/26/2023	*	28:54	8-12	.667	3-3	1.000	0-0	.000	4	5	9	10.1	0	3	2	0	0	19	14.7	
Creighton	12/03/2023	*	25:14	3-11	.273	1-5	.200	2-2	1.000	3	4	7	9.8	3	1	0	0	0	9	14.0	
at Minnesota	12/06/2023	*	30:05	2-7	.286	0-2	.000	0-0	.000	2	3	5	9.2	3	3	1	0	1	4	12.9	
Michigan St.	12/10/2023	*	34:25	4-9	.444	0-2	.000	0-0	.000	3	11	14	9.7	3	6	3	1	0	8	12.4	
at Kansas St.	12/17/2023	*	36:23	8-15	.533	3-4	.750	0-1	.000	4	8	12	9.9	1	3	3	0	0	19	13.0	
Indiana	01/03/2024	*	29:47	3-10	.300	0-3	.000	3-4	.750	0	3	3	9.3	3	3	2	0	1	9	12.7	
at Wisconsin	01/06/2024	*	32:06	6-14	.429	2-7	.286	2-4	.500	1	5	6	9.1	1	2	0	1	1	16	12.9	
Purdue	01/09/2024	*	32:20	8-17	.471	2-5	.400	0-0	.000	1	3	4	8.7	1	3	1	0	1	18	13.3	
at Iowa	01/12/2024	*	27:39	6-9	.667	1-2	.500	1-1	1.000	1	4	5	8.5	1	2	1	0	1	14	13.3	
Totals			15	444:25	75-163	.460	17-53	.321	33-40	.825	36	91	127	8.5	26	43	22	3	5	200	13.3

Player Averages

Games Played	Minutes/game	Points/game	FG Pct	3FG Pct	FT Pct	Rebounds/game	Assists/game	Turnovers/game	Assist/Turnover ratio	Steals/game	Blocks/game
15	29.6	13.3	46.0	32.1	82.5	8.5	2.9	1.5	2.0	0.3	0.2

JOSIAH ALLICK

SENIOR • FORWARD • 6-8 • 231 • LINCOLN, NEB. • NEW MEXICO

NOTING ALLICK

- Graduate transfer from New Mexico who is a high-energy player and is active on the glass and helps impact winning
- Scored a season-high 14 points on 5-of-6 shooting at Iowa and added five rebounds
- Grabbed a season-high eight boards and dished out two assists in the win over Indiana
- Finished with 10 points on 4-of-4 shooting, seven rebounds and four assists in 19 minutes against South Carolina State
- Reached double figures for the fourth time this season with 10 points and six boards in the win over North Dakota
- Missed the Michigan State game because of an injury but returned to action in the win at Kansas State
- Played his best game of the season in the win over Duquesne with 12 points, seven rebounds and a season-high five assists
- Nearly recorded a double-double in his Husker debut with 11 points and eight rebounds in 23 minutes vs. Lindenwood
- Started all 34 games at New Mexico in 2022-23, averaging 8.4 points on 56 percent shooting and 7.3 rebounds per game.
- Ranked second in the Mountain West in rebounding and 12th in blocked shots in his lone season at New Mexico.
- Played three years at Missouri-Kansas City, averaging 12.9 points per game on 55 percent shooting and 6.1 rebounds per game, as the Roos won 19 games in 2021-22, the highest total in 30 years.
- Earned honorable-mention All-Summit League honors in 2020-21, averaging 15.0 ppg and 6.0 rp.
- Lincoln native who played at Lincoln North Star High School and is the first product of the school to receive a basketball scholarship at Nebraska
- Wears #53 in honor of his stepfather (Bill Ziegelbein) who played football at Nebraska from 1987-91
- Working on his master's degree in business analytics after graduating from New Mexico in May



2023-24 HONORS

MISC. STATS

Category	2023-24	Career*
10+ Points	6	57
20+ Points	0	9
30+ Points	0	0
40+ Points	0	0
Double-Doubles	0	11
10+ Rebounds	0	13
10+ Assists	0	0
Led NU in Scoring	1	1
Led NU in Reb.	4	4
Led NU in Assists	1	1

*Includes UMKC/New Mexico

SEASON/CAREER HIGHS

Points	
Season:	14, at Iowa (1/12/24)
College Career:	29, Greenville (11/27/20)
Rebounds	
Season:	8, Two times (last, 1/3/24)
College Career:	18, Boise State (1/20/23)
Field Goals	
Season:	5, Two times (11/12/24)
College Career:	12, Greenville (11/27/20)
3-Point Field Goals	
Season:	1, Four times (last, 1/9/24)
College Career:	3, South Dakota (1/8/21)
Free Throws	
Season:	5, Duquesne (11/22/23)
College Career:	8, Kansas Christian (11/17/21)
Free Throw Attempts	
Season:	7, Duquesne (11/22/23)
College Career:	9, Two times (last, 3/13/21)
Assists	
Season:	5, Duquesne (11/22/23)
College Career:	5, Three times (last, 11/23/23)
Steals	
Season:	2, Four times (last, 1/3/24)
College Career:	3, South Dakota (2/24/22)
Blocks	
Season:	1, Four times (12/29/23)
College Career:	3, UTSA (12/20/22)
Minutes Played	
Season:	32, North Dakota (12/20/23)
College Career:	47, at Nevada (1/23/23)

CAREER STATS

SEASON	TEAM	GP-GS	MIN/AVG	Field Goals		3-Point		F-Throws		Rebounds				Scoring						
				FG-FGA	FG%	3FG-3FGA	3FG%	FT-FTA	FT%	OFF	DEF	TOT	AVG	PF-FO	A	TO	BLK	STL	PTS	AVG
2019-20	KC	30-12	490/16.3	59-118	.500	8-31	.258	44-67	.657	37	81	118	3.9	91-3	10	31	18	16	170	5.7
2020-21	KC	22-22	592/26.9	133-232	.573	16-45	.356	48-74	.649	41	91	132	6.0	66-5	27	44	7	20	330	15.0
2021-22	KC	17-16	461/27.1	82-149	.550	13-36	.361	42-56	.750	23	81	104	6.1	53-2	19	39	8	9	219	12.9
2022-23	UNM	34-34	1086/31.9	113-203	.557	6-38	.158	54-81	.667	89	159	248	7.3	95-1	48	53	28	17	286	8.4
2023-24	Nebr	16-11	369/23.1	35-66	.530	4-12	.333	35-52	.673	31	50	81	5.1	22-0	22	20	4	11	109	6.8
TOTAL FOR Nebr	16-11	369/23.1	35-66	.530	4-12	.333	35-52	.673	.31	50	81	5.1	22-0	22	20	4	11	109	6.8	
TOTAL	119-95	2999/25.2	422-768	.549	47-162	.290	223-330	.676	221	462	683	5.7	327-11	126	187	65	73	1114	9.4	

2023-24 GAME BY GAME

Opponent	Date	GS	MIN	Total		3-Pointers		Free throws		Rebounds				PF	A	TO	BLK	STL	PTS	AVG	
				FG-FGA	PCT	3FG-3FGA	PCT	FT-FTA	PCT	OFF	DEF	TOT	AVG								
Lindenwood	11/06/2023	*	23:30	4-5	.800	1-1	1.000	2-2	1.000	2	6	8	8.0	1	2	0	1	2	11	11.0	
Florida A&M	11/09/2023	*	28:38	1-3	.333	0-0	.000	3-4	.750	3	2	5	6.5	1	0	2	1	0	5	8.0	
Rider	11/13/2023	*	30:18	3-3	1.000	0-0	.000	4-6	.667	4	2	6	6.3	1	0	3	0	0	10	8.7	
Stony Brook	11/15/2023	*	24:16	0-5	.000	0-2	.000	0-0	.000	4	3	7	6.5	1	1	0	0	0	0	6.5	
vs Oregon St.	11/18/2023	*	24:59	2-6	.333	0-0	.000	4-6	.667	2	2	4	6.0	3	0	1	0	2	8	6.8	
Duquesne	11/22/2023	*	22:57	3-5	.600	1-1	1.000	5-7	.714	2	5	7	6.2	0	5	0	0	0	12	7.7	
Cal St. Fullerton	11/26/2023	*	23:17	1-3	.333	0-1	.000	4-4	1.000	1	3	4	5.9	0	1	1	1	0	6	7.4	
Creighton	12/03/2023	*	25:00	2-10	.200	0-4	.000	2-2	1.000	4	2	6	5.9	1	0	4	0	1	6	7.3	
at Minnesota	12/06/2023	*	21:30	1-2	.500	0-0	.000	1-2	.500	0	3	3	5.6	0	1	2	0	0	3	6.8	
at Kansas St.	12/17/2023		10:50	1-2	.500	0-0	.000	1-2	.500	0	0	0	5.0	3	0	0	0	0	3	6.4	
North Dakota	12/20/2023	*	32:32	5-7	.714	0-1	.000	0-2	.000	2	4	6	5.1	1	2	2	0	1	10	6.7	
South Carolina St.	12/29/2023	*	18:35	4-4	1.000	0-0	.000	2-2	1.000	1	6	7	5.3	1	4	1	1	2	10	7.0	
Indiana	01/03/2024		28:43	0-0	.000	0-0	.000	2-5	.400	1	7	8	5.5	3	2	1	0	2	2	6.6	
at Wisconsin	01/06/2024		22:30	1-3	.333	1-1	1.000	1-2	.500	2	3	5	5.4	1	2	2	0	0	4	6.4	
Purdue	01/09/2024		10:56	2-2	1.000	1-1	1.000	0-0	.000	0	0	0	5.1	4	1	1	0	0	5	6.3	
at Iowa	01/12/2024		20:44	5-6	.833	0-0	.000	4-6	.667	3	2	5	5.1	1	1	0	0	1	14	6.8	
Totals			11	369:15	35-66	.530	4-12	.333	35-52	.673	31	50	81	5.1	22	22	20	4	11	109	6.8

Player Averages

Games Played	Minutes/game	Points/game	FG Pct	3FG Pct	FT Pct	Rebounds/game	Assists/game	Turnovers/game	Assist/Turnover ratio	Steals/game	Blocks/game
16	23.1	6.8	53.0	33.3	67.3	5.1	1.4	1.3	1.1	0.7	0.3

LLOYD'S SEASON/CAREER HIGHS

Points	None
Season:	None
College Career:	Same
Rebounds	None
Season:	None
College Career:	Same
Field Goals	None
Season:	None
College Career:	Same
3-Point Field Goals	None
Season:	None
College Career:	Same
Free Throws	None
Season:	None
College Career:	Same
Free Throw Attempts	None
Season:	None
College Career:	Same
Assists	None
Season:	None
College Career:	Same
Steals	None
Season:	None
College Career:	Same
Blocks	None
Season:	None
College Career:	Same
Minutes Played	None
Season:	None
College Career:	Same

ULIS' SEASON/CAREER HIGHS

Points	None
Season:	None
College Career:	17, at Michigan State (1/26/23)
Rebounds	None
Season:	None
College Career:	7, Iowa State (12/8/22)
Field Goals	None
Season:	None
College Career:	8, at Michigan State (1/26/23)
3-Point Field Goals	None
Season:	None
College Career:	2, Four times (last, 1/29/23)
Free Throws	None
Season:	None
College Career:	7, Two times (last, 1/31/22)
Free Throw Attempts	None
Season:	None
College Career:	8, Two times (last, 1/31/22)
Assists	None
Season:	None
College Career:	8, Western Michigan (11/22/21)
Steals	None
Season:	None
College Career:	3, Illinois (12/6/21)
Blocks	None
Season:	None
College Career:	1, Five times (last, 2/12/23)
Minutes Played	None
Season:	None
College Career:	36, Iowa State (12/8/22)

RICE'S SEASON/CAREER HIGHS

Points	16, Florida A&M (11/9/23)
Season:	16, Florida A&M (11/9/23)
College Career:	Same
Rebounds	5, Lindenwood (11/6/23)
Season:	5, Lindenwood (11/6/23)
College Career:	Same
Field Goals	4, Florida A&M (11/9/23)
Season:	4, Florida A&M (11/9/23)
College Career:	Same
3-Point Field Goals	3, Florida A&M (11/9/23)
Season:	3, Florida A&M (11/9/23)
College Career:	Same
Free Throws	5, Florida A&M (11/9/23)
Season:	5, Florida A&M (11/9/23)
College Career:	Same
Free Throw Attempts	8, Florida A&M (11/9/23)
Season:	8, Florida A&M (11/9/23)
College Career:	Same
Assists	1, Five times (last, 1/12/24)
Season:	1, Five times (last, 1/12/24)
College Career:	Same
Steals	2, South Carolina State (12/29/23)
Season:	2, South Carolina State (12/29/23)
College Career:	Same
Blocks	1, Two times (last, 1/15/23)
Season:	1, Two times (last, 1/15/23)
College Career:	Same
Minutes Played	24, South Carolina State (12/29/23)
Season:	24, South Carolina State (12/29/23)
College Career:	Same

KEITA'S SEASON/CAREER HIGHS

Points	None
Season:	None
College Career:	14, vs. Arkansas-Pine Bluff (11/20/22)
Rebounds	None
Season:	None
College Career:	12, vs. Omaha (11/10/22)
Field Goals	None
Season:	None
College Career:	6, vs. Arkansas-Pine Bluff (11/20/22)
3-Point Field Goals	None
Season:	None
College Career:	Same
Free Throws	None
Season:	None
College Career:	2, vs. Arkansas-Pine Bluff (11/20/22)
Free Throw Attempts	None
Season:	None
College Career:	5, vs. Arkansas-Pine Bluff (11/20/22)
Assists	None
Season:	None
College Career:	2, Three times (last, 11/30/22)
Steals	None
Season:	None
College Career:	2, Wisconsin (2/11/23)
Blocks	None
Season:	None
College Career:	2, vs. Oklahoma (11/24/22)
Minutes Played	None
Season:	None
College Career:	27, vs. Omaha (11/10/22)

DIOP'S SEASON/CAREER HIGHS

Points	3, Lindenwood (11/6/23)
Season:	3, Lindenwood (11/6/23)
College Career:	Same
Rebounds	4, South Carolina State (12/29/23)
Season:	4, South Carolina State (12/29/23)
College Career:	Same
Field Goals	1, Three times (last, 1/12/24)
Season:	1, Three times (last, 1/12/24)
College Career:	Same
3-Point Field Goals	None
Season:	None
College Career:	Same
Free Throws	2, Stony Brook (11/15/23)
Season:	2, Stony Brook (11/15/23)
College Career:	Same
Free Throw Attempts	3, South Carolina State (12/29/23)
Season:	3, South Carolina State (12/29/23)
College Career:	Same
Assists	1, Three times (last 12/20/23)
Season:	1, Three times (last 12/20/23)
College Career:	Same
Steals	2, South Carolina State (12/29/23)
Season:	2, South Carolina State (12/29/23)
College Career:	Same
Blocks	1, Two times (last, 11/9/23)
Season:	1, Two times (last, 11/9/23)
College Career:	Same
Minutes Played	20, South Carolina State (12/29/23)
Season:	20, South Carolina State (12/29/23)
College Career:	Same

GRACE'S SEASON/CAREER HIGHS

Points	2, Three times (last, 12/29/23)
Season:	2, Three times (last, 12/29/23)
College Career:	2, Four times (last, 12/29/23)
Rebounds	1, Two times (last, 12/29/23)
Season:	1, Two times (last, 12/29/23)
College Career:	1, Four times (last, 12/29/23)
Field Goals	2, Two times (last, 11/9/23)
Season:	2, Two times (last, 11/9/23)
College Career:	2, Three times (last, 11/9/23)
3-Point Field Goals	None
Season:	None
College Career:	Same
Free Throws	2, South Carolina State (12/29/23)
Season:	2, South Carolina State (12/29/23)
College Career:	2, Two times (last, 12/29/23)
Free Throw Attempts	2, South Carolina State (12/29/23)
Season:	2, South Carolina State (12/29/23)
College Career:	2, Three times (last, 12/29/23)
Assists	1, Lindenwood (11/6/23)
Season:	1, Lindenwood (11/6/23)
College Career:	Same
Steals	None
Season:	None
College Career:	1 at Maryland (1/28/23)
Blocks	None
Season:	None
College Career:	Same
Minutes Played	4, Two times (last, 12/29/23)
Season:	4, Two times (last, 12/29/23)
College Career:	Same

JACOBSEN'S SEASON/CAREER HIGHS

Points	4, South Carolina State (12/29/23)
Season:	4, South Carolina State (12/29/23)
College Career:	Same
Rebounds	2, South Carolina State (12/29/23)
Season:	2, South Carolina State (12/29/23)
College Career:	Same
Field Goals	1, Three times (last, 12/29/23)
Season:	1, Three times (last, 12/29/23)
College Career:	Same
3-Point Field Goals	None
Season:	None
College Career:	Same
Free Throws	2, South Carolina State (12/29/23)
Season:	2, South Carolina State (12/29/23)
College Career:	Same
Free Throw Attempts	2, Two times (12/29/23)
Season:	2, Two times (12/29/23)
College Career:	Same
Assists	1, Four times (last, 1/6/24)
Season:	1, Four times (last, 1/6/24)
College Career:	Same
Steals	1, Lindenwood (11/6/23)
Season:	1, Lindenwood (11/6/23)
College Career:	Same
Blocks	None
Season:	None
College Career:	Same
Minutes Played	13, South Carolina State (12/29/23)
Season:	13, South Carolina State (12/29/23)
College Career:	Same

BURT'S SEASON/CAREER HIGHS

Points	2, Florida A&M (11/9/23)
Season:	2, Florida A&M (11/9/23)
College Career:	Same
Rebounds	1, Two times (last, 11/15/23)
Season:	1, Two times (last, 11/15/23)
College Career:	Same
Field Goals	1, Florida A&M (11/9/23)
Season:	1, Florida A&M (11/9/23)
College Career:	Same
3-Point Field Goals	None
Season:	None
College Career:	Same
Free Throws	None
Season:	None
College Career:	Same
Free Throw Attempts	2, Florida A&M (11/9/23)
Season:	2, Florida A&M (11/9/23)
College Career:	Same
Assists	None
Season:	None
College Career:	Same
Steals	None
Season:	None
College Career:	Same
Blocks	None
Season:	None
College Career:	Same
Minutes Played	3, Lindenwood (11/6/23)
Season:	3, Lindenwood (11/6/23)
College Career:	Same



RAMEL LLOYD JR.

REDSHIRT FRESHMAN • GUARD • 6-6 • 210 • LONG BEACH, CALIF. • SIERRA CANYON

CAREER STATS

2023-24 GAME BY GAME

MISC. STATS

Category	2023-24	Career
10+ Points	0	0
20+ Points	0	0
30+ Points	0	0
40+ Points	0	0
Double-Doubles	0	0
10+ Rebounds	0	0
10+ Assists	0	0
Led NU in Scoring	0	0
Led NU in Reb.	0	0
Led NU in Assists	0	0



AHRON ULIS

JUNIOR • GUARD • 6-3 • 190 • CHICAGO, ILL. • IOWA

CAREER STATS

SEASON	TEAM	GP-GS	MIN/AVG	Field Goals		3-Point		F-Throws		Rebounds				Scoring						
				FG-FGA	FG%	3FG-3FGA	3FG%	FT-FTA	FT%	OFF	DEF	TOT	AVG	PF-FO	A	TO	BLK	STL	PTS	AVG
2020-21	Iowa	17-0	120/7.0	5-15	.333	0-3	.000	18-20	.900	6	9	15	0.9	8-0	20	6	1	1	28	1.6
2021-22	Iowa	35-0	486/13.9	34-100	.340	4-12	.333	38-48	.792	19	50	69	2.0	41-0	73	32	0	19	110	3.1
2022-23	Iowa	32-27	722/22.6	72-182	.396	22-69	.319	29-41	.707	6	44	50	1.6	42-0	67	35	4	17	195	6.1
TOTAL FOR Nebr		0-0	0/0.0	0-0	.000	0-0	.000	0-0	.000	0	0	0	0.0	0-0	0	0	0	0	0	0.0
TOTAL		84-27	1328/15.8	111-297	.374	26-84	.310	85-109	.780	31	103	134	1.6	91-0	160	73	5	37	333	4.0

2023-24 GAME BY GAME

MISC. STATS

Category	2023-24	Career
10+ Points	0	7
20+ Points	0	0
30+ Points	0	0
40+ Points	0	0
Double-Doubles	0	0
10+ Rebounds	0	0
10+ Assists	0	0
Led NU in Scoring	0	4
Led NU in Reb.	0	0
Led NU in Assists	0	1

*-Includes Iowa

ELI RICE

FRESHMAN • GUARD • 6-8 • 213 • GALLATIN, TENN. • IMG ACADEMY



11

MISC. STATS

Category	2023-24	Career
10+ Points	3	3
20+ Points	0	0
30+ Points	0	0
40+ Points	0	0
Double-Doubles	0	0
10+ Rebounds	0	0
10+ Assists	0	0
Led NU in Scoring	0	0
Led NU in Reb.	0	0
Led NU in Assists	0	0

CAREER STATS

SEASON	TEAM	GP-GS	MIN/AVG	Field Goals		3-Point		F-Throws		Rebounds				Scoring						
				FG-FGA	FG%	3FG-3FGA	3FG%	FT-FTA	FT%	OFF	DEF	TOT	AVG	PF-FO	A	TO	BLK	STL	PTS	AVG
2023-24	Nebr	13-0	127/9.8	16-38	.421	10-25	.400	15-22	.682	3	15	18	1.4	10-0	5	2	2	3	57	4.4
TOTAL		13-0	127/9.8	16-38	.421	10-25	.400	15-22	.682	3	15	18	1.4	10-0	5	2	2	3	57	4.4

2023-24 GAME BY GAME

Opponent	Date	GS	MIN	Total		3-Pointers		Free throws		Rebounds				PF	A	TO	BLK	STL	PTS	AVG	
				FG-FGA	PCT	3FG-3FGA	PCT	FT-FTA	PCT	OFF	DEF	TOT	AVG								
Lindenwood	11/06/2023		19:08	0-3	.000	0-2	.000	2-4	.500	2	3	5	5.0	2	1	2	1	0	2	2.0	
Florida A&M	11/09/2023		22:18	4-9	.444	3-6	.500	5-8	.625	0	4	4	4.5	1	0	0	0	0	16	9.0	
Rider	11/13/2023		03:17	1-1	1.000	1-1	1.000	0-0	.000	0	0	0	3.0	0	1	0	0	0	3	7.0	
Stony Brook	11/15/2023		04:08	0-1	.000	0-1	.000	0-0	.000	0	0	0	2.3	0	0	0	1	0	0	5.3	
vs Oregon St.	11/18/2023		02:25	0-1	.000	0-1	.000	0-0	.000	0	0	0	1.8	1	0	0	0	0	0	4.2	
Creighton	12/03/2023		05:14	2-2	1.000	0-0	.000	2-2	1.000	0	0	0	1.5	0	0	0	0	0	6	4.5	
Michigan St.	12/10/2023		06:39	1-1	1.000	1-1	1.000	0-0	.000	0	0	0	1.3	0	0	0	0	0	3	4.3	
at Kansas St.	12/17/2023		05:28	1-3	.333	1-2	.500	0-0	.000	0	0	0	1.1	1	0	0	0	0	3	4.1	
North Dakota	12/20/2023		03:54	0-1	.000	0-1	.000	0-0	.000	0	1	1	1.1	0	0	0	0	0	0	3.7	
South Carolina St.	12/29/2023		24:18	2-8	.250	2-6	.333	4-6	.667	0	2	2	1.2	4	1	0	0	2	10	4.3	
Indiana	01/03/2024		03:26	0-0	.000	0-0	.000	0-0	.000	0	1	1	1.2	0	0	0	0	0	0	3.9	
at Wisconsin	01/06/2024		08:25	1-1	1.000	1-1	1.000	0-0	.000	0	1	1	1.2	1	1	0	0	1	3	3.8	
at Iowa	01/12/2024		18:46	4-7	.571	1-3	.333	2-2	1.000	1	3	4	1.4	0	1	0	0	0	11	4.4	
Totals			0	127:26	16-38	.421	10-25	.400	15-22	.682	3	15	18	1.4	10	5	2	2	3	57	4.4

Player Averages

Games Played	Minutes/game	Points/game	FG Pct	3FG Pct	FT Pct	Rebounds/game	Assists/game	Turnovers/game	Assist/Turnover ratio	Steals/game	Blocks/game
13	9.8	4.4	42.1	40.0	68.2	1.4	0.4	0.2	2.5	0.2	0.2

BLAISE KEITA

JUNIOR • FORWARD • 6-11 • 257 • BAMAKO, REPUBLIC OF MALI • COFFEYVILLE CC



15

MISC. STATS

Category	2023-24	Career
10+ Points	0	1
20+ Points	0	0
30+ Points	0	0
40+ Points	0	0
Double-Doubles	0	1
10+ Rebounds	0	3
10+ Assists	0	0
Led NU in Scoring	0	0
Led NU in Reb.	0	5
Led NU in Assists	0	0

CAREER STATS

SEASON	TEAM	GP-GS	MIN/AVG	Field Goals		3-Point		F-Throws		Rebounds				Scoring						
				FG-FGA	FG%	3FG-3FGA	3FG%	FT-FTA	FT%	OFF	DEF	TOT	AVG	PF-FO	A	TO	BLK	STL	PTS	AVG
2022-23	Nebr	21-5	212/10.1	18-35	.514	0-0	.000	6-17	.353	22	52	74	3.5	22-0	11	10	5	5	42	2.0
TOTAL		21-5	212/10.1	18-35	.514	0-0	.000	6-17	.353	22	52	74	3.5	22-0	11	10	5	5	42	2.0

2023-24 GAME BY GAME

MATAR DIOP

FRESHMAN • FORWARD • 6-10 • 213 • DAKAR, SENEGAL • KEYSTONE ATHLETIC ACADEMY



MISC. STATS

Category	2023-24	Career
10+ Points	0	0
20+ Points	0	0
30+ Points	0	0
40+ Points	0	0
Double-Doubles	0	0
10+ Rebounds	0	0
10+ Assists	0	0
Led NU in Scoring	0	0
Led NU in Reb.	0	0
Led NU in Assists	0	0

CAREER STATS

SEASON	TEAM	GP-GS	MIN/AVG	Field Goals		3-Point		F-Throws		Rebounds				Scoring							
				FG-FGA	FG%	3FG-3FGA	3FG%	FT-FTA	FT%	OFF	DEF	TOT	AVG	PF	FO	A	TO	BLK	STL	PTS	AVG
2023-24	Nebr	10-0	53/5.3	3-6	.500	0-1	.000	3-9	.333	2	8	10	1.0	9-0	3	5	2	2	2	9	0.9
TOTAL		10-0	53/5.3	3-6	.500	0-1	.000	3-9	.333	2	8	10	1.0	9-0	3	5	2	2	2	9	0.9

2023-24 GAME BY GAME


Opponent	Date	GS	MIN	Total		3-Pointers		Free throws		Rebounds				Scoring							
				FG-FGA	PCT	3FG-3FGA	PCT	FT-FTA	PCT	OFF	DEF	TOT	AVG	PF	A	TO	BLK	STL	PTS	AVG	
Lindenwood	11/06/2023		05:34	1-2	.500	0-1	.000	1-2	.500	0	1	1	1.0	1	0	0	1	0	3	3.0	
Florida A&M	11/09/2023		05:17	0-0	.000	0-0	.000	0-0	.000	0	1	1	1.0	4	0	3	1	0	0	1.5	
Stony Brook	11/15/2023		01:47	0-0	.000	0-0	.000	2-2	1.000	0	1	1	1.0	0	0	1	0	0	2	1.7	
vs Oregon St.	11/18/2023		02:25	1-1	1.000	0-0	.000	0-2	.000	0	2	2	1.3	0	1	0	0	0	2	1.8	
Creighton	12/03/2023		03:58	0-1	.000	0-0	.000	0-0	.000	1	0	1	1.2	0	0	0	0	0	0	1.4	
Michigan St.	12/10/2023		05:35	0-0	.000	0-0	.000	0-0	.000	0	0	0	1.0	0	1	0	0	0	0	1.2	
North Dakota	12/20/2023		05:02	0-0	.000	0-0	.000	0-0	.000	0	0	0	0.9	1	1	0	0	0	0	1.0	
South Carolina St.	12/29/2023		20:20	0-1	.000	0-0	.000	0-3	.000	1	3	4	1.3	3	0	1	0	2	0	0.9	
at Wisconsin	01/06/2024		01:15	0-0	.000	0-0	.000	0-0	.000	0	0	0	1.1	0	0	0	0	0	0	0.8	
at Iowa	01/12/2024		02:08	1-1	1.000	0-0	.000	0-0	.000	0	0	0	1.0	0	0	0	0	0	2	0.9	
Totals			0 53:21	3-6	.500	0-1	.000	3-9	.333	2	8	10	1.0	9	3	5	2	2	2	9	0.9

Player Averages

Games Played	Minutes/game	Points/game	FG Pct	3FG Pct	FT Pct	Rebounds/game	Assists/game	Turnovers/game	Assist/Turnover ratio	Steals/game	Blocks/game
10	5.3	0.9	50.0	0.0	33.3	1.0	0.3	0.5	0.6	0.2	0.2

JEFFREY GRACE III

SOPHOMORE • GUARD • 6-3 • 197 • ELMHURST, ILL. • ARIZONA STATE



MISC. STATS

Category	2023-24	Career
10+ Points	0	0
20+ Points	0	0
30+ Points	0	0
40+ Points	0	0
Double-Doubles	0	0
10+ Rebounds	0	0
10+ Assists	0	0
Led NU in Scoring	0	0
Led NU in Reb.	0	0
Led NU in Assists	0	0

CAREER STATS

SEASON	TEAM	GP-GS	MIN/AVG	Field Goals		3-Point		F-Throws		Rebounds				Scoring						
				FG-FGA	FG%	3FG-3FGA	3FG%	FT-FTA	FT%	OFF	DEF	TOT	AVG	PF	FO	A	TO	BLK	STL	PTS
2022-23	Nebr	11-0	12/1.1	1-2	.500	0-1	.000	2-4	.500	2	1	3	0.3	0-0	1	2	0	1	4	0.4
2023-24	Nebr	6-0	14/2.3	2-3	.667	0-0	.000	2-3	.667	2	0	2	0.3	0-0	1	0	0	0	6	1.0
TOTAL		17-0	26/1.5	3-5	.600	0-1	.000	4-7	.571	4	1	5	0.3	0-0	2	2	0	1	10	0.6

2023-24 GAME BY GAME

Opponent	Date	GS	MIN	Total		3-Pointers		Free throws		Rebounds				Scoring						
				FG-FGA	PCT	3FG-3FGA	PCT	FT-FTA	PCT	OFF	DEF	TOT	AVG	PF	A	TO	BLK	STL	PTS	AVG
Lindenwood	11/06/2023		04:00	1-2	.500	0-0	.000	0-1	.000	0	0	0	0.0	0	1	0	0	0	2	2.0
Florida A&M	11/09/2023		02:20	1-1	1.000	0-0	.000	0-0	.000	1	0	1	0.5	0	0	0	0	0	2	2.0
Stony Brook	11/15/2023		01:47	0-0	.000	0-0	.000	0-0	.000	0	0	0	0.3	0	0	0	0	0	0	1.3
vs Oregon St.	11/18/2023		01:09	0-0	.000	0-0	.000	0-0	.000	0	0	0	0.3	0	0	0	0	0	0	1.0
Creighton	12/03/2023		00:56	0-0	.000	0-0	.000	0-0	.000	0	0	0	0.2	0	0	0	0	0	0	0.8
South Carolina St.	12/29/2023		03:52	0-0	.000	0-0	.000	2-2	1.000	1	0	1	0.3	0	0	0	0	0	2	1.0
Totals			0 14:03	2-3	.667	0-0	.000	2-3	.667	2	0	2	0.3	0	1	0	0	0	6	1.0

Player Averages

Games Played	Minutes/game	Points/game	FG Pct	3FG Pct	FT Pct	Rebounds/game	Assists/game	Turnovers/game	Assist/Turnover ratio	Steals/game	Blocks/game
6	2.3	1.0	66.7	0.0	66.7	0.3	0.2	0.0	1.0	0.0	0.0

CALE JACOBSEN

REDSHIRT FRESHMAN • GUARD • 6-4 • 200 • ASHLAND, NEB. • ASHLAND-GREENWOOD



MISC. STATS

Category	2023-24	Career
10+ Points	0	0
20+ Points	0	0
30+ Points	0	0
40+ Points	0	0
Double-Doubles	0	0
10+ Rebounds	0	0
10+ Assists	0	0
Led NU in Scoring	0	0
Led NU in Reb.	0	0
Led NU in Assists	0	0

CAREER STATS

SEASON	TEAM	GP-GS	MIN/AVG	Field Goals		3-Point		F-Throws		Rebounds				Scoring						
				FG-FGA	FG%	3FG-3FGA	3FG%	FT-FTA	FT%	OFF	DEF	TOT	AVG	PF	FO	A	TO	BLK	STL	PTS
2023-24	Nebr	10-0	41/4.1	3-6	.500	0-2	.000	3-6	.500	0	3	3	0.3	4-0	4	2	0	1	9	0.9
TOTAL		10-0	41/4.1	3-6	.500	0-2	.000	3-6	.500	0	3	3	0.3	4-0	4	2	0	1	9	0.9

2023-24 GAME BY GAME

Opponent	Date	GS	MIN	Total		3-Pointers		Free throws		Rebounds				Scoring						
				FG-FGA	PCT	3FG-3FGA	PCT	FT-FTA	PCT	OFF	DEF	TOT	AVG	PF	A	TO	BLK	STL	PTS	AVG
Lindenwood	11/06/2023		11:07	0-0	.000	0-0	.000	0-0	.000	0	1	1	1.0	1	1	0	0	1	0	0.0
Florida A&M	11/09/2023		05:05	1-1	1.000	0-0	.000	1-2	.500	0	0	0	0.5	0	1	1	0	0	3	1.5
Stony Brook	11/15/2023		01:47	0-0	.000	0-0	.000	0-0	.000	0	0	0	0.3	0	0	0	0	0	0	1.0
vs Oregon St.	11/18/2023		02:25	1-1	1.000	0-0	.000	0-2	.000	0	0	0	0.3	2	0	0	0	0	2	1.3
Creighton	12/03/2023		03:27	0-1	.000	0-0	.000	0-0	.000	0	0	0	0.2	0	0	0	0	0	0	1.0
at Minnesota	12/06/2023		00:03	0-0	.000	0-0	.000	0-0	.000	0	0	0	0.2	1	0	0	0	0	0	0.8
North Dakota	12/20/2023		00:29	0-0	.000	0-0	.000	0-0	.000	0	0	0	0.1	0	0	0	0	0	0	0.7
South Carolina St.	12/29/2023		13:13	1-3	.333	0-2	.000	2-2	1.000	0	2	2	0.4	0	1	1	0	0	4	1.1
at Wisconsin	01/06/2024		01:15	0-0	.000	0-0	.000	0-0	.000	0	0	0	0.3	0	1	0	0	0	0	1.0
at Iowa	01/12/2024		02:08	0-0	.000	0-0	.000	0-0	.000	0	0	0	0.3	0	0	0	0	0	0	0.9
Totals			0 40:59	3-6	.500	0-2	.000	3-6	.500	0	3	3	0.3	4	4	2	0	1	9	0.9

Player Averages

Games Played	Minutes/game	Points/game	FG Pct	3FG Pct	FT Pct	Rebounds/game	Assists/game	Turnovers/game	Assist/Turnover ratio	Steals/game	Blocks/game
10	4.1	0.9	50.0	0.0	50.0	0.3	0.4	0.2	2.0	0.1	0.0

HENRY BURT

REDSHIRT FRESHMAN • FORWARD • 6-7 • 216 • OMAHA, NEB. • ELKHORN SOUTH



MISC. STATS

Category	2023-24	Career
10+ Points	0	0
20+ Points	0	0
30+ Points	0	0
40+ Points	0	0
Double-Doubles	0	0
10+ Rebounds	0	0
10+ Assists	0	0
Led NU in Scoring	0	0
Led NU in Reb.	0	0
Led NU in Assists	0	0

CAREER STATS

SEASON	TEAM	GP-GS	MIN/AVG	Field Goals		3-Point		F-Throws		Rebounds				Scoring						
				FG-FGA	FG%	3FG-3FGA	3FG%	FT-FTA	FT%	OFF	DEF	TOT	AVG	PF	FO	A	TO	BLK	STL	PTS
2023-24	Nebr	4-0	6/1.6	1-1	1.000	0-0	.000	0-2	.000	0	2	2	0.5	0-0	0	0	0	0	2	0.5
TOTAL		4-0	6/1.6	1-1	1.000	0-0	.000	0-2	.000	0	2	2	0.5	0-0	0	0	0	0	2	0.5

2023-24 GAME BY GAME

Opponent	Date	GS	MIN	Total		3-Pointers		Free throws		Rebounds				Scoring						
				FG-FGA	PCT	3FG-3FGA	PCT	FT-FTA	PCT	OFF	DEF	TOT	AVG	PF	A	TO	BLK	STL	PTS	AVG
Lindenwood	11/06/2023		02:37	0-0	.000	0-0	.000	0-0	.000	0	0	0	0.0	0	0	0	0	0	0	0.0
Florida A&M	11/09/2023		01:40	1-1	1.000	0-0	.000	0-2	.000	0	1	1	0.5	0	0	0	0	0	2	1.0
Stony Brook	11/15/2023		00:53	0-0	.000	0-0	.000	0-0	.000	0	1	1	0.7	0	0	0	0	0	0	0.7
vs Oregon St.	11/18/2023		01:09	0-0	.000	0-0	.000	0-0	.000	0	0	0	0.5	0	0	0	0	0	0	0.5
Totals			0 06:19	1-1	1.000	0-0	.000	0-2	.000	0	2	2	0.5	0	0	0	0	0	2	0.5

Player Averages

Games Played	Minutes/game	Points/game	FG Pct	3FG Pct	FT Pct	Rebounds/game	Assists/game	Turnovers/game	Assist/Turnover ratio	Steals/game	Blocks/game
4	1.6	0.5	100.0	0.0	0.0	0.5	0.0	0.0	0.0	0.0	0.0

2023-24 BOXSCORES

NEBRASKA 84, OREGON STATE 63



Official Basketball Box Score - Final
Oregon St. at Nebraska
11/18/23 Sanford Pavilion, Sioux Falls
2023-24 Men's Basketball

Game Time: 3:00 PM
Game Duration: 1:56
Attendance: 2,938

Officials: Kelly Pfeiffer, Rob Kueneman, Nate Harris

Box score table for Nebraska vs Oregon State. Columns include NO., Name, Min, FG, 3P, FT, Rebounds, Fouls, TP, AS, TO, ST, Blocks, +/-.

Shooting By Period table for Nebraska vs Oregon State. Columns include 1st FG%, 3PT%, 2nd FG%, 3PT%, GMFG%, FT%, FT%, FT%.

Dead Ball Rebounds: 0, 1

Technical Fouls: NONE

Box score table for Nebraska vs Nebraska. Columns include NO., Name, Min, FG, 3P, FT, Rebounds, Fouls, TP, AS, TO, ST, Blocks, +/-.

Shooting By Period table for Nebraska vs Nebraska. Columns include 1st FG%, 3PT%, 2nd FG%, 3PT%, GMFG%, FT%, FT%, FT%.

Dead Ball Rebounds: 5, 1

Technical Fouls: NONE

Summary statistics table for Nebraska vs Nebraska. Columns include OSU, NEB, Points from Turnovers, OSU, NEB, Period by Period Scoring.

NEBRASKA 89, DUQUESNE 79



Official Basketball Box Score - Final
Duquesne at Nebraska
11/22/23 Pinnacle Bank Arena, Lincoln
Nebraska vs. Duquesne

Game Time: 7:01 PM
Game Duration: 2:14
Attendance: 14,426

Officials: Rob Kueneman, Will Howard, Lewis Garrison

Box score table for Nebraska vs Duquesne. Columns include NO., Name, Min, FG, 3P, FT, Rebounds, Fouls, TP, AS, TO, ST, Blocks, +/-.

Shooting By Period table for Nebraska vs Duquesne. Columns include 1st FG%, 3PT%, 2nd FG%, 3PT%, GMFG%, FT%, FT%, FT%.

Dead Ball Rebounds: 1, 0

Technical Fouls: Clark III 2nd:10 Team 2nd:10

Box score table for Nebraska vs Nebraska. Columns include NO., Name, Min, FG, 3P, FT, Rebounds, Fouls, TP, AS, TO, ST, Blocks, +/-.

Shooting By Period table for Nebraska vs Nebraska. Columns include 1st FG%, 3PT%, 2nd FG%, 3PT%, GMFG%, FT%, FT%, FT%.

Dead Ball Rebounds: 0, 0

Technical Fouls: NONE

Summary statistics table for Nebraska vs Nebraska. Columns include DUQ, NEB, Points from Turnovers, DUQ, NEB, Period by Period Scoring.

NEBRASKA 85, CAL STATE FULLERTON 72



Official Basketball Box Score - Final
Cal St. Fullerton at Nebraska
11/22/23 Pinnacle Bank Arena, Lincoln
Nebraska vs. Cal State Fullerton

Game Time: 1:01 PM
Game Duration: 1:51
Attendance: 14,711

Officials: Bret Smith, Alfred Smith, Jourdan Love

Box score table for Nebraska vs Cal State Fullerton. Columns include NO., Name, Min, FG, 3P, FT, Rebounds, Fouls, TP, AS, TO, ST, Blocks, +/-.

Shooting By Period table for Nebraska vs Cal State Fullerton. Columns include 1st FG%, 3PT%, 2nd FG%, 3PT%, GMFG%, FT%, FT%, FT%.

Dead Ball Rebounds: 1, 0

Technical Fouls: NONE

Box score table for Nebraska vs Nebraska. Columns include NO., Name, Min, FG, 3P, FT, Rebounds, Fouls, TP, AS, TO, ST, Blocks, +/-.

Shooting By Period table for Nebraska vs Nebraska. Columns include 1st FG%, 3PT%, 2nd FG%, 3PT%, GMFG%, FT%, FT%, FT%.

Dead Ball Rebounds: 1, 0

Technical Fouls: NONE

Summary statistics table for Nebraska vs Nebraska. Columns include CAL, NEB, Points from Turnovers, CAL, NEB, Period by Period Scoring.

NO. 15 CREIGHTON 89, NEBRASKA 60



Official Basketball Box Score - Final
Creighton at Nebraska
12/02/23 Pinnacle Bank Arena, Lincoln
Nebraska vs. Creighton

Game Time: 3:01 PM
Game Duration: 1:53
Attendance: 15,838

Officials: Paul Szek, Kelly Pfeiffer, Earl Watson

Box score table for Nebraska vs Creighton. Columns include NO., Name, Min, FG, 3P, FT, Rebounds, Fouls, TP, AS, TO, ST, Blocks, +/-.

Shooting By Period table for Nebraska vs Creighton. Columns include 1st FG%, 3PT%, 2nd FG%, 3PT%, GMFG%, FT%, FT%, FT%.

Dead Ball Rebounds: 2, 0

Technical Fouls: NONE

Box score table for Nebraska vs Nebraska. Columns include NO., Name, Min, FG, 3P, FT, Rebounds, Fouls, TP, AS, TO, ST, Blocks, +/-.

Shooting By Period table for Nebraska vs Nebraska. Columns include 1st FG%, 3PT%, 2nd FG%, 3PT%, GMFG%, FT%, FT%, FT%.

Dead Ball Rebounds: 3, 0

Technical Fouls: Tominaga 1st:10

Summary statistics table for Nebraska vs Nebraska. Columns include CRE, NEB, Points from Turnovers, CRE, NEB, Period by Period Scoring.

2023-24 BOXSCORES

MINNESOTA 76, NEBRASKA 65



Official Basketball Box Score - Final
Nebraska at Minnesota
12/02/23 Williams Arena, Minneapolis
2023-24 Men's Basketball

Game Time: 8:00 PM
Game Duration: 2:06
Attendance: 6,899

Officials: D.J. Carstensen, Tony Oglesby, John Floyd

Nebraska - 65

Record: 7-2 (0-1)

Box score table for Nebraska vs Minnesota, listing player stats for FG, 3P, FT, Rebounds, Fouls, TP, AS, TO, ST, Blocks, +/-.

Shooting By Period table showing FG%, 3PT%, FT%, GM FG%, and 3PT% for each period.

Technical Fouls: NONE

Minnesota - 76

Record: 6-3 (1-1)

Box score table for Minnesota vs Nebraska, listing player stats for FG, 3P, FT, Rebounds, Fouls, TP, AS, TO, ST, Blocks, +/-.

Shooting By Period table showing FG%, 3PT%, FT%, GM FG%, and 3PT% for each period.

Technical Fouls: Mitchell Jr. 2^07:42

Summary statistics table including Biggest lead, Best Scoring Run, Lead Changes, Times Tied, and Time with Lead.

NEBRASKA 77, MICHIGAN STATE 70



Official Basketball Box Score - Final
Nebraska St. at Nebraska
12/02/23 Hruska Bank Arena, Lincoln
Nebraska vs. Michigan State

Game Time: 5:37 PM
Game Duration: 2:10
Attendance: 14,585

Officials: Brian Dorsey, Tim Comer, Brent Smith

Michigan St. - 70

Record: 4-5 (0-2)

Box score table for Michigan State vs Nebraska, listing player stats for FG, 3P, FT, Rebounds, Fouls, TP, AS, TO, ST, Blocks, +/-.

Shooting By Period table showing FG%, 3PT%, FT%, GM FG%, and 3PT% for each period.

Technical Fouls: NONE

Nebraska - 77

Record: 9-2 (1-1)

Box score table for Nebraska vs Michigan State, listing player stats for FG, 3P, FT, Rebounds, Fouls, TP, AS, TO, ST, Blocks, +/-.

Shooting By Period table showing FG%, 3PT%, FT%, GM FG%, and 3PT% for each period.

Technical Fouls: NONE

Summary statistics table including Biggest lead, Best Scoring Run, Lead Changes, Times Tied, and Time with Lead.

NEBRASKA 62, KANSAS STATE 46



Official Basketball Box Score - Final
Nebraska at Kansas St.
12/01/23 Bramlage Coliseum, Manhattan
2023-24 Men's Basketball

Game Time: 2:01 PM
Game Duration: 1:57
Attendance: 10,206

Officials: Kipp Kissinger, Paul Selez, Marques Pettigrew

Nebraska - 62

Record: 9-2

Box score table for Nebraska vs Kansas State, listing player stats for FG, 3P, FT, Rebounds, Fouls, TP, AS, TO, ST, Blocks, +/-.

Shooting By Period table showing FG%, 3PT%, FT%, GM FG%, and 3PT% for each period.

Technical Fouls: NONE

Kansas St. - 46

Record: 8-3

Box score table for Kansas State vs Nebraska, listing player stats for FG, 3P, FT, Rebounds, Fouls, TP, AS, TO, ST, Blocks, +/-.

Shooting By Period table showing FG%, 3PT%, FT%, GM FG%, and 3PT% for each period.

Technical Fouls: NONE

Summary statistics table including Biggest lead, Best Scoring Run, Lead Changes, Times Tied, and Time with Lead.

NEBRASKA 83, NORTH DAKOTA 75



Official Basketball Box Score - Final
North Dakota at Nebraska
12/02/23 Hruska Bank Arena, Lincoln
Nebraska vs. North Dakota

Game Time: 6:31 PM
Game Duration: 1:55
Attendance: 13,397

Officials: Brian McNeil, Keith Patterson, Chad Barlow

North Dakota - 75

Record: 8-5

Box score table for North Dakota vs Nebraska, listing player stats for FG, 3P, FT, Rebounds, Fouls, TP, AS, TO, ST, Blocks, +/-.

Shooting By Period table showing FG%, 3PT%, FT%, GM FG%, and 3PT% for each period.

Technical Fouls: NONE

Nebraska - 83

Record: 10-2

Box score table for Nebraska vs North Dakota, listing player stats for FG, 3P, FT, Rebounds, Fouls, TP, AS, TO, ST, Blocks, +/-.

Shooting By Period table showing FG%, 3PT%, FT%, GM FG%, and 3PT% for each period.

Technical Fouls: NONE

Summary statistics table including Biggest lead, Best Scoring Run, Lead Changes, Times Tied, and Time with Lead.

2023-24 BOXSCORES

NEBRASKA 91, SOUTH CAROLINA STATE 62



Official Basketball Box Score - Final
South Carolina St. at Nebraska
12/29/24 Pinnacle Bank Arena, Lincoln

Game Time: 8:31 PM
Game Duration: 2:01
Attendance: 14,987

Officials: Bret Smith, Rob Kueneman, Steve McClunkins

South Carolina St. - 62

Record: 4-11

Table with columns: NO. Name, Min, FG, 3P, FT, Rebounds, Fouls, TP, AS, TO, ST, Blocks, +/-

Shooting By Period
1st FG% 5-42 11.9%
3PT% 1-13 7.7%
FT% 0-2 0%

NEBRASKA 86, INDIANA 70

Official Basketball Box Score - Final
Indiana at Nebraska
01/03/24 Pinnacle Bank Arena, Lincoln

Game Time: 8:07 PM
Game Duration: 2:03
Attendance: 13,446

Officials: Terry Ojstby, Keith Kithin, Kaly Pfeifer

Indiana - 70

Record: 10-4 (2-1)

Table with columns: NO. Name, Min, FG, 3P, FT, Rebounds, Fouls, TP, AS, TO, ST, Blocks, +/-

Shooting By Period
1st FG% 13-28 46.4%
3PT% 2-9 25.0%
FT% 5-7 71.4%

Nebraska - 91

Record: 11-2

Table with columns: NO. Name, Min, FG, 3P, FT, Rebounds, Fouls, TP, AS, TO, ST, Blocks, +/-

Shooting By Period
1st FG% 16-29 55.2%
3PT% 5-15 33.3%
FT% 13-20 65%

Biggest lead, Best Scoring Run, Lead Changes, Times Tied, Time with Lead

Points from Turnovers, SCS, NEB, Period by Period Scoring

Nebraska - 86

Record: 12-2 (2-1)

Table with columns: NO. Name, Min, FG, 3P, FT, Rebounds, Fouls, TP, AS, TO, ST, Blocks, +/-

Shooting By Period
1st FG% 13-27 48.1%
3PT% 4-15 26.7%

Biggest lead, Best Scoring Run, Lead Changes, Times Tied, Time with Lead

Points from Turnovers, NEB, Period by Period Scoring

NO. 21 WISCONSIN 88, NEBRASKA 72



Official Basketball Box Score - Final
Nebraska at Wisconsin
01/06/24 Kohl Center, Madison

Game Time: 1:15 PM
Game Duration: 1:52
Attendance: 15,055

Officials: D.J. Carstensen, Earl Walton, Courtney Green

Nebraska - 72

Record: 12-3 (2-2)

Table with columns: NO. Name, Min, FG, 3P, FT, Rebounds, Fouls, TP, AS, TO, ST, Blocks, +/-

Shooting By Period
1st FG% 14-26 53.8%
3PT% 6-12 50.0%

Wisconsin - 88

Record: 11-3 (3-0)

Table with columns: NO. Name, Min, FG, 3P, FT, Rebounds, Fouls, TP, AS, TO, ST, Blocks, +/-

Shooting By Period
1st FG% 19-32 59.4%
3PT% 7-13 53.8%

Biggest lead, Best Scoring Run, Lead Changes, Times Tied, Time with Lead

Points from Turnovers, NEB, WIS, Period by Period Scoring

NEBRASKA 88, NO. 1 PURDUE 72



Official Basketball Box Score - Final
Purdue at Nebraska
01/09/24 Pinnacle Bank Arena, Lincoln

Game Time: 8:02 PM
Game Duration: 2:02
Attendance: 14,106

Officials: Rob Riley, Tim Conner, Andy O'Brien

Purdue - 72

Record: 14-2 (3-2)

Table with columns: NO. Name, Min, FG, 3P, FT, Rebounds, Fouls, TP, AS, TO, ST, Blocks, +/-

Shooting By Period
1st FG% 9-20 45.0%
3PT% 6-18 33.3%

Nebraska - 88

Record: 13-3 (3-2)

Table with columns: NO. Name, Min, FG, 3P, FT, Rebounds, Fouls, TP, AS, TO, ST, Blocks, +/-

Shooting By Period
1st FG% 15-28 53.6%
3PT% 7-10 70.0%

Biggest lead, Best Scoring Run, Lead Changes, Times Tied, Time with Lead

Points from Turnovers, PUR, NEB, Period by Period Scoring

2023-24 BOXSCORES

IOWA 94, NEBRASKA 76



Official Basketball Box Score - Final
Nebraska at Iowa
 01/12/24 Carver-Hawkeye Arena, Iowa City, Iowa
 2023-24 Men's Basketball

Game Time: 8:37 PM
 Game Duration: 1:46
 Attendance: 9,670

Officials: Ronald Groover, Kipp Kissinger, Doug Simons

Nebraska - 76

Record: 13-4 (3-3)

NO.	Name	Min	FG		3P		FT		Rebounds		Fouls		TP	AS	TO	ST	Blocks		+/-	
			M-A	M-A	M-A	M-A	OR	DR	TOT	PF	FD	BS					BA			
4	Juwan Gary	13:41	3-8	0-3	3-4	2	3	5	4	2	9	0	0	0	1	0	0	0	-13	
51	Niesik Mast	27:39	6-9	1-2	1-1	1	4	5	1	2	14	2	1	1	0	0	0	0	-23	
3	Brice Williams	30:20	3-11	0-6	0-0	0	4	4	2	0	6	2	2	1	0	0	0	0	-31	
10	Jamarques Lawrence	G 09:31	0-2	0-2	0-0	0	1	1	2	1	0	1	0	0	0	0	0	0	0	
30	Keisei Tominaga	G 30:55	6-10	1-5	0-0	0	0	0	2	1	13	1	3	0	0	0	0	0	-10	
1	Sam Hoberg	25:07	1-5	0-2	0-0	0	6	6	1	0	2	4	2	2	0	0	0	0	-17	
53	Josiah Allick	20:44	5-6	0-0	4-6	3	2	5	1	5	14	1	0	1	0	0	0	0	-3	
0	C.J. Wilcher	19:01	1-4	1-3	2-2	1	3	4	1	1	5	2	0	0	0	0	0	0	-1	
11	Eli Rice	18:46	4-7	1-3	2-2	1	3	4	0	1	11	1	0	0	0	0	0	0	2	
21	Matar Diop	02:08	1-1	0-0	0-0	0	0	0	0	0	2	0	0	0	0	0	0	0	3	
31	Cale Jacobsen	02:08	0-0	0-0	0-0	0	0	0	0	0	0	0	0	0	0	0	0	0	3	
Team									0		0									
Totals			30-63	4-26	12-15	8	26	34	14	13	76	14	8	5	1	0	0	0	0	-18

Technical Fouls: NONE

Shooting By Period		
1 st FG%	16-32	50.0%
3PT%	1-10	10.0%
FT%	3-5	60%
2 nd FG%	14-31	45.2%
3PT%	3-16	18.8%
FT%	9-10	90%
GM FG%	30-63	47.6%
3PT%	4-26	15.4%
FT%	12-15	80.0%

Dead Ball Rebounds: 1, 0

Iowa - 94

Record: 10-6 (2-3)

NO.	Name	Min	FG		3P		FT		Rebounds		Fouls		TP	AS	TO	ST	Blocks		+/-	
			M-A	M-A	M-A	M-A	OR	DR	TOT	PF	FD	BS					BA			
22	Patrick McCaffery	F 24:49	4-7	1-4	3-4	1	4	5	1	3	12	2	2	1	0	0	0	0	19	
23	Ben Krikke	F 22:10	5-7	2-2	0-0	2	1	3	4	2	12	2	0	0	0	0	0	0	16	
32	Owen Freeman	F 32:18	11-13	0-0	0-2	2	8	10	1	2	22	2	0	1	0	1	1	18		
11	Tony Perkins	G 37:17	3-12	2-8	3-3	1	1	2	3	3	11	15	2	1	0	0	0	0	24	
20	Payton Sandfort	G 35:22	6-15	5-12	2-2	1	9	10	1	2	19	5	1	0	0	0	0	0	21	
4	Josh Dix	27:01	5-8	5-7	1-2	2	0	2	0	1	16	2	0	2	0	0	0	0	7	
13	Ladji Dembele	04:26	0-0	0-0	0-0	0	0	0	0	2	0	0	1	0	0	0	0	0	-7	
5	Dasonte Bowen	02:43	0-1	0-1	0-0	0	0	0	0	0	0	0	0	0	0	0	0	0	-6	
2	Brock Harding	10:38	1-4	0-1	0-1	0	0	0	0	1	2	2	0	0	0	0	0	0	-3	
0	Even Brauns	03:16	0-0	0-0	0-0	0	2	2	1	0	0	0	0	0	0	0	0	0	-1	
Team									0		2									
Totals			35-67	15-35	9-14	9	27	36	13	14	94	30	6	5	0	1	1	18		

Technical Fouls: NONE

Shooting By Period		
1 st FG%	16-35	45.7%
3PT%	7-20	35.0%
FT%	2-3	66.7%
2 nd FG%	19-32	59.4%
3PT%	8-15	53.3%
FT%	7-11	63.6%
GM FG%	35-67	52.2%
3PT%	15-35	42.9%
FT%	9-14	64.3%

Dead Ball Rebounds: 2, 0

	NEB	IOWA	Points from	NEB	IOWA	Period by Period Scoring			
Biggest lead	1 (2 nd 17:13)	21 (2 nd 2:21)	Turnovers	7	8	1st	2nd	TOT	
Best Scoring Run	6 (1 st 13:08)	15 (1 st 14:26)	Paint	46	32	NEB	36	40	76
Lead Changes	4		Second Chance	10	12	IOWA	41	53	94
Times Tied	3		Fast Breaks	6	16				
Time with Lead	00:22	36:24	Bench	34	18				



2023-24 Nebraska Men's Basketball Combined Team Statistics In Conference games

Game Records

Record	Overall	Home	Away	Neutral
ALL GAMES	3-3	3-0	0-3	0-0
CONFERENCE	3-3	3-0	0-3	0-0
NON-CONFERENCE	0-0	0-0	0-0	0-0

Score by Periods

Team	1st	2nd	OT	TOT
Nebraska	226	238	0	464
Opponents	213	257	0	470

Team Box Score

No.	Player	Total					3-Point			F-Throw		Rebounds				Other							
		GP-GS	MIN	AVG	FG-FGA	FG%	3FG-3FGA	3FG%	FT-FTA	FT%	OFF	DEF	TOT	AVG	PF	DQ	A	TO	BLK	STL	PTS	AVG	
30	TOMINAGA, Keisei	6-6	175:37	29.3	32-64	.500	16-41	.390	16-17	.941	0	2	2	0.3	8	0	9	8	0	2	96	16.0	
3	WILLIAMS, Brice	6-6	175:49	29.3	25-59	.424	7-19	.368	15-18	.833	6	28	34	5.7	15	1	22	14	4	10	72	12.0	
51	MAST, Rienk	6-6	186:21	31.1	29-66	.439	5-21	.238	6-9	.667	8	29	37	6.2	12	0	19	8	2	5	69	11.5	
4	GARY, Juwan	6-5	152:09	25.4	26-46	.565	3-12	.250	9-14	.643	9	10	19	3.2	19	0	6	4	5	8	64	10.7	
0	WILCHER, C.J.	6-0	101:48	17.0	16-30	.533	12-22	.545	13-13	1.000	4	8	12	2.0	7	0	5	4	1	3	57	9.5	
53	ALLICK, Josiah	5-1	104:23	20.9	9-13	.692	2-2	1.000	8-15	.533	6	15	21	4.2	9	0	7	6	0	3	28	5.6	
10	LAWRENCE, Jamarques	6-6	133:56	22.3	11-29	.379	6-16	.375	5-6	.833	1	19	20	3.3	16	0	10	14	0	6	33	5.5	
1	HOIBERG, Sam	6-0	116:52	19.5	8-21	.381	3-9	.333	7-7	1.000	0	17	17	2.8	9	0	17	4	1	7	26	4.3	
11	RICE, Eli	4-0	37:16	9.3	6-9	.667	3-5	.600	2-2	1.000	1	5	6	1.5	1	0	2	0	0	1	17	4.3	
21	DIOP, Matar	3-0	08:58	3.0	1-1	1.000	0-0	.000	0-0	.000	0	0	0	0.0	0	0	1	0	0	0	2	0.7	
9	COLEMAN, Jarron	1-0	03:25	3.4	0-1	.000	0-1	.000	0-0	.000	0	0	0	0.0	2	0	0	0	0	0	0	0.0	
31	JACOBSEN, Cale	3-0	03:26	1.1	0-0	.000	0-0	.000	0-0	.000	0	0	0	0.0	1	0	1	0	0	0	0	0.0	
Team											5	9	14					2					
Total		6	1200		163-339	.481	57-148	.385	81-101	.802	40	142	182	30.3	99	1	99	64	13	45	464	77.3	
Opponents		6	1200		168-349	.481	66-154	.429	68-99	.687	57	144	201	33.5	83	0	116	72	13	32	470	78.3	

Team Statistics

	NEBR	OPP
Scoring	464	470
Points per game	77.3	78.3
Scoring margin	-1.0	-
Field goals-att	163-339	168-349
Field goal pct	.481	.481
3 point fg-att	57-148	66-154
3-point FG pct	.385	.429
3-pt FG made per game	9.5	11.0
Free throws-att	81-101	68-99
Free throw pct	.802	.687
F-Throws made per game	13.5	11.3
Rebounds	182	201
Rebounds per game	30.3	33.5
Rebounding margin	-3.2	-
Assists	99	116
Assists per game	16.5	19.3
Turnovers	64	72
Turnovers per game	10.7	12.0
Turnover margin	+1.3	-
Assist/turnover ratio	1.5	1.6
Steals	45	32
Steals per game	7.5	5.3
Blocks	13	13
Blocks per game	2.2	2.2
Winning streak	0	-
Home win streak	3	-
Attendance	42137	31624
Home games-Avg/Game	3-14046	3-10541
Neutral site-Avg/Game	-	0-0

Team Results

Date	Opponent		Score	Att.
12/06/2023	at Minnesota	L	65-76	6899
12/10/2023	Michigan St.	W	77-70	14585
01/03/2024	Indiana	W	86-70	13446
01/06/2024	at Wisconsin	L	72-88	15055
01/09/2024	Purdue	W	88-72	14106
01/12/2024	at Iowa	L	76-94	9670



2023-24 Nebraska Men's Basketball Combined Team Statistics All games

Game Records

Record	Overall	Home	Away	Neutral
ALL GAMES	13-4	11-1	1-3	1-0
CONFERENCE	3-3	3-0	0-3	0-0
NON-CONFERENCE	10-1	8-1	1-0	1-0

Score by Periods

Team	1st	2nd	OT	TOT
Nebraska	670	661	0	1331
Opponents	557	618	0	1175

Team Box Score

No.	Player	Total			3-Point		F-Throw		Rebounds				Other									
		GP-GS	MIN	AVG	FG-FGA	FG%	3FG-3FGA	3FG%	FT-FTA	FT%	OFF	DEF	TOT	AVG	PF	DQ	A	TO	BLK	STL	PTS	AVG
30	TOMINAGA, Keisei	15-15	385:35	25.7	73-154	.474	34-93	.366	37-43	.860	3	24	27	1.8	16	0	19	14	0	15	217	14.5
51	MAST, Rienk	15-15	444:25	29.6	75-163	.460	17-53	.321	33-40	.825	36	91	127	8.5	26	0	43	22	3	5	200	13.3
3	WILLIAMS, Brice	17-17	464:33	27.3	71-167	.425	23-66	.348	53-60	.883	19	75	94	5.5	37	1	47	29	13	15	218	12.8
4	GARY, Juwan	14-8	347:48	24.8	64-123	.520	14-42	.333	24-36	.667	37	44	81	5.8	29	0	18	9	13	17	166	11.9
0	WILCHER, C.J.	17-2	286:42	16.9	46-92	.500	26-60	.433	21-23	.913	11	22	33	1.9	17	0	14	11	5	9	139	8.2
53	ALLICK, Josiah	16-11	369:15	23.1	35-66	.530	4-12	.333	35-52	.673	31	50	81	5.1	22	0	22	20	4	11	109	6.8
10	LAWRENCE, Jamarques	17-17	403:25	23.7	33-97	.340	14-52	.269	18-25	.720	7	53	60	3.5	36	0	41	35	0	13	98	5.8
11	RICE, Eli	13-0	127:26	9.8	16-38	.421	10-25	.400	15-22	.682	3	15	18	1.4	10	0	5	2	2	3	57	4.4
1	HOIBERG, Sam	17-0	318:24	18.7	25-61	.410	11-30	.367	13-19	.684	8	40	48	2.8	30	0	30	14	3	18	74	4.4
9	COLEMAN, Jarron	10-0	137:44	13.8	8-34	.235	4-21	.190	7-11	.636	1	19	20	2.0	11	0	26	17	1	3	27	2.7
24	GRACE, Jeff	6-0	14:03	2.3	2-3	.667	0-0	.000	2-3	.667	2	0	2	0.3	0	0	1	0	0	0	6	1.0
21	DIOP, Matar	10-0	53:21	5.3	3-6	.500	0-1	.000	3-9	.333	2	8	10	1.0	9	0	3	5	2	2	9	0.9
31	JACOBSEN, Cale	10-0	40:59	4.1	3-6	.500	0-2	.000	3-6	.500	0	3	3	0.3	4	0	4	2	0	1	9	0.9
35	BURT, Henry	4-0	06:19	1.6	1-1	1.000	0-0	.000	0-2	.000	0	2	2	0.5	0	0	0	0	0	0	2	0.5
Team											24	34	58				4					
Total		17	3400		455-1011	.450	157-457	.344	264-351	.752	184	480	664	39.1	247	1	273	184	46	112	1331	78.3
Opponents		17	3400		424-1059	.400	143-443	.323	184-257	.716	194	417	611	35.9	289	6	218	199	55	103	1175	69.1

Team Statistics

	NEBR	OPP
Scoring	1331	1175
Points per game	78.3	69.1
Scoring margin	+9.2	-
Field goals-att	455-1011	424-1059
Field goal pct	.450	.400
3 point fg-att	157-457	143-443
3-point FG pct	.344	.323
3-pt FG made per game	9.2	8.4
Free throws-att	264-351	184-257
Free throw pct	.752	.716
F-Throws made per game	15.5	10.8
Rebounds	664	611
Rebounds per game	39.1	35.9
Rebounding margin	+3.1	-
Assists	273	218
Assists per game	16.1	12.8
Turnovers	184	199
Turnovers per game	10.8	11.7
Turnover margin	+0.9	-
Assist/turnover ratio	1.5	1.1
Steals	112	103
Steals per game	6.6	6.1
Blocks	46	55
Blocks per game	2.7	3.2
Winning streak	0	-
Home win streak	5	-
Attendance	169282	41830
Home games-Avg/Game	12-14107	4-10458
Neutral site-Avg/Game	-	1-2938

Team Results

Date	Opponent		Score	Att.
11/06/2023	Lindenwood	W	84-52	13478
11/09/2023	Florida A&M	W	81-54	13766
11/13/2023	Rider	W	64-50	13478
11/15/2023	Stony Brook	W	84-63	13614
11/18/2023	vs Oregon St.	W	84-63	2938
11/22/2023	Duquesne	W	89-79	14426
11/26/2023	Cal St. Fullerton	W	85-72	14171
12/03/2023	Creighton	L	60-89	15838
12/06/2023	at Minnesota	L	65-76	6899
12/10/2023	Michigan St.	W	77-70	14585
12/17/2023	at Kansas St.	W	62-46	10206
12/20/2023	North Dakota	W	83-75	13387
12/29/2023	South Carolina St.	W	91-62	14987
01/03/2024	Indiana	W	86-70	13446
01/06/2024	at Wisconsin	L	72-88	15055
01/09/2024	Purdue	W	88-72	14106
01/12/2024	at Iowa	L	76-94	9670