





REGIONAL FIRST-QUARTER OVERVIEW

		Net Sales	EBIT ⁽³⁾	EBIT Margin ⁽³⁾
	North America	\$2.5B 0%	\$303M (3)%	11.9% (0.4)pts
	Europe, Middle East & Africa	\$0.9B (12)%	\$(15)M 29%	(1.7)% 0.4pts
	Latin America	\$0.6B (29)% <small>*Q1 2019 Embraco net sales of \$312M</small>	\$31M (30)% <small>*Q1 2019 Embraco EBIT of \$24M</small>	5.1% 0.0pts
	Asia	\$0.3B (22)%	\$(16)M nm	(5.6)% (7.5)pts

Strong Results Despite COVID-19 Disruptions Driving EBIT Margin Impact of 150 bps; Disruptions Were Most Significant in EMEA and Asia

*Note: Right column of each performance measure compared to first-quarter of 2019